



NEW HAVEN PUBLIC SCHOOLS

Superintendent's Proposed Budget  
2019-2020 School Year

**DRAFT**





NEW HAVEN PUBLIC SCHOOLS

## **Board of Education Members**

Darnell Goldson, President

Mayor Toni N. Harp

Dr. Edward Joyner

Dr. Tamiko Jackson-McArthur

Joseph Rodriguez

Yesenia Rivera

Matthew Wilcox

Enrico Rivera

Lihame Arouna



NEW HAVEN PUBLIC SCHOOLS

# Table of Contents



## A Message from the Superintendent



We are pleased to present the 2019-2020 fiscal year estimated proposed budget for New Haven Public Schools. This budget document details how we are aligning our talented staff and fiscal resources to protect the instructional core and improve systemic efficiencies throughout the District. Over the past year we worked with stakeholders on our District Continuous Improvement Plan. The District's sound fiscal management and strategic planning is undergirded by the core values within this plan, including:

1. *Collaboration* - We believe in a strong collaborative school system, and therefore, we must take collective responsibility for our students' success and wellbeing by working together, communicating openly and honestly, valuing the professional expertise of individuals, and strengthening and expanding community partnerships.
2. *Growth and Innovation* - We believe the need to dramatically improve student learning in our schools is urgent, and therefore, we will work tirelessly and as a team to encourage risk-taking, challenge each other to innovate, engage in no-fault problem solving and empower students, parents and educators so that we take bold steps into the future together.
3. *Equity* - We believe in an equitable school system for all students, and therefore, we must have high expectations for all students throughout the district and provide culturally relevant and personalized learning through rigorous classes that meet individual student needs and prepare all students for success at their next level.

This document is designed as a comprehensive source of information for parents, educators, students and community members to obtain a better understanding of the financial plan and health of the District. It provides details on every school and department and tells the story of

how we are working as *One New Haven* to align our operations, resources, time, people and money with specific goals in mind. The Fiscal Year 2020 budget goals include:

- Allocating resources by providing equity across all of our schools
- Focusing resources to directly support classroom learning and teaching
- Supporting the implementation of a comprehensive core classroom (Tier I) reading instructional program
- Supporting the implementation of a Whole Child Framework to address students' socio-emotional learning needs
- Developing communities of practice for teachers in the areas of math, literacy and English Language Services
- Developing comprehensive early learning curriculum, Preschool – Grade 3
- Developing and enhancing programs to increase the recruitment and retention of teachers and administrators
- Providing certified and non-certified staff with leadership development opportunities
- Strengthening college and career access strategies
- Implementing a comprehensive strategic communication and engagement plan to engage all stakeholders in the District's mission, vision and continuous improvement plan
- Engaging families and the community in meaningful partnerships that empowers all stakeholders

In order to fulfill these commitments, we will continue to invest revenue effectively and leverage partnerships throughout the community to maximize the benefit to students. Our current fiscal reality means that we will need to use every dollar allocated from the State of Connecticut and City strategically and plan for ever-increasing budget constraints in the years to come. We must invest wisely this year with an eye on the future.

The District receives a large portion of our funds from the State of Connecticut, through their Education Cost Sharing program. For the past 8 years, the amount of funding has been flat, while the costs of running our schools continued to rise. Further exacerbating this gap was a decrease of \$16.8 million in grant funding in the last two years. At the same time, costs have gone up due to three factors:

- Contractual raises of 3% for certified staff
- Fixed inflation costs, transportation, and utilities
- Increased costs for Special Education out-of-district placement and services

To address the shortfall resulting from decreased revenues and increased expenditures, I am recommending a 2019-2020 fiscal year budget of \$188.2 million dollars. While this represents an \$1 million increase over the 2018-2019 fiscal year allocation, we project the \$188.2 million budget will still require New Haven Public Schools to mitigate approximately \$30 million that would otherwise result in a budget deficit. We propose to mitigate this deficit through the following cost-saving measures, including:

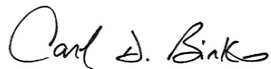
- Adopting a Right-size district wide staffing model that includes all staff
- Evaluating program consolidation(s), services and all lease agreements

- Maximizing and coordinating available grant funding with General Funds
- Reviewing all transportation routes
- Examining and analyzing contractual services
- Continuing partnerships with the City/State Delegation and stakeholders to lobby for state funding and targeted fiscal supports through grants
- Reviewing Special Education costs and programming

In the end, this budget will balance the needs of our students and provide them with an excellent education that is fiscally sound and responsible. As Superintendent of Schools, I am confident that the District will work with the City and the community to ensure the District is on a healthy financial path that enables our students to receive the excellent education they deserve.

I pledge to continue to engage stakeholders in strategic discussions and decision-making that provide us with ensuring that every dollar and every hour is well spent on the students of New Haven Public Schools.

Best regards,



Dr. Carol D. Birks



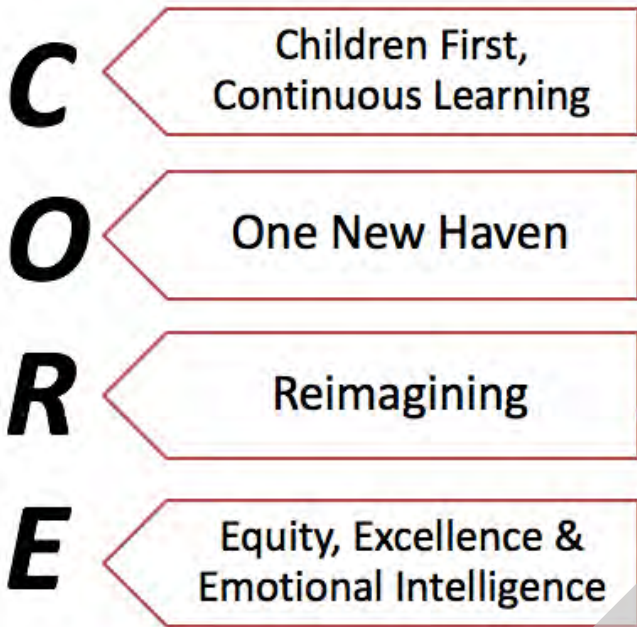
NEW HAVEN PUBLIC SCHOOLS



**New Haven Public Schools  
District Continuous Improvement Plan  
2018-2021**

together as one New Haven to realize the key indicators of success outlined in this document.

New Haven is poised to build upon its many accomplishments with an emphasis on **C.O.R.E.**



*Children First:* The well-being and continuous learning of every child will drive decisions.

*One New Haven:* With dedicated community of partners, parents, students and staff, we will excel, united as One New Haven.

*Reimagining/Rightsizing:* Through a model of continuous improvement we will apply four important levers for change, *collaboration, capacity building, deepening knowledge of pedagogy,* and *focusing direction* to improve outcomes for all.

*Equity, Excellence, and Emotional Intelligence:* We will ensure equitable access to a quality education that includes emotional intelligence and leads to excellence across all schools and neighborhoods.



The District Continuous Improvement Plan, comprised of the collective efforts of staff, families, and community partners, is aimed at improving and protecting the instructional core. The plan leverages strategies that are designed to yield the highest returns on investment and the greatest outcomes for students.

The plan is a coherent document focusing the New Haven’s direction with urgency on the instructional core, building the capacity of adults, deepening their knowledge of pedagogy, and ensuring collaboration across all roles, departments, schools and partnerships. It defines our work and how we will be held accountable. It is New Haven’s blueprint for success.

We invite you to join us in our expansion of New Haven’s accomplishments. We want to hear your ideas and enter into true dialogue with families and community leaders regarding what is important for the future of our students.

## Vision

All kids can learn, achieve, and rise to a bright future.



## Mission

New Haven will provide an outstanding education that extends beyond graduation and prepares students to be the next generation of leaders, innovators and problem-solvers. There will be high quality instruction and learning for every child, every day, in every classroom and environment.

## Core Values

### *Collaboration*

We believe that a strong collaborative school system must be built on a foundation of respect and trust and that our ability to work effectively as a team is critical for giving students access to a great education. Therefore, we must take collective responsibility for our students' success and wellbeing by working together, communicating openly and honestly, valuing the professional expertise of individuals, and strengthening and expanding community partnerships.

### *Growth and Innovation*

We believe the need to dramatically improve student learning in our schools is urgent and that it requires strong commitment to creativity, flexibility and change. It also takes a commitment to continuous improvement and persistence. Therefore, we will work tirelessly and as a team to encourage risk-taking, challenge each other to innovate, engage in no-fault problem solving and empower students, parents and educators so that we take bold steps into the future together.

### *Equity*

We believe that in an equitable school system all students – regardless of race, income, home language, gender, ability, or other dimensions of identity – are provided a first rate and bias free education empowering them to pursue their dreams and rise to success in college, career and life.

Therefore, we must have high expectations for all students throughout the district and provide culturally relevant and personalized learning

through rigorous classes that meet individual student needs and prepare all students for success at their next level.

## Priority Areas

1. Academic Achievement
2. Talent Development and Management
3. Organizational Efficiencies and Effectiveness
4. Culture and Climate
5. Family and Community Empowerment

### PRIORITY 1: ACADEMIC ACHIEVEMENT

*We will improve academic achievement for all students by ensuring...*

- All students meet or exceed growth targets in



English Language Arts and Mathematics.

- All students, preschool thru third grade, develop the socially/emotional skills needed to engage in appropriate Early Childhood learning.
- All students read at or above grade level by the end of third grade.
- All tenth graders are “on track” relative to the academic standards, including an Algebra grade of C or better and passing all core areas.
- All high school students score 500 or better on each of the English Language Arts and Math SAT subject tests.
- All students have Student Success Plans.
- The graduation rate increases incrementally each year to meet or exceed State targets.

### **PRIORITY 2: TALENT MANAGEMENT AND DEVELOPMENT**

*We will recruit, retain and build the capacity of all staff by ensuring...*

- The Talent Office streamlines protocols for recruitment that results in a larger, more robust candidate pool, with more educators of color.
- All hiring practices adhere to high industry standards and evaluate candidates against competencies for a qualified, diverse workforce.
- All staff have a career ladder against which they can set goals, participate in professional learning, take on leadership roles, and monitor their progress toward increasing levels of effectiveness.
- All staff increase their knowledge of cultures and the assets embedded in diversity.

### **PRIORITY 3: ORGANIZATIONAL EFFICIENCIES AND EFFECTIVENESS**

*We will allocate resources (time, talent, funds) strategically and successfully to be used for instructional and operational purposes by...*

- Aligning the District expenses to match the revenue in the current fiscal year in order to balance the current FY19 budget and engage in future budget planning premised on a balanced budget.
- Establishing a budget process that is site based to support the instructional core.

- Establishing staffing criteria centered on services to students and families.
- Evaluating program consolidation(s) and efficiencies where feasible and prudent.
- Enhancing, streamlining/optimizing and modernizing administrative processes and internal controls to improve efficiency, accountability, compliance and cost effectiveness.
- Identifying areas in which technology can assist to make systems more efficient for the organization and in the classroom where student learning can be more personalized.

### **PRIORITY 4: CULTURE AND CLIMATE**

*We will develop an organizational culture that is welcoming, safe and secure by ensuring...*

- The Superintendent meets quarterly with students and monthly with parents and community members to receive direct input on every aspect of schooling.
- All schools reduce chronic absenteeism to 10% or below.
- Every school reviews and revises protocols to ensure schools are welcoming, safe and secure for all students, staff, and families.
- Every school establishes a continuum of supports and tiered interventions to ensure students’ social, emotional and behavioral successes at every grade level.

### **PRIORITY 5: FAMILY AND COMMUNITY EMPOWERMENT**

*We will empower family and community partners to share in the ownership of vision, mission and continuous improvement of the district by ensuring...*

- The District increases community partnerships to support district and school improvement efforts.
- The District, in collaboration with parents, designs a Parent University with topics they deem most informative and beneficial to the education of their children.
- A new District website and District newsletter commencing mid-year, make information more

readily available to parents in multiple languages.

- All schools identify a clear process for parents and community partners to voice their ideas and concerns.
- All schools administer the School Climate Survey to actively seek the voices of students and families in decision-making.

- All schools distribute a school handbook with important information regarding academics, behavioral expectations and how to contact staff members.
- All schools establish a governance structure with representation for all stakeholders.



## Theory of Action

***IF*** we focus on improving academic achievement for all students; recruit, retain and build the capacity of staff; ensure strategic allocation of resources; develop a welcoming, safe and secure organizational culture; empower families and community partners...

***THEN*** we will ensure that all students can learn and rise to a bright future.

## Key Indicators of Success

The following seven **key indicators of success** will be used to hold New Haven accountable and to ensure the effectiveness of the District Continuous Improvement Plan.

These indicators are aligned to the *Every Student Success Act of 2015* and the Connecticut Department of Education *Next Generation System of Accountability*. **By June of each year, New Haven Public Schools will meet or exceed the targets for all seven measures, listed in each column 2018-2019 thru 2020-2021 (for three consecutive years).**

| Key Indicators of Success  | 2016-2017<br>Actual <sup>‡</sup> | 2018-<br>2019 | 2019-<br>2020 | 2020-<br>2021 |
|--|----------------------------------|---------------|---------------|---------------|
| English Language Arts<br>District Performance Index                | 56.8%                            | 59.6%         | 61.0%         | 62.4%         |
| Mathematics<br>District Performance Index                          | 49.9%                            | 53.7%         | 55.7%         | 57.6%         |
| English Language Arts<br>Growth Model<br>(Average Target Achieved) | 53.0%                            | 60.2%         | 63.8%         | 67.4%         |
| Mathematics<br>Growth Model<br>(Average Target Achieved)           | 52.9%                            | 60.2%         | 63.8%         | 67.4%         |
| Chronic Absenteeism  | 18.3%                            | 16.3%         | 15.2%         | 14.2%         |
| 4 yr. adjusted Graduation  | 77.4%                            | 81.3%         | 82.6%         | 83.9%         |
| 6 yr. adjusted Graduation<br>High Needs Group**                    | 80.4%                            | 85.6%         | 86.7%         | 87.7%         |

*\*\*The High Needs Group is defined as students belonging to at least one of the following subgroups – Eligible for Free- or Reduced-Price Meals, English learners or Students with Disabilities.*

*‡2016-2017 is the last year for which the Next Generation Accountability Measures are available. New measures are due out in December 2018.*



FULFILL YOUR POTENTIAL  
BE A DREAMER  
SMILE  
DANCE  
LIVE OUT LOUD  
BE BOLD  
THE FUTURE IS YOURS

BE HOPEFUL  
BE ENCOURAGING  
BE HONEST  
BE FORGIVING  
BE ACCEPTING  
BE SUPPORTIVE  
BE LOVING

IF YOU  
IMAGINE  
ACHIEVE  
IF YOU  
Dream  
BECOME



NEW HAVEN PUBLIC SCHOOLS

**District Schools**

## STAFFING & ENROLLMENT

| Certified Staff        |                 |                   | Enrollment     |                 |                   | Non-Certified Staff    |                 |                   |
|------------------------|-----------------|-------------------|----------------|-----------------|-------------------|------------------------|-----------------|-------------------|
|                        | Actual<br>18/19 | Proposed<br>19/20 | Grade<br>Level | Actual<br>18/19 | Proposed<br>19/20 |                        | Actual<br>18/19 | Proposed<br>19/20 |
| Principals             | 1               | 1                 | <b>Pre-K</b>   |                 |                   | Clerical Support       | 5               | 5                 |
| Assistant Principals   | 1               | 1                 | <b>K</b>       |                 |                   | Paraprofessionals:     |                 |                   |
| Pre-K School           |                 |                   | <b>1</b>       |                 |                   | Grades K-1             |                 |                   |
| Grades K-6 Classroom   |                 |                   | <b>2</b>       |                 |                   | Pre-K School           |                 |                   |
| Math                   | 3               | 3                 | <b>3</b>       |                 |                   | SPED Para              | 1               | 1                 |
| Bilingual/ESOL         | 1               | 1                 | <b>4</b>       |                 |                   | Youth & Family Support | 9               | 9                 |
| Reading/Language Arts  |                 |                   | <b>5</b>       |                 |                   | Security               | 2               | 2                 |
| Science                | 1               | 1                 | <b>6</b>       |                 |                   | Educational Technology | 2               | 2                 |
| Social Studies/History | 2               | 2                 | <b>7</b>       |                 |                   | Business Mgr           | 1               | 1                 |
| English                | 2               | 2                 | <b>8</b>       |                 |                   |                        |                 |                   |
| World Language         |                 |                   | <b>9</b>       |                 |                   |                        |                 |                   |
| Art                    |                 |                   | <b>10</b>      |                 |                   |                        |                 |                   |
| Music                  |                 |                   | <b>11</b>      |                 |                   |                        |                 |                   |
| Career/Tech Ed         | 1               | 1                 | <b>12</b>      |                 |                   |                        |                 |                   |
| Physical Education     |                 |                   |                |                 |                   |                        |                 |                   |
| Library Media          |                 |                   |                |                 |                   |                        |                 |                   |
| Special Education      | 5               | 5                 |                |                 |                   |                        |                 |                   |
| Speech                 |                 |                   |                |                 |                   |                        |                 |                   |
| Coach - Math           |                 |                   |                |                 |                   |                        |                 |                   |
| Coach - Literacy       |                 |                   |                |                 |                   |                        |                 |                   |
| Other - Adult Ed       | 4               | 4                 |                |                 |                   |                        |                 |                   |
| School Counselor       | 1               | 1                 |                |                 |                   |                        |                 |                   |
| Social Worker          |                 |                   |                |                 |                   |                        |                 |                   |
| School Psychologist    |                 |                   |                |                 |                   |                        |                 |                   |
| <b>Total</b>           | <b>22</b>       | <b>22</b>         | <b>Total</b>   | <b>0</b>        | <b>0</b>          | <b>Total</b>           | <b>20</b>       | <b>20</b>         |

|                       | Actual    | Proposed  |
|-----------------------|-----------|-----------|
| <b>Staffing Total</b> | <b>42</b> | <b>42</b> |

|  |            |            |
|--|------------|------------|
| <b>Instructional Staff:</b>              | <b>19</b>  | <b>19</b>  |
| <b>Students Per Instructional Staff:</b> | <b>0.0</b> | <b>0.0</b> |

*Note: Due to estimated budget expenditures, this budget is subject to modifications(+/-).*

|                                      | Adjusted<br>FY 18/19 |           | Proposed<br>FY 19/20 |           | Difference<br>(+ / -) |          |
|--------------------------------------|----------------------|-----------|----------------------|-----------|-----------------------|----------|
| <b>General Funds</b>                 |                      |           |                      |           |                       |          |
| CERTIFIED STAFF                      | \$ 1,775,059         | 22        | \$ 1,819,677         | 22        | \$ 44,618             | 0        |
| NON-CERTIFIED STAFF                  | \$ 112,009           | 3         | \$ 121,205           | 3         | \$ 9,196              | 0        |
| <b>Total Salaries</b>                | <b>\$ 1,887,068</b>  | <b>25</b> | <b>\$ 1,940,882</b>  | <b>25</b> | <b>\$ 53,814</b>      | <b>0</b> |
| <b>Non-Personnel</b>                 |                      |           |                      |           |                       |          |
| <b>Total Non-Personnel</b>           | <b>\$ -</b>          |           | <b>\$ -</b>          |           | <b>\$ -</b>           |          |
| <b>Total General Funds</b>           | <b>\$ 1,887,068</b>  | <b>25</b> | <b>\$ 1,940,882</b>  | <b>25</b> | <b>\$ 53,814</b>      | <b>0</b> |
| <b>InterDistrict Funds</b>           |                      |           |                      |           |                       |          |
| <b>Total Interdistrict Funds</b>     | <b>\$ -</b>          | <b>0</b>  | <b>\$ -</b>          | <b>0</b>  | <b>\$ -</b>           | <b>0</b> |
| <b>Special Funds</b>                 |                      |           |                      |           |                       |          |
| NON-CERTIFIED STAFF                  | \$ 708,655           | 17        | \$ 720,292           | 17        | \$ 11,637             | 0        |
| 50136 PART TIME STAFF                | \$ 860,922           |           | \$ 784,650           |           | \$ (76,272)           |          |
| 50140 LONGEVITY                      | \$ 8,735             |           | \$ 9,609             |           | \$ 874                |          |
| 50175 EDUCATION INCENTIVE            | \$ 1,000             |           | \$ 1,000             |           | \$ -                  |          |
| 51809 HEALTH INSURANCE               | \$ 296,981           |           | \$ 302,921           |           | \$ 5,940              |          |
| 51810 RETIREMENT CONTRIBUTION        | \$ 4,896             |           | \$ 4,896             |           | \$ -                  |          |
| 51813 3144 SPECIAL FUND 457 PLAN     | \$ 5,972             |           | \$ 5,972             |           | \$ -                  |          |
| 58852 FICA/MEDICARE EMPLOYER CONTRIB | \$ 116,676           |           | \$ 112,346           |           | \$ (4,330)            |          |
| 59933 WORKERS COMPENSATION           | \$ 11,915            |           | \$ 11,583            |           | \$ (332)              |          |
| <b>Total Salaries</b>                | <b>\$ 2,015,752</b>  | <b>17</b> | <b>\$ 1,953,269</b>  | <b>17</b> | <b>\$ (62,483)</b>    | <b>0</b> |
| <b>Non-Personnel</b>                 |                      |           |                      |           |                       |          |
| 53330 BUSINESS TRAVEL                | \$ 11,917            |           | \$ 13,000            |           | \$ 1,083              |          |
| 54409 SOFTWARE                       | \$ 2,000             |           | \$ 2,000             |           | \$ -                  |          |
| 54413 COMPUTER EQUIPMENT             | \$ 12,000            |           | \$ -                 |           | \$ (12,000)           |          |
| 55100 MATERIALS & SUPPLIES INSTRUCTN | \$ 32,915            |           | \$ 25,179            |           | \$ (7,736)            |          |
| 55101 MATERIALS & SUPPLIES ADMIN     | \$ 14,440            |           | \$ 21,800            |           | \$ 7,360              |          |
| 55531 TEXTBOOKS                      | \$ 9,500             |           | \$ 9,500             |           | \$ -                  |          |
| 56601 TRANSPORTATION/BUSING          | \$ 32,325            |           | \$ 32,325            |           | \$ -                  |          |
| 56652 RENTAL                         | \$ 420,000           |           | \$ 420,000           |           | \$ -                  |          |
| 56694 OTHER CONTRACTUAL SERVICES     | \$ 21,000            |           | \$ 20,000            |           | \$ (1,000)            |          |
| 56697 OTHER PURCHASED SERVICES BOE   | \$ 63,458            |           | \$ 25,025            |           | \$ (38,433)           |          |
| 56901 IN SERVICE - PUBLIC            | \$ 2,138             |           | \$ 2,138             |           | \$ -                  |          |
| <b>Total Non-Personnel</b>           | <b>\$ 621,693</b>    |           | <b>\$ 570,967</b>    |           | <b>\$ (50,726)</b>    |          |
| <b>Total Special Funds</b>           | <b>\$ 2,637,445</b>  | <b>17</b> | <b>\$ 2,524,236</b>  | <b>17</b> | <b>\$ (113,209)</b>   | <b>0</b> |
| <b>Grand Total All Funds</b>         | <b>\$ 4,524,513</b>  | <b>42</b> | <b>\$ 4,465,118</b>  | <b>42</b> | <b>\$ (59,395)</b>    | <b>0</b> |

Note: Due to estimated budget expenditures, this budget is subject to modifications(+/-).





# New Haven Public Schools

Grades: PreK-8

Augusta Lewis Troup School  
 259 Edgewood Avenue New Haven, CT 06511  
 (475) 220-3000

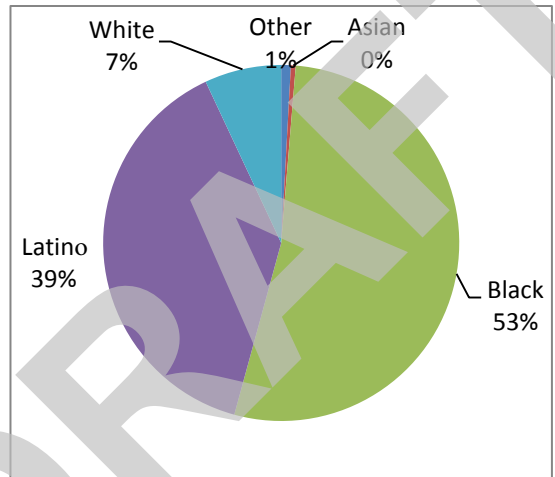
Enrollment: 459

## Student Performance

|      | 2016-17 | 2017-18 |
|------|---------|---------|
| Math | 10%     | 6%      |
| ELA  | 14%     | 16%     |

Percent of students achieving Proficient or better on Smarter Balanced Assessment in Grades 3-8 and/or SAT in Grade 11

## Student Demographics



## All Funds Budget Summary

|                            | Adjusted 18-19         | Proposed 19-20         |
|----------------------------|------------------------|------------------------|
| FT Personnel:              | \$ 3,456,706.00        | \$ 3,546,693.00        |
| Non-Personnel:             | \$ 101,922.00          | \$ 102,089.00          |
| <b>Total Expenditures:</b> | <b>\$ 3,558,628.00</b> | <b>\$ 3,648,782.00</b> |

English Language Learners: 11%  
 Special Education: 14%  
 Free and Reduced Lunch: 76%

Augusta Lewis Troup, empowers students to reach their highest potential!

This K-8 school is growing into a vision of being a student-centered learning environment in which respect is practiced by everyone.

Students participate in engaging learning experiences, students are empowered to take academic risks, and students engage in discourse that promotes critical thinking and problem solving.

All members of the Augusta Lewis Troup school community collaborate to promote the social, emotional and academic growth of its students as they strive to reach their highest potential.

Students and staff practice the core R.O.C.K. values of Respect, Ownership, Citizenship, and Knowledge.



"Troup gives their students an opportunity to express themselves in every educational way." - Former student



**STAFFING & ENROLLMENT**

| Certified Staff           |                 |                   | Enrollment     |                 |                   | Non-Certified Staff    |                 |                   |
|---------------------------|-----------------|-------------------|----------------|-----------------|-------------------|------------------------|-----------------|-------------------|
|                           | Actual<br>18/19 | Proposed<br>19/20 | Grade<br>Level | Actual<br>18/19 | Proposed<br>19/20 |                        | Actual<br>18/19 | Proposed<br>19/20 |
| Principals                | 1               | 1                 | Pre-K          | 18              | 19                | Clerical Support       | 1               | 1                 |
| Assistant Principals      | 1               | 1                 | K              | 51              | 50                | Paraprofessionals:     |                 |                   |
| Pre-K School              |                 |                   | 1              | 47              | 50                | Grades K-1             | 4               | 4                 |
| Grades K-6 Classroom      | 15              | 15                | 2              | 37              | 45                | Pre-K School           | 1               | 1                 |
| Math                      | 1               | 1                 | 3              | 42              | 38                | SPED Para              | 2               | 2                 |
| Bilingual/ESOL            | 1               | 1                 | 4              | 50              | 41                | Youth & Family Support | 1               | 1                 |
| Reading/Language Arts     | 3               | 3                 | 5              | 63              | 49                | School Security        | 1               | 1                 |
| Science                   | 1               | 1                 | 6              | 50              | 64                | Custodial              | 1               | 1                 |
| Social Studies/History    | 1               | 1                 | 7              | 53              | 50                |                        |                 |                   |
| English                   |                 |                   | 8              | 48              | 53                |                        |                 |                   |
| World Language            | 1               | 1                 | 9              |                 |                   |                        |                 |                   |
| Art                       | 1               | 1                 | 10             |                 |                   |                        |                 |                   |
| Music                     | 1               | 1                 | 11             |                 |                   |                        |                 |                   |
| Career/Tech Ed            | 1               | 1                 | 12             |                 |                   |                        |                 |                   |
| Physical Education        | 1.8             | 1.8               |                |                 |                   |                        |                 |                   |
| Library Media             | 0.5             | 0.5               |                |                 |                   |                        |                 |                   |
| Special Education         | 4               | 4                 |                |                 |                   |                        |                 |                   |
| Speech                    | 0.2             | 0.2               |                |                 |                   |                        |                 |                   |
| Coach - Math              | 1               | 1                 |                |                 |                   |                        |                 |                   |
| Coach - Literacy          | 2               | 2                 |                |                 |                   |                        |                 |                   |
| Other                     |                 |                   |                |                 |                   |                        |                 |                   |
| School Counselor          | 0.5             | 0.5               |                |                 |                   |                        |                 |                   |
| Social Worker             | 1               | 1                 |                |                 |                   |                        |                 |                   |
| School Psychologist       | 0.6             | 0.6               |                |                 |                   |                        |                 |                   |
| School Climate Specialist | 1               | 1                 |                |                 |                   |                        |                 |                   |
| <b>Total</b>              | <b>40.6</b>     | <b>40.6</b>       | <b>Total</b>   | <b>459</b>      | <b>459</b>        | <b>Total</b>           | <b>11</b>       | <b>11</b>         |

|                       | Actual      | Proposed    |
|-----------------------|-------------|-------------|
| <b>Staffing Total</b> | <b>51.6</b> | <b>51.6</b> |

|  |             |             |
|--|-------------|-------------|
| <b>Instructional Staff:</b>              | <b>35.5</b> | <b>35.5</b> |
| <b>Students Per Instructional Staff:</b> | <b>12.9</b> | <b>12.9</b> |

*Note: Due to estimated budget expenditures, this budget is subject to modifications(+/-).*

|                                      | Adjusted<br>FY 18/19 |             | Proposed<br>FY 19/20 |             | Difference<br>(+ / -) |          |
|--------------------------------------|----------------------|-------------|----------------------|-------------|-----------------------|----------|
| <b>General Funds</b>                 |                      |             |                      |             |                       |          |
| CERTIFIED STAFF                      | \$ 2,569,462         | 36.6        | \$ 2,638,499         | 36.6        | \$ 69,037             | 0        |
| NON-CERTIFIED STAFF                  | \$ 260,783           | 7           | \$ 270,913           | 7           | \$ 10,130             | 0        |
| <b>Total Salaries</b>                | <b>\$ 2,830,245</b>  | <b>43.6</b> | <b>\$ 2,909,412</b>  | <b>43.6</b> | <b>\$ 79,167</b>      | <b>0</b> |
| <b>Non-Personnel</b>                 |                      |             |                      |             |                       |          |
| 54413 COMPUTER EQUIPMENT             | \$ 6,000             |             | \$ 5,000             |             | \$ (1,000)            |          |
| 55512 ED. SUPPLY INVENTORY           | \$ 9,000             |             | \$ 9,000             |             | \$ -                  |          |
| 55520 GENERAL/OFFICE SUPPLY          | \$ 12,347            |             | \$ 12,514            |             | \$ 167                |          |
| 55586 UNIFORMS                       | \$ 1,000             |             | \$ 1,000             |             | \$ -                  |          |
| 56605 FIELD TRIPS                    | \$ 2,500             |             | \$ 2,500             |             | \$ -                  |          |
| <b>Total Non-Personnel</b>           | <b>\$ 30,847</b>     |             | <b>\$ 30,014</b>     |             | <b>\$ (833)</b>       |          |
| <b>Total General Funds</b>           | <b>\$ 2,861,092</b>  | <b>43.6</b> | <b>\$ 2,939,426</b>  | <b>43.6</b> | <b>\$ 78,334</b>      | <b>0</b> |
| <b>InterDistrict Funds</b>           |                      |             |                      |             |                       |          |
| <b>Total Interdistrict Funds</b>     | <b>\$ -</b>          | <b>0</b>    | <b>\$ -</b>          | <b>0</b>    | <b>\$ -</b>           | <b>0</b> |
| <b>Special Funds</b>                 |                      |             |                      |             |                       |          |
| CERTIFIED STAFF                      | \$ 266,733           | 4           | \$ 275,795           | 4           | \$ 9,062              | 0        |
| NON-CERTIFIED STAFF                  | \$ 105,857           | 4           | \$ 105,857           | 4           | \$ -                  | 0        |
| 50136 PART TIME STAFF                | \$ 9,126             |             | \$ 9,126             |             | \$ -                  |          |
| 50140 LONGEVITY                      | \$ 1,276             |             | \$ 1,346             |             | \$ 70                 |          |
| 50141 SEASONAL HELP                  | \$ 10,500            |             | \$ 10,500            |             | \$ -                  |          |
| 51809 HEALTH INSURANCE               | \$ 218,008           |             | \$ 219,529           |             | \$ 1,521              |          |
| 51810 RETIREMENT CONTRIBUTION        | \$ 1,225             |             | \$ 1,225             |             | \$ -                  |          |
| 58852 FICA/MEDICARE EMPLOYER CONTRIB | \$ 11,249            |             | \$ 11,399            |             | \$ 150                |          |
| 59933 WORKERS COMPENSATION           | \$ 2,487             |             | \$ 2,504             |             | \$ 17                 |          |
| <b>Total Salaries</b>                | <b>\$ 626,461</b>    | <b>8</b>    | <b>\$ 637,281</b>    | <b>8</b>    | <b>\$ 10,820</b>      | <b>0</b> |
| <b>Non-Personnel</b>                 |                      |             |                      |             |                       |          |
| 53330 BUSINESS TRAVEL                | \$ 18,183            |             | \$ 18,183            |             | \$ -                  |          |
| 54411 EQUIPMENT                      | \$ 5,000             |             | \$ 5,000             |             | \$ -                  |          |
| 55100 MATERIALS & SUPPLIES INSTRUCTN | \$ 10,000            |             | \$ 11,000            |             | \$ 1,000              |          |
| 56658 PURCHASED PROPERTY SERVICES    | \$ 5,991             |             | \$ 5,991             |             | \$ -                  |          |
| 56694 OTHER CONTRACTUAL SERVICES     | \$ 16,901            |             | \$ 16,901            |             | \$ -                  |          |
| 56697 OTHER PURCHASED SERVICES BOE   | \$ 15,000            |             | \$ 15,000            |             | \$ -                  |          |
| <b>Total Non-Personnel</b>           | <b>\$ 71,075</b>     |             | <b>\$ 72,075</b>     |             | <b>\$ 1,000</b>       |          |
| <b>Total Special Funds</b>           | <b>\$ 697,536</b>    | <b>8</b>    | <b>\$ 709,356</b>    | <b>8</b>    | <b>\$ 11,820</b>      | <b>0</b> |
| <b>Grand Total All Funds</b>         | <b>\$ 3,558,628</b>  | <b>51.6</b> | <b>\$ 3,648,782</b>  | <b>51.6</b> | <b>\$ 90,154</b>      | <b>0</b> |

Note: Due to estimated budget expenditures, this budget is subject to modifications(+/-).





# New Haven Public Schools

Barnard Environmental Magnet School  
 170 Derby Avenue New Haven, CT 06511  
 (475) 220-3500

Grades: PreK-8

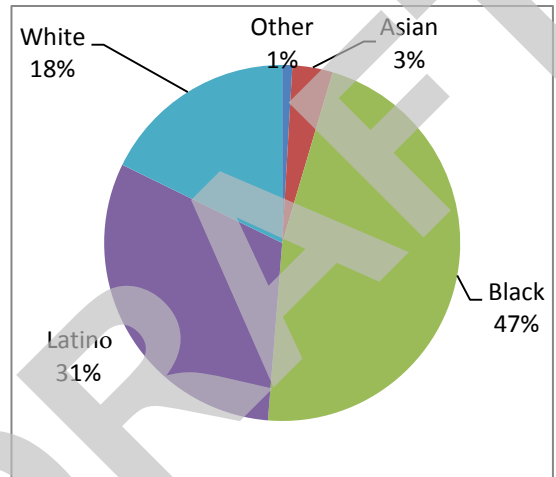
Enrollment: 546

## Student Performance

|      | 2016-17 | 2017-18 |
|------|---------|---------|
| Math | 12%     | 12%     |
| ELA  | 23%     | 26%     |

Percent of students achieving Proficient or better on Smarter Balanced Assessment in Grades 3-8 and/or SAT in Grade 11

## Student Demographics



## All Funds Budget Summary

|                     | Adjusted 18-19  | Proposed 19-20  |
|---------------------|-----------------|-----------------|
| FT Personnel:       | \$ 3,846,059.00 | \$ 3,954,865.00 |
| Non-Personnel:      | \$ 39,010.00    | \$ 17,500.00    |
| Total Expenditures: | \$ 3,885,069.00 | \$ 3,972,365.00 |

English Language Learners: 13%  
 Special Education: 11%  
 Free and Reduced Lunch: 58%

At Barnard Environmental Studies Interdistrict Magnet School, students grow into guardians of the Earth.

Barnard has gained a reputation for being a leader in environmental studies. The campus is a living ecosystem that supports hands-on learning.

It has one of the largest School-Based Gardens in the district, as well as a thriving School Yard Habitat, both of which act as outdoor classrooms where students can engage in authentic learning experiences.

Barnard's campus extends to the Barnard Nature Center, stationed with a full-time Park Ranger, allowing for student-led investigations of the West River Park.

With all the opportunities for exploration and inquiry, students develop 21st century skills and grow to become life-long learners.



"Barnard is a great school. I love the staff and they help us when we need it." - Jacob, Grade 8

## STAFFING & ENROLLMENT

| Certified Staff           | Enrollment      |                   |                | Non-Certified Staff |                   |                         |                   |           |
|---------------------------|-----------------|-------------------|----------------|---------------------|-------------------|-------------------------|-------------------|-----------|
|                           | Actual<br>18/19 | Proposed<br>19/20 | Grade<br>Level | Actual<br>18/19     | Proposed<br>19/20 | Actual<br>18/19         | Proposed<br>19/20 |           |
| Principals                | 1               | 1                 | <b>Pre-K</b>   | 60                  | 60                | Clerical Support        | 1                 | 1         |
| Assistant Principals      | 1               | 1                 | <b>K</b>       | 63                  | 62                | School Business Manager | 1                 | 1         |
| Pre-K School              | 3               | 3                 | <b>1</b>       | 49                  | 62                | Paraprofessionals:      |                   |           |
| Grades K-6 Classroom      | 18              | 18                | <b>2</b>       | 50                  | 50                | Grades K-1              | 4                 | 4         |
| Math                      | 1               | 1                 | <b>3</b>       | 63                  | 49                | Pre-K School            | 6                 | 6         |
| Bilingual/ESOL            | 1               | 1                 | <b>4</b>       | 43                  | 63                | SPED Para               | 1                 | 1         |
| Reading/Language Arts     | 3               | 3                 | <b>5</b>       | 66                  | 44                | Youth & Family Support  | 1                 | 1         |
| Science                   | 1               | 1                 | <b>6</b>       | 49                  | 67                | School Security         | 1                 | 1         |
| Social Studies/History    | 1               | 1                 | <b>7</b>       | 64                  | 47                | Custodial               | 2                 | 2         |
| English                   | 0               | 0                 | <b>8</b>       | 39                  | 62                |                         |                   |           |
| World Language            | 1               | 1                 | <b>9</b>       |                     |                   |                         |                   |           |
| Art                       | 1               | 1                 | <b>10</b>      |                     |                   |                         |                   |           |
| Music                     | 2               | 2                 | <b>11</b>      |                     |                   |                         |                   |           |
| Career/Tech Ed            |                 |                   | <b>12</b>      |                     |                   |                         |                   |           |
| Physical Education        | 2               | 2                 |                |                     |                   |                         |                   |           |
| Library Media             | 0.5             | 0.5               |                |                     |                   |                         |                   |           |
| Special Education         | 3               | 3                 |                |                     |                   |                         |                   |           |
| Speech                    | 0.2             | 0.2               |                |                     |                   |                         |                   |           |
| Coach - Math              | 1               | 1                 |                |                     |                   |                         |                   |           |
| Coach - Literacy          | 1               | 1                 |                |                     |                   |                         |                   |           |
| Other-Magnet Resouce      | 1               | 1                 |                |                     |                   |                         |                   |           |
| School Counselor          | 0.5             | 0.5               |                |                     |                   |                         |                   |           |
| Social Worker             | 1               | 1                 |                |                     |                   |                         |                   |           |
| School Psychologist       | 0.6             | 0.6               |                |                     |                   |                         |                   |           |
| School Climate Specialist |                 |                   |                |                     |                   |                         |                   |           |
| <b>Total</b>              | <b>44.8</b>     | <b>44.8</b>       | <b>Total</b>   | <b>546</b>          | <b>566</b>        | <b>Total</b>            | <b>17</b>         | <b>17</b> |

|                       | Actual      | Proposed    |
|-----------------------|-------------|-------------|
| <b>Staffing Total</b> | <b>61.8</b> | <b>61.8</b> |

|  |             |             |
|--|-------------|-------------|
| <b>Instructional Staff:</b>              | <b>40.7</b> | <b>40.7</b> |
| <b>Students Per Instructional Staff:</b> | <b>13.4</b> | <b>13.9</b> |

*Note: Due to estimated budget expenditures, this budget is subject to modifications(+/-).*

|                                      | Adjusted<br>FY 18/19 |             | Proposed<br>FY 19/20 |             | Difference<br>(+ / -) |          |
|--------------------------------------|----------------------|-------------|----------------------|-------------|-----------------------|----------|
| <b>General Funds</b>                 |                      |             |                      |             |                       |          |
| CERTIFIED STAFF                      | \$ 1,247,385         | 16.8        | \$ 1,275,930         | 16.8        | \$ 28,545             | 0        |
| NON-CERTIFIED STAFF                  | \$ 287,969           | 7           | \$ 298,171           | 7           | \$ 10,202             | 0        |
| 50136 PART TIME STAFF                | \$ 17,022            |             | \$ 16,183            |             | \$ (839)              |          |
| <b>Total Salaries</b>                | <b>\$ 1,552,376</b>  | <b>23.8</b> | <b>\$ 1,590,284</b>  | <b>23.8</b> | <b>\$ 37,908</b>      | <b>0</b> |
| <b>Non-Personnel</b>                 |                      |             |                      |             |                       |          |
| 55520 GENERAL/OFFICE SUPPLY          | \$ 15,000            |             | \$ 5,000             |             | \$ (10,000)           |          |
| <b>Total Non-Personnel</b>           | <b>\$ 15,000</b>     |             | <b>\$ 5,000</b>      |             | <b>\$ (10,000)</b>    |          |
| <b>Total General Funds</b>           | <b>\$ 1,567,376</b>  | <b>23.8</b> | <b>\$ 1,595,284</b>  | <b>23.8</b> | <b>\$ 27,908</b>      | <b>0</b> |
| <b>InterDistrict Funds</b>           |                      |             |                      |             |                       |          |
| CERTIFIED STAFF                      | \$ 1,749,309         | 24          | \$ 1,799,520         | 24          | \$ 50,211             | 0        |
| NON-CERTIFIED STAFF                  | \$ 234,778           | 9           | \$ 235,886           | 9           | \$ 1,108              | 0        |
| 50136 PART TIME STAFF                | \$ 61,121            |             | \$ 70,000            |             | \$ 8,879              |          |
| 50140 LONGEVITY                      | \$ 3,149             |             | \$ 7,500             |             | \$ 4,351              |          |
| <b>Total Salaries</b>                | <b>\$ 2,048,357</b>  | <b>33</b>   | <b>\$ 2,112,906</b>  | <b>33</b>   | <b>\$ 64,549</b>      | <b>0</b> |
| <b>Non-Personnel</b>                 |                      |             |                      |             |                       |          |
| 55100 MATERIALS & SUPPLIES INSTRUCTN | \$ 21,110            |             | \$ 10,000            |             | \$ (11,110)           |          |
| 56697 OTHER PURCHASED SERVICES BOE   | \$ 2,900             |             | \$ 2,500             |             | \$ (400)              |          |
| <b>Total Non-Personnel</b>           | <b>\$ 24,010</b>     |             | <b>\$ 12,500</b>     |             | <b>\$ (11,510)</b>    |          |
| <b>Total Interdistrict Funds</b>     | <b>\$ 2,072,367</b>  | <b>33</b>   | <b>\$ 2,125,406</b>  | <b>33</b>   | <b>\$ 53,039</b>      | <b>0</b> |
| <b>Special Funds</b>                 |                      |             |                      |             |                       |          |
| CERTIFIED STAFF                      | \$ 200,700           | 3           | \$ 207,049           | 3           | \$ 6,349              | 0        |
| NON-CERTIFIED STAFF                  | \$ 44,626            | 2           | \$ 44,626            | 2           | \$ -                  | 0        |
| <b>Total Salaries</b>                | <b>\$ 245,326</b>    | <b>5</b>    | <b>\$ 251,675</b>    | <b>5</b>    | <b>\$ 6,349</b>       | <b>0</b> |
| <b>Non-Personnel</b>                 |                      |             |                      |             |                       |          |
| <b>Total Non-Personnel</b>           | <b>\$ -</b>          |             | <b>\$ -</b>          |             | <b>\$ -</b>           |          |
| <b>Total Special Funds</b>           | <b>\$ 245,326</b>    | <b>5</b>    | <b>\$ 251,675</b>    | <b>5</b>    | <b>\$ 6,349</b>       | <b>0</b> |
| <b>Grand Total All Funds</b>         | <b>\$ 3,885,069</b>  | <b>61.8</b> | <b>\$ 3,972,365</b>  | <b>61.8</b> | <b>\$ 87,296</b>      | <b>0</b> |

Note: Due to estimated budget expenditures, this budget is subject to modifications(+/-).





# New Haven Public Schools

Benjamin Jepson Magnet School  
 15 Lexington Avenue New Haven, CT 06513  
 (475) 220-2900

Grades: PreK-8

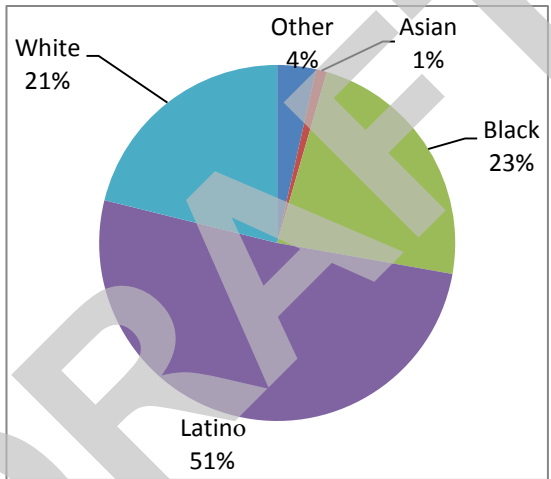
Enrollment: 511

## Student Performance

|      | 2016-17 | 2017-18 |
|------|---------|---------|
| Math | 27%     | 27%     |
| ELA  | 43%     | 44%     |

Percent of students achieving Proficient or better on Smarter Balanced Assessment in Grades 3-8 and/or SAT in Grade 11

## Student Demographics



## All Funds Budget Summary

|                            | Adjusted 18-19         | Proposed 19-20         |
|----------------------------|------------------------|------------------------|
| FT Personnel:              | \$ 3,661,339.00        | \$ 3,768,283.00        |
| Non-Personnel:             | \$ 36,640.00           | \$ 33,448.00           |
| <b>Total Expenditures:</b> | <b>\$ 3,697,979.00</b> | <b>\$ 3,801,731.00</b> |

English Language Learners: 8%  
 Special Education: 12%  
 Free and Reduced Lunch: 71%

At Benjamin Jepson, all ages come together to learn and value differences!

The main unique philosophy and approach you will find at Benjamin Jepson School is multi-age classrooms where students learn together in mixed-age groupings.

Since students here have the opportunity to stay with their teachers longer than in traditional academic settings for two years in preK 3-4, Kindergarten-grade 1, Grades 2-3, and grades 4-5 groupings, teachers have more time to really get to know each child and monitor their development and mastery of skills.

In our flexible groups children get to learn at their own pace and according to their abilities while receiving a rigorous and academically challenging education that prepares them for the real world.



"I have attended Jepson for 9 years. The teachers care about the students and make you feel comfortable. Teachers are funny and outgoing and try to create a bond with their students." - Marilyn, -Grade 8

## STAFFING & ENROLLMENT

| Certified Staff           |                 |                   | Enrollment     |                 |                   | Non-Certified Staff    |                 |                   |
|---------------------------|-----------------|-------------------|----------------|-----------------|-------------------|------------------------|-----------------|-------------------|
|                           | Actual<br>18/19 | Proposed<br>19/20 | Grade<br>Level | Actual<br>18/19 | Proposed<br>19/20 |                        | Actual<br>18/19 | Proposed<br>19/20 |
| Principals                | 1               | 1                 | <b>Pre-K</b>   | 64              | 80                | Clerical Support       | 1               | 1                 |
| Assistant Principals      | 1               | 1                 | <b>K</b>       | 57              | 56                | School Busines Manager | 1               | 1                 |
| Pre-K School              | 3               | 3                 | <b>1</b>       | 47              | 56                | Paraprofessionals:     |                 |                   |
| Grades K-6 Classroom      | 17              | 15                | <b>2</b>       | 50              | 47                | Grades K-1             | 4               | 4                 |
| Math                      | 1               | 1                 | <b>3</b>       | 52              | 51                | Pre-K School           | 5               | 5                 |
| Bilingual/ESOL            |                 |                   | <b>4</b>       | 50              | 51                | SPED Para              | 3               | 4                 |
| Reading/Language Arts     | 3               | 3                 | <b>5</b>       | 50              | 51                | Parent Liason          | 1               | 1                 |
| Science                   | 1               | 1                 | <b>6</b>       | 52              | 51                | Youth & Family Support | 1               | 1                 |
| Social Studies/History    | 1               | 1                 | <b>7</b>       | 47              | 52                | School Security        | 1               | 1                 |
| English                   | 0               | 0                 | <b>8</b>       | 47              | 50                | Custodial              | 2               | 2                 |
| World Language            | 1               | 1                 | <b>9</b>       |                 |                   |                        |                 |                   |
| Art                       | 1               | 1                 | <b>10</b>      |                 |                   |                        |                 |                   |
| Music                     | 2               | 2                 | <b>11</b>      |                 |                   |                        |                 |                   |
| Career/Tech Ed            | 1               | 1                 | <b>12</b>      |                 |                   |                        |                 |                   |
| Physical Education        | 1               | 1                 |                |                 |                   |                        |                 |                   |
| Library Media             | 0               | 0                 |                |                 |                   |                        |                 |                   |
| Special Education         | 4               | 4                 |                |                 |                   |                        |                 |                   |
| Speech                    | 0.4             | 0.4               |                |                 |                   |                        |                 |                   |
| Coach - Math              | 1               | 1                 |                |                 |                   |                        |                 |                   |
| Coach - Literacy          | 1               | 1                 |                |                 |                   |                        |                 |                   |
| Other - Magnet Coach      | 1               | 1                 |                |                 |                   |                        |                 |                   |
| School Counselor          | 0.5             | 0.5               |                |                 |                   |                        |                 |                   |
| Social Worker             | 1               | 1                 |                |                 |                   |                        |                 |                   |
| School Psychologist       | 0.4             | 0.4               |                |                 |                   |                        |                 |                   |
| School Climate Specialist |                 |                   |                |                 |                   |                        |                 |                   |
| <b>Total</b>              | <b>43.3</b>     | <b>41.3</b>       | <b>Total</b>   | <b>516</b>      | <b>545</b>        | <b>Total</b>           | <b>19</b>       | <b>20</b>         |

|                       | Actual      | Proposed    |
|-----------------------|-------------|-------------|
| <b>Staffing Total</b> | <b>62.3</b> | <b>61.3</b> |

|  |             |             |
|--|-------------|-------------|
| <b>Instructional Staff:</b>              | <b>39.4</b> | <b>37.4</b> |
| <b>Students Per Instructional Staff:</b> | <b>13.1</b> | <b>14.6</b> |

*Note: Due to estimated budget expenditures, this budget is subject to modifications(+/-).*

|                                      | Adjusted<br>FY 18/19 |             | Proposed<br>FY 19/20 |             | Difference<br>(+ / -) |           |
|--------------------------------------|----------------------|-------------|----------------------|-------------|-----------------------|-----------|
| <b>General Funds</b>                 |                      |             |                      |             |                       |           |
| CERTIFIED STAFF                      | \$ 1,511,514         | 21.3        | \$ 1,481,396         | 20.3        | \$ (30,118)           | -1        |
| NON-CERTIFIED STAFF                  | \$ 204,343           | 5           | \$ 213,277           | 5           | \$ 8,934              | 0         |
| 50136 PART TIME STAFF                | \$ 15,545            |             | \$ 15,151            |             | \$ (394)              |           |
| <b>Total Salaries</b>                | <b>\$ 1,731,402</b>  | <b>26.3</b> | <b>\$ 1,709,824</b>  | <b>25.3</b> | <b>\$ (21,578)</b>    | <b>-1</b> |
| <b>Non-Personnel</b>                 |                      |             |                      |             |                       |           |
| 54413 COMPUTER EQUIPMENT             | \$ 2,972             |             | \$ 10,000            |             | \$ 7,028              |           |
| <b>Total Non-Personnel</b>           | <b>\$ 2,972</b>      |             | <b>\$ 10,000</b>     |             | <b>\$ 7,028</b>       |           |
| <b>Total General Funds</b>           | <b>\$ 1,734,374</b>  | <b>26.3</b> | <b>\$ 1,719,824</b>  | <b>25.3</b> | <b>\$ (14,550)</b>    | <b>-1</b> |
| <b>InterDistrict Funds</b>           |                      |             |                      |             |                       |           |
| CERTIFIED STAFF                      | \$ 1,463,402         | 22          | \$ 1,494,973         | 22          | \$ 31,571             | 0         |
| NON-CERTIFIED STAFF                  | \$ 381,149           | 14          | \$ 383,363           | 14          | \$ 2,214              | 0         |
| 50136 PART TIME STAFF                | \$ 85,386            |             | \$ 110,000           |             | \$ 24,614             |           |
| <b>Total Salaries</b>                | <b>\$ 1,929,937</b>  | <b>36</b>   | <b>\$ 1,988,336</b>  | <b>36</b>   | <b>\$ 58,399</b>      | <b>0</b>  |
| <b>Non-Personnel</b>                 |                      |             |                      |             |                       |           |
| 54413 COMPUTER EQUIPMENT             | \$ 10,316            |             | \$ 6,000             |             | \$ (4,316)            |           |
| 55100 MATERIALS & SUPPLIES INSTRUCTN | \$ 15,674            |             | \$ 4,448             |             | \$ (11,226)           |           |
| 55101 MATERIALS & SUPPLIES ADMIN     | \$ 3,078             |             | \$ 3,000             |             | \$ (78)               |           |
| 56613 COMMUNICATIONS/WEBSITES        | \$ 1,000             |             | \$ 3,600             |             | \$ 2,600              |           |
| 56697 OTHER PURCHASED SERVICES BOE   | \$ 3,600             |             | \$ 6,400             |             | \$ 2,800              |           |
| <b>Total Non-Personnel</b>           | <b>\$ 33,668</b>     |             | <b>\$ 23,448</b>     |             | <b>\$ (10,220)</b>    |           |
| <b>Total Interdistrict Funds</b>     | <b>\$ 1,963,605</b>  | <b>36</b>   | <b>\$ 2,011,784</b>  | <b>36</b>   | <b>\$ 48,179</b>      | <b>0</b>  |
| <b>Special Funds</b>                 |                      |             |                      |             |                       |           |
| <b>Total Special Funds</b>           | <b>\$ -</b>          | <b>0</b>    | <b>\$ -</b>          | <b>0</b>    | <b>\$ -</b>           | <b>0</b>  |
| <b>Grand Total All Funds</b>         | <b>\$ 3,697,979</b>  | <b>62.3</b> | <b>\$ 3,731,608</b>  | <b>61.3</b> | <b>\$ 33,629</b>      | <b>-1</b> |

Note: Due to estimated budget expenditures, this budget is subject to modifications(+/-).







# New Haven Public Schools

Grades: 5-8

Betsy Ross Arts Magnet School  
 150 Kimberly Avenue New Haven, CT 06519  
 (475) 220-5300

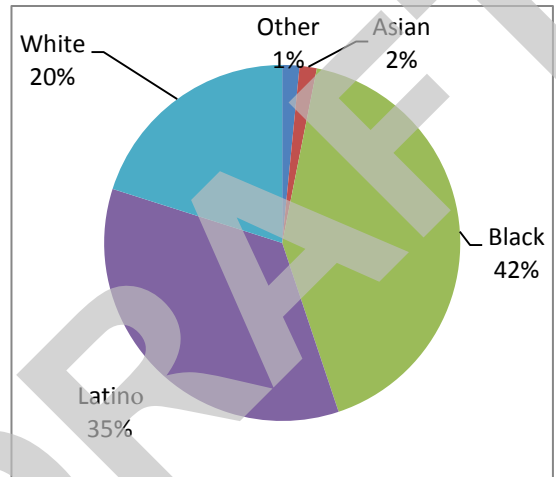
Enrollment: 448

## Student Performance

|      | 2016-17 | 2017-18 |
|------|---------|---------|
| Math | 24%     | 34%     |
| ELA  | 39%     | 51%     |

Percent of students achieving Proficient or better on Smarter Balanced Assessment in Grades 3-8 and/or SAT in Grade 11

## Student Demographics



## All Funds Budget Summary

|                            | Adjusted 18-19         | Proposed 19-20         |
|----------------------------|------------------------|------------------------|
| FT Personnel:              | \$ 3,773,178.00        | \$ 3,590,449.00        |
| Non-Personnel:             | \$ 508,900.00          | \$ 507,856.00          |
| <b>Total Expenditures:</b> | <b>\$ 4,282,078.00</b> | <b>\$ 4,098,305.00</b> |

English Language Learners: 7%  
 Special Education: 10%  
 Free and Reduced Lunch: 60%

We are Betsy Ross, where bold creativity flows!

Students at Betsy Ross Arts Interdistrict Magnet School study dance, music, theatre and visual arts at an advanced level with certified teachers and professional artists.

Our culture and school climate is safe for self-expression, which allows students to be fearless in their endeavors and creativity. We respect each other's differences and revel in all of our community's successes.

Students have both Core-general arts classes and Emphasis— their major arts class— at which they will either perform or display their artwork, depending on the department.

We have rigorous academics. Our R.I.S.E program embraces Respect, Integrity, Safety and Excellence.



"BRAMS is incredibly awesome and welcoming to everyone! The teachers challenge you to be the best that you can be in the arts and academics, through hard work, discipline and creativity." -Madi, Grade 8

**STAFFING & ENROLLMENT**

| Certified Staff           |                 |                   | Enrollment     |                 |                   | Non-Certified Staff              |                 |                   |
|---------------------------|-----------------|-------------------|----------------|-----------------|-------------------|----------------------------------|-----------------|-------------------|
|                           | Actual<br>18/19 | Proposed<br>19/20 | Grade<br>Level | Actual<br>18/19 | Proposed<br>19/20 |                                  | Actual<br>18/19 | Proposed<br>19/20 |
| Principals                | 1               | 1                 | Pre-K          |                 |                   | Clerical Support                 | 1               | 1                 |
| Assistant Principals      | 1               | 1                 | K              |                 |                   | School Business Manager          | 1               | 1                 |
| Pre-K School              |                 |                   | 1              |                 |                   | Paraprofessionals:<br>Grades K-1 |                 |                   |
| Grades K-6 Classroom      | 8               | 8                 | 2              |                 |                   | Pre-K School                     |                 |                   |
| Math                      | 6               | 5                 | 3              |                 |                   | SPED Para                        | 3               | 3                 |
| Bilingual/ESOL            | 0               | 0                 | 4              |                 |                   | Youth & Family Support           | 1               | 1                 |
| Reading/Language Arts     | 3               | 3                 | 5              | 74              | 100               | School Security                  | 1               | 1                 |
| Science                   | 3               | 2                 | 6              | 125             | 105               | Custodial                        | 2               | 2                 |
| Social Studies/History    | 4               | 3                 | 7              | 127             | 124               |                                  |                 |                   |
| English                   | 3               | 3                 | 8              | 122             | 127               |                                  |                 |                   |
| World Language            | 3               | 2                 | 9              |                 |                   |                                  |                 |                   |
| Art                       | 2               | 2                 | 10             |                 |                   |                                  |                 |                   |
| Music                     | 3               | 3                 | 11             |                 |                   |                                  |                 |                   |
| Career/Tech Ed            | 0               | 0                 | 12             |                 |                   |                                  |                 |                   |
| Physical Education        | 2               | 2                 |                |                 |                   |                                  |                 |                   |
| Library Media             | 0               | 0                 |                |                 |                   |                                  |                 |                   |
| Special Education         | 3               | 3                 |                |                 |                   |                                  |                 |                   |
| Speech                    | 0.2             | 0.2               |                |                 |                   |                                  |                 |                   |
| Coach - Math              | 0               | 0                 |                |                 |                   |                                  |                 |                   |
| Coach - Literacy          | 0               | 0                 |                |                 |                   |                                  |                 |                   |
| Other-Magnet Resource     | 1               | 1                 |                |                 |                   |                                  |                 |                   |
| School Counselor          | 1               | 1                 |                |                 |                   |                                  |                 |                   |
| Social Worker             | 1               | 1                 |                |                 |                   |                                  |                 |                   |
| School Psychologist       | 0.4             | 0.4               |                |                 |                   |                                  |                 |                   |
| School Climate Specialist |                 |                   |                |                 |                   |                                  |                 |                   |
| <b>Total</b>              | <b>45.6</b>     | <b>41.6</b>       | <b>Total</b>   | <b>448</b>      | <b>456</b>        | <b>Total</b>                     | <b>9</b>        | <b>9</b>          |

|                       | Actual      | Proposed    |
|-----------------------|-------------|-------------|
| <b>Staffing Total</b> | <b>54.6</b> | <b>50.6</b> |

|  |             |             |
|--|-------------|-------------|
| <b>Instructional Staff:</b>              | <b>41.2</b> | <b>37.2</b> |
| <b>Students Per Instructional Staff:</b> | <b>10.9</b> | <b>12.3</b> |

*Note: Due to estimated budget expenditures, this budget is subject to modifications(+/-).*

|                                      | Adjusted<br>FY 18/19 |             | Proposed<br>FY 19/20 |             | Difference<br>(+ / -) |           |
|--------------------------------------|----------------------|-------------|----------------------|-------------|-----------------------|-----------|
| <b>General Funds</b>                 |                      |             |                      |             |                       |           |
| CERTIFIED STAFF                      | \$ 2,128,470         | 28.6        | \$ 1,906,484         | 24.6        | \$ (221,986)          | -4        |
| NON-CERTIFIED STAFF                  | \$ 253,701           | 6           | \$ 263,760           | 6           | \$ 10,059             | 0         |
| 50136 PART TIME STAFF                | \$ 11,202            |             | \$ 9,930             |             | \$ (1,272)            |           |
| <b>Total Salaries</b>                | <b>\$ 2,393,373</b>  | <b>34.6</b> | <b>\$ 2,180,174</b>  | <b>30.6</b> | <b>\$ (213,199)</b>   | <b>-4</b> |
| <b>Non-Personnel</b>                 |                      |             |                      |             |                       |           |
| 55512 ED. SUPPLY INVENTORY           | \$ 7,000             |             | \$ 7,000             |             | \$ -                  |           |
| 55520 GENERAL/OFFICE SUPPLY          | \$ 5,000             |             | \$ 7,000             |             | \$ 2,000              |           |
| 55531 TEXTBOOKS                      | \$ 9,005             |             | \$ 5,861             |             | \$ (3,144)            |           |
| <b>Total Non-Personnel</b>           | <b>\$ 21,005</b>     |             | <b>\$ 19,861</b>     |             | <b>\$ (1,144)</b>     |           |
| <b>Total General Funds</b>           | <b>\$ 2,414,378</b>  | <b>34.6</b> | <b>\$ 2,200,035</b>  | <b>30.6</b> | <b>\$ (214,343)</b>   | <b>-4</b> |
| <b>InterDistrict Funds</b>           |                      |             |                      |             |                       |           |
| CERTIFIED STAFF                      | \$ 1,282,402         | 17          | \$ 1,311,706         | 17          | \$ 29,304             | 0         |
| NON-CERTIFIED STAFF                  | \$ 46,720            | 1           | \$ 47,886            | 1           | \$ 1,166              | 0         |
| <b>Total Salaries</b>                | <b>\$ 1,329,122</b>  | <b>18</b>   | <b>\$ 1,359,592</b>  | <b>18</b>   | <b>\$ 30,470</b>      | <b>0</b>  |
| <b>Non-Personnel</b>                 |                      |             |                      |             |                       |           |
| 55100 MATERIALS & SUPPLIES INSTRUCTN | \$ 4,900             |             | \$ 5,000             |             | \$ 100                |           |
| 56697 OTHER PURCHASED SERVICES BOE   | \$ 482,995           |             | \$ 482,995           |             | \$ -                  |           |
| <b>Total Non-Personnel</b>           | <b>\$ 487,895</b>    |             | <b>\$ 487,995</b>    |             | <b>\$ 100</b>         |           |
| <b>Total Interdistrict Funds</b>     | <b>\$ 1,817,017</b>  | <b>18</b>   | <b>\$ 1,847,587</b>  | <b>18</b>   | <b>\$ 30,570</b>      | <b>0</b>  |
| <b>Special Funds</b>                 |                      |             |                      |             |                       |           |
| NON-CERTIFIED STAFF                  | \$ 50,683            | 2           | \$ 50,683            | 2           | \$ -                  | 0         |
| <b>Total Salaries</b>                | <b>\$ 50,683</b>     | <b>2</b>    | <b>\$ 50,683</b>     | <b>2</b>    | <b>\$ -</b>           | <b>0</b>  |
| <b>Non-Personnel</b>                 |                      |             |                      |             |                       |           |
| <b>Total Non-Personnel</b>           | <b>\$ -</b>          |             | <b>\$ -</b>          |             | <b>\$ -</b>           |           |
| <b>Total Special Funds</b>           | <b>\$ 50,683</b>     | <b>2</b>    | <b>\$ 50,683</b>     | <b>2</b>    | <b>\$ -</b>           | <b>0</b>  |
| <b>Grand Total All Funds</b>         | <b>\$ 4,282,078</b>  | <b>54.6</b> | <b>\$ 4,098,305</b>  | <b>50.6</b> | <b>\$ (183,773)</b>   | <b>-4</b> |

Note: Due to estimated budget expenditures, this budget is subject to modifications(+/-).





# New Haven Public Schools

Bishop Woods Architecture & Design Academy  
 1481 Quinnipiac Avenue New Haven, CT 06513  
 (475) 220-7300

Grades: PreK-8

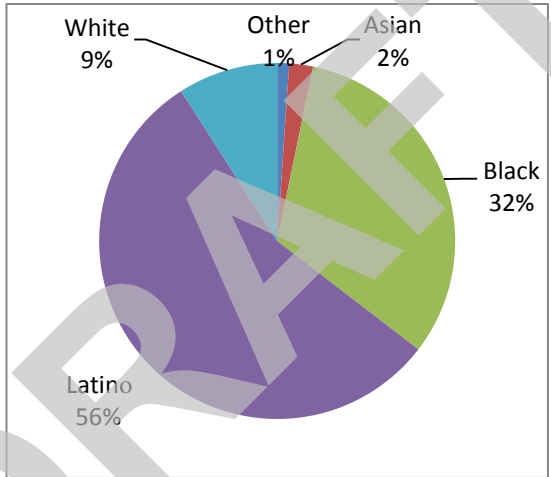
Enrollment: 463

## Student Performance

|      | 2016-17 | 2017-18 |
|------|---------|---------|
| Math | 17%     | 18%     |
| ELA  | 26%     | 23%     |

Percent of students achieving Proficient or better on Smarter Balanced Assessment in Grades 3-8 and/or SAT in Grade 11

## Student Demographics



## All Funds Budget Summary

|                            | Adjusted 18-19         | Proposed 19-20         |
|----------------------------|------------------------|------------------------|
| FT Personnel:              | \$ 3,413,269.00        | \$ 3,168,279.00        |
| Non-Personnel:             | \$ 756,338.00          | \$ 422,185.00          |
| <b>Total Expenditures:</b> | <b>\$ 4,169,607.00</b> | <b>\$ 3,590,464.00</b> |

English Language Learners: 11%  
 Special Education: 13%  
 Free and Reduced Lunch: 76%

At Bishop Woods, every child is a designer!

The vision of Bishop Woods is for students to see themselves as planners and designers who can create a more desirable future for themselves and others.

While exploring natural and built environments in their school, their community, and the City of New Haven, students identify and solve authentic problems through the lenses of planning, engineering, and design.

In the school's DESIGN LAB students are involved in hands-on explorations using the Design Process (ask-imagine-plan-create-improve), exploring engineering and architectural solutions using Engineering is Elementary, and coding with LEGO Mindstorm Robotics.

Learning is everywhere at Bishop Woods.



"Everyone can learn and be successful at Bishop Woods. The environment is GREAT because the teachers are supportive and the learning is challenging and fun!" -Rayann, Grade 8

**STAFFING & ENROLLMENT**

| <b>Certified Staff</b>    |                         |                           | <b>Enrollment</b>      |                         |                           | <b>Non-Certified Staff</b> |                         |                           |
|---------------------------|-------------------------|---------------------------|------------------------|-------------------------|---------------------------|----------------------------|-------------------------|---------------------------|
|                           | <b>Actual<br/>18/19</b> | <b>Proposed<br/>19/20</b> | <b>Grade<br/>Level</b> | <b>Actual<br/>18/19</b> | <b>Proposed<br/>19/20</b> |                            | <b>Actual<br/>18/19</b> | <b>Proposed<br/>19/20</b> |
| Principals                | 1                       | 1                         | <b>Pre-K</b>           |                         |                           | Clerical Support           | 2                       | 1                         |
| Assistant Principals      | 1                       | 1                         | <b>K</b>               | 52                      | 52                        | Paraprofessionals:         |                         |                           |
| Pre-K School              |                         |                           | <b>1</b>               | 47                      | 52                        | Grades K-1                 | 4                       | 4                         |
| Grades K-6 Classroom      | 14                      | 14                        | <b>2</b>               | 52                      | 43                        | Pre-K School               |                         |                           |
| Math                      | 1                       | 1                         | <b>3</b>               | 48                      | 50                        | SPED Para                  | 4                       | 4                         |
| Bilingual/ESOL            | 0                       | 0                         | <b>4</b>               | 50                      | 47                        | Youth & Family Support     | 1                       | 1                         |
| Reading/Language Arts     | 1                       | 2                         | <b>5</b>               | 54                      | 48                        | School Security            | 1                       | 1                         |
| Science                   | 1                       | 1                         | <b>6</b>               | 54                      | 52                        | Custodial                  | 2                       | 2                         |
| Social Studies/History    | 1                       | 1                         | <b>7</b>               | 53                      | 52                        |                            |                         |                           |
| English                   | 0                       | 0                         | <b>8</b>               | 53                      | 53                        |                            |                         |                           |
| World Language            | 0                       | 0                         | <b>9</b>               |                         |                           |                            |                         |                           |
| Art                       | 1                       | 1                         | <b>10</b>              |                         |                           |                            |                         |                           |
| Music                     | 1                       | 1                         | <b>11</b>              |                         |                           |                            |                         |                           |
| Career/Tech Ed            | 0                       | 0                         | <b>12</b>              |                         |                           |                            |                         |                           |
| Physical Education        | 1                       | 1                         |                        |                         |                           |                            |                         |                           |
| Library Media             | 0.5                     | 0.5                       |                        |                         |                           |                            |                         |                           |
| Special Education         | 6                       | 6                         |                        |                         |                           |                            |                         |                           |
| Speech                    | 0.2                     | 0.2                       |                        |                         |                           |                            |                         |                           |
| Coach - Math              | 1                       | 1                         |                        |                         |                           |                            |                         |                           |
| Coach - Literacy          | 1                       | 1                         |                        |                         |                           |                            |                         |                           |
| Other-Magnet Resource     | 2                       | 0                         |                        |                         |                           |                            |                         |                           |
| School Counselor          | 0.5                     | 0.5                       |                        |                         |                           |                            |                         |                           |
| Social Worker             | 1                       | 1                         |                        |                         |                           |                            |                         |                           |
| School Psychologist       | 0.6                     | 0.6                       |                        |                         |                           |                            |                         |                           |
| School Climate Specialist |                         |                           |                        |                         |                           |                            |                         |                           |
| <b>Total</b>              | <b>35.8</b>             | <b>34.8</b>               | <b>Total</b>           | <b>463</b>              | <b>449</b>                | <b>Total</b>               | <b>14</b>               | <b>13</b>                 |

|                       | <b>Actual</b> | <b>Proposed</b> |
|-----------------------|---------------|-----------------|
| <b>Staffing Total</b> | <b>49.8</b>   | <b>47.8</b>     |

|  |             |             |
|--|-------------|-------------|
| <b>Instructional Staff:</b>              | <b>31.7</b> | <b>30.7</b> |
| <b>Students Per Instructional Staff:</b> | <b>14.6</b> | <b>14.6</b> |

*Note: Due to estimated budget expenditures, this budget is subject to modifications(+/-).*



NEW HAVEN PUBLIC SCHOOLS

# Bishop Woods Magnet School

|                                      | Adjusted<br>FY 18/19 |             | Proposed<br>FY 19/20 |             | Difference<br>(+ / -) |               |
|--------------------------------------|----------------------|-------------|----------------------|-------------|-----------------------|---------------|
| <b>General Funds</b>                 |                      |             |                      |             |                       |               |
| CERTIFIED STAFF                      | \$ 2,384,450         | 31.8        | \$ 2,442,701         | 32.8        | \$ 58,251             | 1             |
| NON-CERTIFIED STAFF                  | \$ 430,464           | 13          | \$ 406,611           | 12          | \$ (23,853)           | -1            |
| <b>Total Salaries</b>                | <b>\$ 2,814,914</b>  | <b>44.8</b> | <b>\$ 2,849,312</b>  | <b>44.8</b> | <b>\$ 34,398</b>      | <b>-4E-15</b> |
| <b>Non-Personnel</b>                 |                      |             |                      |             |                       |               |
| 55512 ED. SUPPLY INVENTORY           | \$ 15,000            |             | \$ 15,000            |             | \$ -                  |               |
| 55520 GENERAL/OFFICE SUPPLY          | \$ 7,451             |             | \$ 6,697             |             | \$ (754)              |               |
| 55531 TEXTBOOKS                      | \$ 15,000            |             | \$ 15,000            |             | \$ -                  |               |
| <b>Total Non-Personnel</b>           | <b>\$ 37,451</b>     |             | <b>\$ 36,697</b>     |             | <b>\$ (754)</b>       |               |
| <b>Total General Funds</b>           | <b>\$ 2,852,365</b>  | <b>44.8</b> | <b>\$ 2,886,009</b>  | <b>44.8</b> | <b>\$ 33,644</b>      | <b>-0</b>     |
| <b>InterDistrict Funds</b>           |                      |             |                      |             |                       |               |
| <b>Total Interdistrict Funds</b>     | <b>\$ -</b>          | <b>0</b>    | <b>\$ -</b>          | <b>0</b>    | <b>\$ -</b>           | <b>0</b>      |
| <b>Special Funds</b>                 |                      |             |                      |             |                       |               |
| CERTIFIED STAFF                      | \$ 312,197           | 4           | \$ 140,246           | 2           | \$ (171,951)          | -2            |
| NON-CERTIFIED STAFF                  | \$ 25,243            | 1           | \$ 25,243            | 1           | \$ -                  | 0             |
| 50136 PART TIME STAFF                | \$ 109,894           |             | \$ 104,500           |             | \$ (5,394)            |               |
| 50148 CURRICULUM DEVELOPMENT         | \$ 64,512            |             | \$ 10,000            |             | \$ (54,512)           |               |
| 51809 HEALTH INSURANCE               | \$ 64,797            |             | \$ 22,623            |             | \$ (42,174)           |               |
| 58852 FICA/MEDICARE EMPLOYER CONTRIB | \$ 18,078            |             | \$ 13,744            |             | \$ (4,334)            |               |
| 59933 WORKERS COMPENSATION           | \$ 3,634             |             | \$ 2,611             |             | \$ (1,023)            |               |
| <b>Total Salaries</b>                | <b>\$ 598,355</b>    | <b>5</b>    | <b>\$ 318,967</b>    | <b>3</b>    | <b>\$ (279,388)</b>   | <b>-2</b>     |
| <b>Non-Personnel</b>                 |                      |             |                      |             |                       |               |
| 53330 BUSINESS TRAVEL                | \$ 50,000            |             | \$ 36,653            |             | \$ (13,347)           |               |
| 54413 COMPUTER EQUIPMENT             | \$ 40,246            |             | \$ 40,246            |             | \$ -                  |               |
| 55100 MATERIALS & SUPPLIES INSTRUCTN | \$ 260,213           |             | \$ 165,502           |             | \$ (94,711)           |               |
| 55574 OTHER MATERIALS & SUPPLIES     | \$ 12,699            |             | \$ 6,091             |             | \$ (6,608)            |               |
| 55576 OTHER                          | \$ 35,000            |             | \$ 30,471            |             | \$ (4,529)            |               |
| 56605 FIELD TRIPS                    | \$ 2,000             |             | \$ 2,000             |             | \$ -                  |               |
| 56694 OTHER CONTRACTUAL SERVICES     | \$ 191,479           |             | \$ 82,275            |             | \$ (109,204)          |               |
| 56800 PARENT ACTIVITIES              | \$ 2,250             |             | \$ 2,250             |             | \$ -                  |               |
| 56904 TUTORS                         | \$ 125,000           |             | \$ 20,000            |             | \$ (105,000)          |               |
| <b>Total Non-Personnel</b>           | <b>\$ 718,887</b>    |             | <b>\$ 385,488</b>    |             | <b>\$ (333,399)</b>   |               |
| <b>Total Special Funds</b>           | <b>\$ 1,317,242</b>  | <b>5</b>    | <b>\$ 704,455</b>    | <b>3</b>    | <b>\$ (612,787)</b>   | <b>-2</b>     |
| <b>Grand Total All Funds</b>         | <b>\$ 4,169,607</b>  | <b>49.8</b> | <b>\$ 3,590,464</b>  | <b>47.8</b> | <b>\$ (579,143)</b>   | <b>-2</b>     |

Note: Due to estimated budget expenditures, this budget is subject to modifications(+/-).





# New Haven Public Schools

Grades: PreK-8

Brennan-Rogers: Art of Comm & Media Magnet School  
 200 Wilmot Road New Haven, CT 06515  
 (475) 220-2200

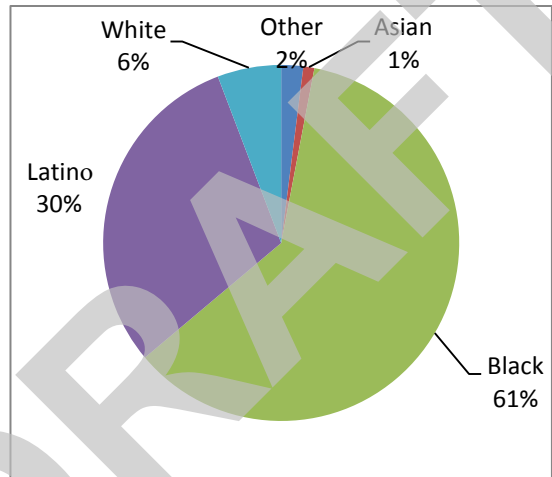
Enrollment: 501

## Student Performance

|      | 2016-17 | 2017-18 |
|------|---------|---------|
| Math | 18%     | 13%     |
| ELA  | 27%     | 23%     |

Percent of students achieving Proficient or better on Smarter Balanced Assessment in Grades 3-8 and/or SAT in Grade 11

## Student Demographics



## All Funds Budget Summary

|                            | Adjusted 18-19         | Proposed 19-20         |
|----------------------------|------------------------|------------------------|
| FT Personnel:              | \$ 3,695,814.00        | \$ 3,508,966.00        |
| Non-Personnel:             | \$ 390,414.00          | \$ 185,189.00          |
| <b>Total Expenditures:</b> | <b>\$ 4,086,228.00</b> | <b>\$ 4,694,155.00</b> |

English Language Learners: 7%  
 Special Education: 20%  
 Free and Reduced Lunch: 84%

At Brennan Rogers, our close-knit culture means we really know our kids!

The school's magnet theme of Media and Communication, as well as Expeditionary Learning, enable students to gain a hands-on approach to learning.

The school's recent addition of technology will create an inquiry-based learning process. Brennan Rogers school motto is WE ARE C.R.E.W.!!

Students and staff work together daily to create a culture of shared respect, learning and responsibility.

C.R.E.W. lessons are designed to promote a positive school culture.



"My teacher helps me to make good decisions and solve problems on my own."-Justin, Grade 6

**STAFFING & ENROLLMENT**

| Certified Staff           |                 |                   | Enrollment     |                 |                   | Non-Certified Staff    |                 |                   |
|---------------------------|-----------------|-------------------|----------------|-----------------|-------------------|------------------------|-----------------|-------------------|
|                           | Actual<br>18/19 | Proposed<br>19/20 | Grade<br>Level | Actual<br>18/19 | Proposed<br>19/20 |                        | Actual<br>18/19 | Proposed<br>19/20 |
| Principals                | 1               | 1                 | Pre-K          | 71              | 40                | Clerical Support       | 2               | 2                 |
| Assistant Principals      | 1               | 1                 | K              | 31              | 39                | Paraprofessionals:     |                 |                   |
| Pre-K School              | 2               | 2                 | 1              | 40              | 39                | Grades K-1             | 5               | 4                 |
| Grades K-6 Classroom      | 19              | 15                | 2              | 71              | 45                | Pre-K School           | 4               | 4                 |
| Math                      | 1               | 1                 | 3              | 46              | 67                | SPED Para              | 4               | 4                 |
| Bilingual/ESOL            | 0               | 0                 | 4              | 48              | 47                | Youth & Family Support | 1               | 1                 |
| Reading/Language Arts     | 2               | 2                 | 5              | 57              | 46                | School Security        | 2               | 2                 |
| Science                   | 1               | 1                 | 6              | 53              | 54                | Custodial              | 4               | 4                 |
| Social Studies/History    | 1               | 1                 | 7              | 56              | 52                |                        |                 |                   |
| English                   | 1               | 1                 | 8              | 52              | 56                |                        |                 |                   |
| World Language            | 0               | 0                 | 9              |                 |                   |                        |                 |                   |
| Art                       | 1               | 1                 | 10             |                 |                   |                        |                 |                   |
| Music                     | 1               | 1                 | 11             |                 |                   |                        |                 |                   |
| Career/Tech Ed            | 0               | 0                 | 12             |                 |                   |                        |                 |                   |
| Physical Education        | 2               | 2                 |                |                 |                   |                        |                 |                   |
| Library Media             | 1               | 1                 |                |                 |                   |                        |                 |                   |
| Special Education         | 7               | 7                 |                |                 |                   |                        |                 |                   |
| Speech                    | 1               | 1                 |                |                 |                   |                        |                 |                   |
| Coach - Math              | 1               | 1                 |                |                 |                   |                        |                 |                   |
| Coach - Literacy          | 1               | 1                 |                |                 |                   |                        |                 |                   |
| Other- Magnet Resource    | 1               | 0.5               |                |                 |                   |                        |                 |                   |
| School Counselor          | 1               | 1                 |                |                 |                   |                        |                 |                   |
| Social Worker             | 1.6             | 1.6               |                |                 |                   |                        |                 |                   |
| School Psychologist       | 1               | 1                 |                |                 |                   |                        |                 |                   |
| School Climate Specialist |                 |                   |                |                 |                   |                        |                 |                   |
| <b>Total</b>              | <b>48.6</b>     | <b>44.1</b>       | <b>Total</b>   | <b>525</b>      | <b>485</b>        | <b>Total</b>           | <b>22</b>       | <b>21</b>         |

|                       | Actual      | Proposed    |
|-----------------------|-------------|-------------|
| <b>Staffing Total</b> | <b>70.6</b> | <b>65.1</b> |

|  |             |             |
|--|-------------|-------------|
| <b>Instructional Staff:</b>              | <b>43</b>   | <b>38.5</b> |
| <b>Students Per Instructional Staff:</b> | <b>12.2</b> | <b>12.6</b> |

*Note: Due to estimated budget expenditures, this budget is subject to modifications(+/-).*



|                                      | Adjusted<br>FY 18/19 |             | Proposed<br>FY 19/20 |             | Difference<br>(+ / -) |             |
|--------------------------------------|----------------------|-------------|----------------------|-------------|-----------------------|-------------|
| <b>General Funds</b>                 |                      |             |                      |             |                       |             |
| CERTIFIED STAFF                      | \$ 2,627,861         | 42.6        | \$ 2,470,080         | 39.1        | \$ (157,781)          | -3.5        |
| NON-CERTIFIED STAFF                  | \$ 630,877           | 20          | \$ 601,620           | 18          | \$ (29,257)           | -2          |
| <b>Total Salaries</b>                | <b>\$ 3,258,738</b>  | <b>62.6</b> | <b>\$ 3,071,700</b>  | <b>57.1</b> | <b>\$ (187,038)</b>   | <b>-5.5</b> |
| <b>Non-Personnel</b>                 |                      |             |                      |             |                       |             |
| 54415 FURNITURE                      | \$ 4,640             |             | \$ 10,000            |             | \$ 5,360              |             |
| 55512 ED. SUPPLY INVENTORY           | \$ 5,000             |             | \$ 4,000             |             | \$ (1,000)            |             |
| 55520 GENERAL/OFFICE SUPPLY          | \$ 12,451            |             | \$ 10,639            |             | \$ (1,812)            |             |
| 55531 TEXTBOOKS                      | \$ 13,000            |             | \$ 15,000            |             | \$ 2,000              |             |
| <b>Total Non-Personnel</b>           | <b>\$ 35,091</b>     |             | <b>\$ 39,639</b>     |             | <b>\$ 4,548</b>       |             |
| <b>Total General Funds</b>           | <b>\$ 3,293,829</b>  | <b>62.6</b> | <b>\$ 3,111,339</b>  | <b>57.1</b> | <b>\$ (182,490)</b>   | <b>-6</b>   |
| <b>InterDistrict Funds</b>           |                      |             |                      |             |                       |             |
| <b>Total Interdistrict Funds</b>     | <b>\$ -</b>          | <b>0</b>    | <b>\$ -</b>          | <b>0</b>    | <b>\$ -</b>           | <b>0</b>    |
| <b>Special Funds</b>                 |                      |             |                      |             |                       |             |
| CERTIFIED STAFF                      | \$ 259,287           | 4           | \$ 264,707           | 4           | \$ 5,420              | 0           |
| NON-CERTIFIED STAFF                  | \$ 89,252            | 4           | \$ 89,252            | 4           | \$ -                  | 0           |
| 50136 PART TIME STAFF                | \$ 31,200            |             | \$ 31,200            |             | \$ -                  |             |
| 50140 LONGEVITY                      | \$ 1,901             |             | \$ 1,901             |             | \$ -                  |             |
| 50149 TEACHER STIPEND                | \$ 24,320            |             | \$ 19,200            |             | \$ (5,120)            |             |
| 51809 HEALTH INSURANCE               | \$ 23,197            |             | \$ 23,197            |             | \$ -                  |             |
| 51813 3144 SPECIAL FUND 457 PLAN     | \$ 1,740             |             | \$ 1,740             |             | \$ -                  |             |
| 58852 FICA/MEDICARE EMPLOYER CONTRIB | \$ 5,387             |             | \$ 5,313             |             | \$ (74)               |             |
| 59933 WORKERS COMPENSATION           | \$ 792               |             | \$ 756               |             | \$ (36)               |             |
| <b>Total Salaries</b>                | <b>\$ 437,076</b>    | <b>8</b>    | <b>\$ 437,266</b>    | <b>8</b>    | <b>\$ 190</b>         | <b>0</b>    |
| <b>Non-Personnel</b>                 |                      |             |                      |             |                       |             |
| 54413 COMPUTER EQUIPMENT             | \$ 160,000           |             | \$ 45,000            |             | \$ (115,000)          |             |
| 55100 MATERIALS & SUPPLIES INSTRUCTN | \$ 100,636           |             | \$ 19,366            |             | \$ (81,270)           |             |
| 55574 OTHER MATERIALS & SUPPLIES     | \$ 4,093             |             | \$ 4,093             |             | \$ -                  |             |
| 56694 OTHER CONTRACTUAL SERVICES     | \$ 87,749            |             | \$ 74,246            |             | \$ (13,503)           |             |
| 56800 PARENT ACTIVITIES              | \$ 2,345             |             | \$ 2,345             |             | \$ -                  |             |
| 56901 IN SERVICE - PUBLIC            | \$ 500               |             | \$ 500               |             | \$ -                  |             |
| <b>Total Non-Personnel</b>           | <b>\$ 355,323</b>    |             | <b>\$ 145,550</b>    |             | <b>\$ (209,773)</b>   |             |
| <b>Total Special Funds</b>           | <b>\$ 792,399</b>    | <b>8</b>    | <b>\$ 582,816</b>    | <b>8</b>    | <b>\$ (209,583)</b>   | <b>0</b>    |
| <b>Grand Total All Funds</b>         | <b>\$ 4,086,228</b>  | <b>70.6</b> | <b>\$ 3,694,155</b>  | <b>65.1</b> | <b>\$ (392,073)</b>   | <b>-6</b>   |

Note: Due to estimated budget expenditures, this budget is subject to modifications(+/-).

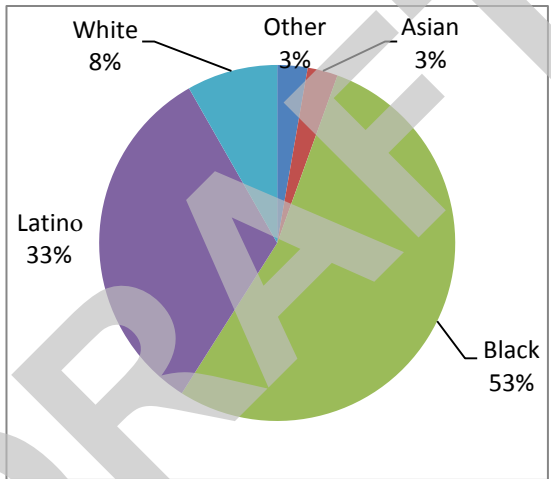


## Student Performance

|      | 2016-17 | 2017-18 |
|------|---------|---------|
| Math | 11%     | 12%     |
| ELA  | 29%     | 26%     |

Percent of students achieving Proficient or better on Smarter Balanced Assessment in Grades 3-8 and/or SAT in Grade 11

## Student Demographics



## All Funds Budget Summary

|                            | Adjusted 18-19         | Proposed 19-20         |
|----------------------------|------------------------|------------------------|
| FT Personnel:              | \$ 3,346,506.00        | \$ 3,369,383.00        |
| Non-Personnel:             | \$ 248,490.00          | \$ 166,964.00          |
| <b>Total Expenditures:</b> | <b>\$ 3,594,996.00</b> | <b>\$ 3,536,347.00</b> |

|                            |     |
|----------------------------|-----|
| English Language Learners: | 10% |
| Special Education:         | 20% |
| Free and Reduced Lunch:    | 77% |

At Celentano, the future of science and engineering is now!

Celentano is a STEM-based magnet school where students engage in inquiry-based, thematic units that prepare students for future explorations in medical, health, biotechnology and related professions.

The school's program stimulates and challenges students through an interdisciplinary approach to science and engineering, while integrating rigorous hands-on opportunities.

Students in all grade levels engage in units that encourage deep scientific understanding. Students need to be competitive in the 21st century workforce and to develop a set of thinking, reasoning, teamwork, investigative, and creative skills that they can use at Celentano and beyond.



"After learning so much science and engineering, my hope is to go to college to become a nautical engineer. What I've learned here at Celentano has changed the way I think." -Nathaniel, Grade 7

**STAFFING & ENROLLMENT**

| <b>Certified Staff</b>    |                         |                           | <b>Enrollment</b>      |                         |                           | <b>Non-Certified Staff</b> |                         |                           |
|---------------------------|-------------------------|---------------------------|------------------------|-------------------------|---------------------------|----------------------------|-------------------------|---------------------------|
|                           | <b>Actual<br/>18/19</b> | <b>Proposed<br/>19/20</b> | <b>Grade<br/>Level</b> | <b>Actual<br/>18/19</b> | <b>Proposed<br/>19/20</b> |                            | <b>Actual<br/>18/19</b> | <b>Proposed<br/>19/20</b> |
| Principals                | 1                       | 1                         | <b>Pre-K</b>           | 36                      | 40                        | Clerical Support           | 1                       | 1                         |
| Assistant Principals      | 1                       | 1                         | <b>K</b>               | 37                      | 38                        | Paraprofessionals:         |                         |                           |
| Pre-K School              | 2                       | 2                         | <b>1</b>               | 41                      | 38                        | Grades K-1                 | 4                       | 4                         |
| Grades K-6 Classroom      | 15                      | 15                        | <b>2</b>               | 37                      | 40                        | Pre-K School               | 2                       | 2                         |
| Math                      | 1                       | 2                         | <b>3</b>               | 38                      | 39                        | SPED Para                  | 2                       | 2                         |
| Bilingual/ESOL            |                         |                           | <b>4</b>               | 41                      | 37                        | Youth & Family Support     | 1                       | 1                         |
| Reading/Language Arts     | 1                       | 1                         | <b>5</b>               | 42                      | 42                        | School Security            | 1                       | 1                         |
| Science                   | 2                       | 1                         | <b>6</b>               | 45                      | 43                        | Custodial                  | 2                       | 2                         |
| Social Studies/History    | 1                       | 2                         | <b>7</b>               | 43                      | 44                        |                            |                         |                           |
| English                   | 0                       | 0                         | <b>8</b>               | 42                      | 43                        |                            |                         |                           |
| World Language            | 0                       | 0                         | <b>9</b>               |                         |                           |                            |                         |                           |
| Art                       | 1                       | 1                         | <b>10</b>              |                         |                           |                            |                         |                           |
| Music                     | 2                       | 1.5                       | <b>11</b>              |                         |                           |                            |                         |                           |
| Career/Tech Ed            | 0                       | 0                         | <b>12</b>              |                         |                           |                            |                         |                           |
| Physical Education        | 1.8                     | 1.8                       |                        |                         |                           |                            |                         |                           |
| Library Media             | 1                       | 1                         |                        |                         |                           |                            |                         |                           |
| Special Education         | 6                       | 6                         |                        |                         |                           |                            |                         |                           |
| Speech                    | 1                       | 1                         |                        |                         |                           |                            |                         |                           |
| Coach - Math              | 1                       | 1                         |                        |                         |                           |                            |                         |                           |
| Coach - Literacy          | 1                       | 1                         |                        |                         |                           |                            |                         |                           |
| Other-Magnet Resource     | 1                       | 0                         |                        |                         |                           |                            |                         |                           |
| School Counselors         | 0.5                     | 0.5                       |                        |                         |                           |                            |                         |                           |
| Social Worker             | 1                       | 1                         |                        |                         |                           |                            |                         |                           |
| School Psychologist       | 1                       | 1                         |                        |                         |                           |                            |                         |                           |
| School Climate Specialist |                         |                           |                        |                         |                           |                            |                         |                           |
| <b>Total</b>              | <b>42.3</b>             | <b>41.8</b>               | <b>Total</b>           | <b>402</b>              | <b>404</b>                | <b>Total</b>               | <b>13</b>               | <b>13</b>                 |

|                       | <b>Actual</b> | <b>Proposed</b> |
|-----------------------|---------------|-----------------|
| <b>Staffing Total</b> | <b>55.3</b>   | <b>54.8</b>     |

|  |             |             |
|--|-------------|-------------|
| <b>Instructional Staff:</b>              | <b>36.8</b> | <b>37.3</b> |
| <b>Students Per Instructional Staff:</b> | <b>10.9</b> | <b>10.8</b> |

*Please Note: Due to estimated budget expenditures, this budget is subject to modifications(+/-).*

|                                       | Adjusted<br>FY 18/19 |             | Proposed<br>FY 19/20 |             | Difference<br>(+ / -) |            |
|---------------------------------------|----------------------|-------------|----------------------|-------------|-----------------------|------------|
| <b>General Funds</b>                  |                      |             |                      |             |                       |            |
| CERTIFIED STAFF                       | \$ 2,677,524         | 38.5        | \$ 2,691,720         | 38.8        | \$ 14,196             | 0.3        |
| NON-CERTIFIED STAFF                   | \$ 363,181           | 11          | \$ 371,948           | 11          | \$ 8,767              | 0          |
| <b>Total Salaries</b>                 | <b>\$ 3,040,705</b>  | <b>49.5</b> | <b>\$ 3,063,668</b>  | <b>49.8</b> | <b>\$ 22,963</b>      | <b>0.3</b> |
| <b>Non-Personnel</b>                  |                      |             |                      |             |                       |            |
| 55512 ED. SUPPLY INVENTORY            | \$ 11,264            |             | \$ 17,264            |             | \$ 6,000              |            |
| 55520 GENERAL/OFFICE SUPPLY           | \$ 9,000             |             | \$ 15,755            |             | \$ 6,755              |            |
| <b>Total Non-Personnel</b>            | <b>\$ 20,264</b>     |             | <b>\$ 33,019</b>     |             | <b>\$ 12,755</b>      |            |
| <b>Total General Funds</b>            | <b>\$ 3,060,969</b>  | <b>49.5</b> | <b>\$ 3,096,687</b>  | <b>49.8</b> | <b>\$ 35,718</b>      | <b>0.3</b> |
| <b>InterDistrict Funds</b>            |                      |             |                      |             |                       |            |
| <b>Total Interdistrict Funds</b>      | <b>\$ -</b>          | <b>0</b>    | <b>\$ -</b>          | <b>0</b>    | <b>\$ -</b>           | <b>0</b>   |
| <b>Special Funds</b>                  |                      |             |                      |             |                       |            |
| CERTIFIED STAFF                       | \$ 196,497           | 3           | \$ 202,130           | 3           | \$ 5,633              | 0          |
| NON-CERTIFIED STAFF                   | \$ 50,683            | 2           | \$ 50,683            | 2           | \$ -                  | 0          |
| 50136 PART TIME STAFF                 | \$ 11,464            |             | \$ 11,464            |             | \$ -                  |            |
| 50149 TEACHER STIPEND                 | \$ 36,766            |             | \$ 31,166            |             | \$ (5,600)            |            |
| 50156 P. T. PAYROLL NON INSTRUCTIONAL | \$ 8,336             |             | \$ 8,336             |             | \$ -                  |            |
| 58852 FICA/MEDICARE EMPLOYER CONTRIB  | \$ 1,883             |             | \$ 1,802             |             | \$ (81)               |            |
| 59933 WORKERS COMPENSATION            | \$ 172               |             | \$ 134               |             | \$ (38)               |            |
| <b>Total Salaries</b>                 | <b>\$ 305,801</b>    | <b>5</b>    | <b>\$ 305,715</b>    | <b>5</b>    | <b>\$ (86)</b>        | <b>0</b>   |
| <b>Non-Personnel</b>                  |                      |             |                      |             |                       |            |
| 54413 COMPUTER EQUIPMENT              | \$ 97,945            |             | \$ 97,945            |             | \$ -                  |            |
| 55100 MATERIALS & SUPPLIES INSTRUCTN  | \$ 75,281            |             | \$ 1,000             |             | \$ (74,281)           |            |
| 56694 OTHER CONTRACTUAL SERVICES      | \$ 55,000            |             | \$ 35,000            |             | \$ (20,000)           |            |
| <b>Total Non-Personnel</b>            | <b>\$ 228,226</b>    |             | <b>\$ 133,945</b>    |             | <b>\$ (94,281)</b>    |            |
| <b>Total Special Funds</b>            | <b>\$ 534,027</b>    | <b>5</b>    | <b>\$ 439,660</b>    | <b>5</b>    | <b>\$ (94,367)</b>    | <b>0</b>   |
| <b>Grand Total All Funds</b>          | <b>\$ 3,594,996</b>  | <b>54.5</b> | <b>\$ 3,536,347</b>  | <b>54.8</b> | <b>\$ (58,649)</b>    | <b>0.3</b> |

Note: Due to estimated budget expenditures, this budget is subject to modifications(+/-).





# New Haven Public Schools

Clemente Leadership Academy  
 360 Columbus Avenue New Haven, CT 06519  
 (475) 220-7600

Grades: PreK-8

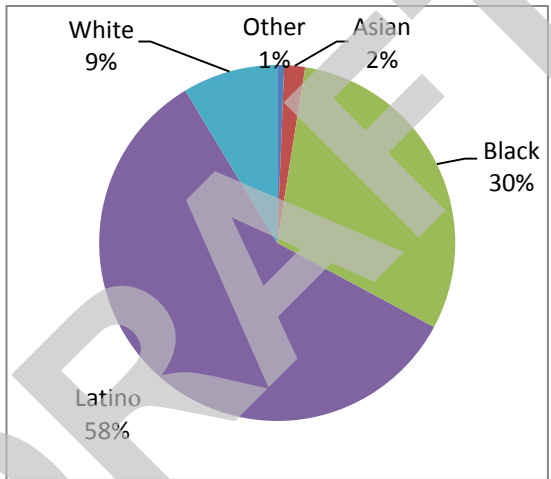
Enrollment: 475

## Student Performance

|      | 2016-17 | 2017-18 |
|------|---------|---------|
| Math | 9%      | 11%     |
| ELA  | 19%     | 23%     |

Percent of students achieving Proficient or better on Smarter Balanced Assessment in Grades 3-8 and/or SAT in Grade 11

## Student Demographics



## All Funds Budget Summary

|                            | Adjusted 18-19         | Proposed 19-20         |
|----------------------------|------------------------|------------------------|
| FT Personnel:              | \$ 3,358,444.00        | \$ 3,297,342.00        |
| Non-Personnel:             | \$ 605,784.00          | \$ 350,929.00          |
| <b>Total Expenditures:</b> | <b>\$ 3,964,228.00</b> | <b>\$ 3,648,271.00</b> |

English Language Learners: 26%  
 Special Education: 16%  
 Free and Reduced Lunch: 84%

At Roberto Clemente, the love of learning in future leaders is brought to life!

Roberto Clemente Leadership Academy for Global Awareness is all about cultivating the whole child to be a well-rounded leader in all areas of life – both while in school and beyond.

The school's mission is developing students who are literate, numerate, able to think critically and have the social skills and personal habits of mind that prepare them to be healthy and productive members of society.

We put this mission into action to create a sense of community engagement and ownership with a student pledge. This pledge emphasizes courtesy, respect, contributing to a positive and safe learning environment, preparation and excellence, and helping everyone at the school feel capable, connected and contributing.



"It's exciting to learn about other countries that you have not visited yet. We have new things at the school like robots, broadcasting class, iPad tables and we have our own chrome books." – Jose & Hameen, Grade 3

## STAFFING & ENROLLMENT

| Certified Staff           |                 |                   | Enrollment     |                 |                   | Non-Certified Staff    |                 |                   |
|---------------------------|-----------------|-------------------|----------------|-----------------|-------------------|------------------------|-----------------|-------------------|
|                           | Actual<br>18/19 | Proposed<br>19/20 | Grade<br>Level | Actual<br>18/19 | Proposed<br>19/20 |                        | Actual<br>18/19 | Proposed<br>19/20 |
| Principals                | 1               | 1                 | <b>Pre-K</b>   |                 |                   | Clerical Support       | 1               | 1                 |
| Assistant Principals      | 1               | 1                 | <b>K</b>       | 51              | 52                | Paraprofessionals:     |                 |                   |
| Pre-K School              | 0               | 0                 | <b>1</b>       | 52              | 52                | Grades K-1             | 5               | 5                 |
| Grades K-6 Classroom      | 16              | 16                | <b>2</b>       | 49              | 51                | Pre-K School           |                 |                   |
| Math                      | 2               | 2                 | <b>3</b>       | 50              | 50                | SPED Para              | 2               | 2                 |
| Bilingual/ESOL            | 2               | 2                 | <b>4</b>       | 61              | 49                | Parent Liason          | 1               | 1                 |
| Reading/Language Arts     | 5               | 5                 | <b>5</b>       | 52              | 59                | Youth & Family Support |                 |                   |
| Science                   | 1               | 1                 | <b>6</b>       | 54              | 53                | School Security        | 1               | 1                 |
| Social Studies/History    | 1               | 1                 | <b>7</b>       | 54              | 53                | Custodial              | 2               | 2                 |
| English                   | 0               | 0                 | <b>8</b>       | 52              | 54                |                        |                 |                   |
| World Language            | 0               | 0                 | <b>9</b>       |                 |                   |                        |                 |                   |
| Art                       | 1               | 1                 | <b>10</b>      |                 |                   |                        |                 |                   |
| Music                     | 2               | 2                 | <b>11</b>      |                 |                   |                        |                 |                   |
| Career/Tech Ed            | 1               | 1                 | <b>12</b>      |                 |                   |                        |                 |                   |
| Physical Education        | 2               | 2                 |                |                 |                   |                        |                 |                   |
| Library Media             | 0.5             | 0.5               |                |                 |                   |                        |                 |                   |
| Special Education         | 4               | 4                 |                |                 |                   |                        |                 |                   |
| Speech                    | 0.4             | 0.4               |                |                 |                   |                        |                 |                   |
| Coach - Math              | 1               | 1                 |                |                 |                   |                        |                 |                   |
| Coach - Literacy          | 1               | 1                 |                |                 |                   |                        |                 |                   |
| Other                     |                 |                   |                |                 |                   |                        |                 |                   |
| School Counselor          | 0.5             | 0.5               |                |                 |                   |                        |                 |                   |
| Social Worker             | 1               | 1                 |                |                 |                   |                        |                 |                   |
| School Psychologist       | 0.6             | 0.6               |                |                 |                   |                        |                 |                   |
| School Climate Specialist | 1               | 1                 |                |                 |                   |                        |                 |                   |
| <b>Total</b>              | <b>45</b>       | <b>45</b>         | <b>Total</b>   | <b>475</b>      | <b>473</b>        | <b>Total</b>           | <b>12</b>       | <b>12</b>         |

|                       | Actual    | Proposed  |
|-----------------------|-----------|-----------|
| <b>Staffing Total</b> | <b>57</b> | <b>57</b> |

|  |             |             |
|--|-------------|-------------|
| <b>Instructional Staff:</b>              | <b>39.9</b> | <b>39.9</b> |
| <b>Students Per Instructional Staff:</b> | <b>11.9</b> | <b>11.9</b> |

*Note: Due to estimated budget expenditures, this budget is subject to modifications(+/-).*

|                                      | Adjusted<br>FY 18/19 |                  | Proposed<br>FY 19/20 |    | Difference<br>(+ / -) |           |    |                  |           |
|--------------------------------------|----------------------|------------------|----------------------|----|-----------------------|-----------|----|------------------|-----------|
| <b>General Funds</b>                 |                      |                  |                      |    |                       |           |    |                  |           |
| CERTIFIED STAFF                      | \$                   | 2,551,496        | 40                   | \$ | 2,649,136             | 40        | \$ | 97,640           | 0         |
| NON-CERTIFIED STAFF                  | \$                   | 247,797          | 8                    | \$ | 264,251               | 8         | \$ | 16,454           | 0         |
| 50136 PART TIME STAFF                | \$                   | 20,886           |                      | \$ | 19,329                |           | \$ | (1,557)          |           |
| <b>Total Salaries</b>                | \$                   | <b>2,820,179</b> | <b>48</b>            | \$ | <b>2,932,716</b>      | <b>48</b> | \$ | <b>112,537</b>   | <b>0</b>  |
| <b>Non-Personnel</b>                 |                      |                  |                      |    |                       |           |    |                  |           |
| 54411 EQUIPMENT                      | \$                   | 1,500            |                      | \$ | 2,000                 |           | \$ | 500              |           |
| 54413 COMPUTER EQUIPMENT             | \$                   | 8,000            |                      | \$ | 4,000                 |           | \$ | (4,000)          |           |
| 54415 FURNITURE                      | \$                   | 4,000            |                      | \$ | 3,000                 |           | \$ | (1,000)          |           |
| 55512 ED. SUPPLY INVENTORY           | \$                   | 8,000            |                      | \$ | 10,000                |           | \$ | 2,000            |           |
| 55520 GENERAL/OFFICE SUPPLY          | \$                   | 5,661            |                      | \$ | 5,200                 |           | \$ | (461)            |           |
| 55531 TEXTBOOKS                      | \$                   | 12,000           |                      | \$ | 14,459                |           | \$ | 2,459            |           |
| <b>Total Non-Personnel</b>           | \$                   | <b>39,161</b>    |                      | \$ | <b>38,659</b>         |           | \$ | <b>(502)</b>     |           |
| <b>Total General Funds</b>           | \$                   | <b>2,859,340</b> | <b>48</b>            | \$ | <b>2,971,375</b>      | <b>48</b> | \$ | <b>112,035</b>   | <b>0</b>  |
| <b>InterDistrict Funds</b>           |                      |                  |                      |    |                       |           |    |                  |           |
| <b>Total Interdistrict Funds</b>     | \$                   | <b>-</b>         | <b>0</b>             | \$ | <b>-</b>              | <b>0</b>  | \$ | <b>-</b>         | <b>0</b>  |
| <b>Special Funds</b>                 |                      |                  |                      |    |                       |           |    |                  |           |
| CERTIFIED STAFF                      | \$                   | 320,985          | 5                    | \$ | 207,265               | 3         | \$ | (113,720)        | -2        |
| NON-CERTIFIED STAFF                  | \$                   | 100,737          | 4                    | \$ | 100,737               | 4         | \$ | -                | 0         |
| 50141 SEASONAL HELP                  | \$                   | 16,784           |                      | \$ | 16,784                |           | \$ | -                |           |
| 50148 CURRICULUM DEVELOPMENT         | \$                   | 30,000           |                      | \$ | 10,000                |           | \$ | (20,000)         |           |
| 51809 HEALTH INSURANCE               | \$                   | 53,671           |                      | \$ | 18,742                |           | \$ | (34,929)         |           |
| 58852 FICA/MEDICARE EMPLOYER CONTRIB | \$                   | 13,803           |                      | \$ | 9,398                 |           | \$ | (4,405)          |           |
| 59933 WORKERS COMPENSATION           | \$                   | 2,285            |                      | \$ | 1,700                 |           | \$ | (585)            |           |
| <b>Total Salaries</b>                | \$                   | <b>538,265</b>   | <b>9</b>             | \$ | <b>364,626</b>        | <b>7</b>  | \$ | <b>(173,639)</b> | <b>-2</b> |
| <b>Non-Personnel</b>                 |                      |                  |                      |    |                       |           |    |                  |           |
| 54411 EQUIPMENT                      | \$                   | 12,000           |                      | \$ | 12,000                |           | \$ | -                |           |
| 54413 COMPUTER EQUIPMENT             | \$                   | 111,676          |                      | \$ | 106,580               |           | \$ | (5,096)          |           |
| 55100 MATERIALS & SUPPLIES INSTRUCTN | \$                   | 90,388           |                      | \$ | 43,007                |           | \$ | (47,381)         |           |
| 55574 OTHER MATERIALS & SUPPLIES     | \$                   | 13,000           |                      | \$ | 13,000                |           | \$ | -                |           |
| 55576 OTHER                          | \$                   | 38,334           |                      | \$ | 22,244                |           | \$ | (16,090)         |           |
| 56694 OTHER CONTRACTUAL SERVICES     | \$                   | 146,225          |                      | \$ | 95,439                |           | \$ | (50,786)         |           |
| 56904 TUTORS                         | \$                   | 155,000          |                      | \$ | 20,000                |           | \$ | (135,000)        |           |
| <b>Total Non-Personnel</b>           | \$                   | <b>566,623</b>   |                      | \$ | <b>312,270</b>        |           | \$ | <b>(254,353)</b> |           |
| <b>Total Special Funds</b>           | \$                   | <b>1,104,888</b> | <b>9</b>             | \$ | <b>676,896</b>        | <b>7</b>  | \$ | <b>(427,992)</b> | <b>-2</b> |
| <b>Grand Total All Funds</b>         | \$                   | <b>3,964,228</b> | <b>57</b>            | \$ | <b>3,648,271</b>      | <b>55</b> | \$ | <b>(315,957)</b> | <b>-2</b> |

Note: Due to estimated budget expenditures, this budget is subject to modifications(+/-).





# New Haven Public Schools

Grades: PreK-8

Clinton Avenue School

293 Clinton Avenue New Haven, CT 06513  
(475) 220-3300

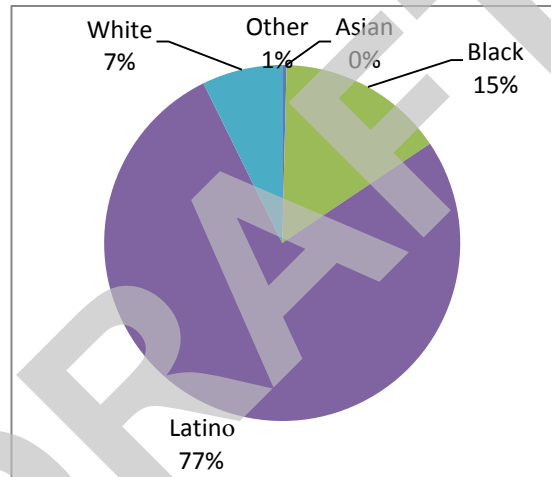
Enrollment: 507

## Student Performance

|      | 2016-17 | 2017-18 |
|------|---------|---------|
| Math | 12%     | 21%     |
| ELA  | 25%     | 35%     |

Percent of students achieving Proficient or better on Smarter Balanced Assessment in Grades 3-8 and/or SAT in Grade 11

## Student Demographics



## All Funds Budget Summary

|                            | Adjusted 18-19         | Proposed 19-20         |
|----------------------------|------------------------|------------------------|
| FT Personnel:              | \$ 3,544,184.00        | \$ 3,729,644.00        |
| Non-Personnel:             | \$ 40,870.00           | \$ 39,803.00           |
| <b>Total Expenditures:</b> | <b>\$ 3,585,054.00</b> | <b>\$ 3,769,447.00</b> |

English Language Learners: 37%  
Special Education: 15%  
Free and Reduced Lunch: 84%

At Clinton Avenue, learning is student-centered and project-based!

At Clinton Avenue School, students are immersed in learning that is student-centered with the primary focus on 21st century skills.

Students are challenged and given the opportunity to learn in an environment that creates individualized learning plans.

Clinton Avenue school engages students in learning that helps them to become well-rounded global citizens.

Students thrive in this school because of it's strong sense of community and family.



"I like being able to use technology to help me complete my assignments and projects. My teachers are always helping me to be a better student and succeed." - Yesenia - Grade 6



**STAFFING & ENROLLMENT**

| Certified Staff           |                 |                   | Enrollment     |                 |                   | Non-Certified Staff    |                 |                   |
|---------------------------|-----------------|-------------------|----------------|-----------------|-------------------|------------------------|-----------------|-------------------|
|                           | Actual<br>18/19 | Proposed<br>19/20 | Grade<br>Level | Actual<br>18/19 | Proposed<br>19/20 |                        | Actual<br>18/19 | Proposed<br>19/20 |
| Principals                | 1               | 1                 | Pre-K          |                 |                   | Clerical Support       | 2               | 2                 |
| Assistant Principals      | 1               | 1                 | K              | 56              | 51                | Paraprofessionals:     |                 |                   |
| Pre-K School              |                 |                   | 1              | 58              | 51                | Grades K-1             | 5               | 5                 |
| Grades K-6 Classroom      | 17              | 17                | 2              | 58              | 55                | Pre-K School           |                 |                   |
| Math                      | 1               | 1                 | 3              | 62              | 54                | SPED Para              | 3               | 3                 |
| Bilingual/ESOL            | 5               | 5                 | 4              | 62              | 60                | Youth & Family Support | 0               | 0                 |
| Reading/Language Arts     | 2               | 2                 | 5              | 60              | 60                | School Security        | 1               | 1                 |
| Science                   | 1               | 1                 | 6              | 54              | 60                | Custodial              | 2               | 2                 |
| Social Studies/History    | 1               | 1                 | 7              | 45              | 52                |                        |                 |                   |
| English                   | 1               | 1                 | 8              | 52              | 44                |                        |                 |                   |
| World Language            | 0               | 0                 | 9              |                 |                   |                        |                 |                   |
| Art                       | 1.6             | 1.6               | 10             |                 |                   |                        |                 |                   |
| Music                     | 2               | 2                 | 11             |                 |                   |                        |                 |                   |
| Career/Tech Ed            | 0               | 0                 | 12             |                 |                   |                        |                 |                   |
| Physical Education        | 2               | 2                 |                |                 |                   |                        |                 |                   |
| Library Media             | 0.5             | 0.5               |                |                 |                   |                        |                 |                   |
| Special Education         | 5               | 6                 |                |                 |                   |                        |                 |                   |
| Speech                    | 0.4             | 0.4               |                |                 |                   |                        |                 |                   |
| Coach - Math              | 1               | 1                 |                |                 |                   |                        |                 |                   |
| Coach - Literacy          | 1               | 1                 |                |                 |                   |                        |                 |                   |
| Other                     |                 |                   |                |                 |                   |                        |                 |                   |
| School Counselor          | 0.5             | 0.5               |                |                 |                   |                        |                 |                   |
| Social Worker             | 1               | 1                 |                |                 |                   |                        |                 |                   |
| School Psychologist       | 1               | 1                 |                |                 |                   |                        |                 |                   |
| School Climate Specialist | 1               | 1                 |                |                 |                   |                        |                 |                   |
| <b>Total</b>              | <b>47</b>       | <b>48</b>         | <b>Total</b>   | <b>507</b>      | <b>487</b>        | <b>Total</b>           | <b>13</b>       | <b>13</b>         |

|                       | Actual    | Proposed  |
|-----------------------|-----------|-----------|
| <b>Staffing Total</b> | <b>60</b> | <b>61</b> |

|  |             |             |
|--|-------------|-------------|
| <b>Instructional Staff:</b>              | <b>41.5</b> | <b>42.5</b> |
| <b>Students Per Instructional Staff:</b> | <b>12.2</b> | <b>11.5</b> |

Note: Due to estimated budget expenditures, this budget is subject to modifications(+/-).

|                                  | Adjusted<br>FY 18/19 |                  | Proposed<br>FY 19/20 |    | Difference<br>(+ / -) |           |                    |           |
|----------------------------------|----------------------|------------------|----------------------|----|-----------------------|-----------|--------------------|-----------|
| <b>General Funds</b>             |                      |                  |                      |    |                       |           |                    |           |
| CERTIFIED STAFF                  | \$                   | 2,770,306        | 42                   | \$ | 3,013,359             | 45        | \$ 243,053         | 3         |
| NON-CERTIFIED STAFF              | \$                   | 314,181          | 9                    | \$ | 323,854               | 9         | \$ 9,673           | 0         |
| 50136 PART TIME STAFF            | \$                   | 21,798           |                      | \$ | 19,901                |           | \$ (1,897)         |           |
| <b>Total Salaries</b>            | \$                   | <b>3,106,285</b> | <b>51</b>            | \$ | <b>3,357,114</b>      | <b>54</b> | \$ <b>250,829</b>  | <b>3</b>  |
| <b>Non-Personnel</b>             |                      |                  |                      |    |                       |           |                    |           |
| 55512 ED. SUPPLY INVENTORY       | \$                   | 16,000           |                      | \$ | 10,000                |           | \$ (6,000)         |           |
| 55520 GENERAL/OFFICE SUPPLY      | \$                   | 8,870            |                      | \$ | 8,803                 |           | \$ (67)            |           |
| 55531 TEXTBOOKS                  | \$                   | 15,000           |                      | \$ | 20,000                |           | \$ 5,000           |           |
| 56605 FIELD TRIPS                | \$                   | 1,000            |                      | \$ | 1,000                 |           | \$ -               |           |
| <b>Total Non-Personnel</b>       | \$                   | <b>40,870</b>    |                      | \$ | <b>39,803</b>         |           | \$ <b>(1,067)</b>  |           |
| <b>Total General Funds</b>       | \$                   | <b>3,147,155</b> | <b>51</b>            | \$ | <b>3,396,917</b>      | <b>54</b> | \$ <b>249,762</b>  | <b>3</b>  |
| <b>InterDistrict Funds</b>       |                      |                  |                      |    |                       |           |                    |           |
| <b>Total Interdistrict Funds</b> | \$                   | <b>-</b>         | <b>0</b>             | \$ | <b>-</b>              | <b>0</b>  | \$ <b>-</b>        | <b>0</b>  |
| <b>Special Funds</b>             |                      |                  |                      |    |                       |           |                    |           |
| CERTIFIED STAFF                  | \$                   | 339,660          | 5                    | \$ | 274,291               | 3         | \$ (65,369)        | -2        |
| NON-CERTIFIED STAFF              | \$                   | 98,239           | 4                    | \$ | 98,239                | 4         | \$ -               | 0         |
| <b>Total Salaries</b>            | \$                   | <b>437,899</b>   | <b>9</b>             | \$ | <b>372,530</b>        | <b>7</b>  | \$ <b>(65,369)</b> | <b>-2</b> |
| <b>Non-Personnel</b>             |                      |                  |                      |    |                       |           |                    |           |
| <b>Total Non-Personnel</b>       | \$                   | <b>-</b>         |                      | \$ | <b>-</b>              |           | \$ <b>-</b>        |           |
| <b>Total Special Funds</b>       | \$                   | <b>437,899</b>   | <b>9</b>             | \$ | <b>372,530</b>        | <b>7</b>  | \$ <b>(65,369)</b> | <b>-2</b> |
| <b>Grand Total All Funds</b>     | \$                   | <b>3,585,054</b> | <b>60</b>            | \$ | <b>3,769,447</b>      | <b>61</b> | \$ <b>184,393</b>  | <b>1</b>  |

Note: Due to estimated budget expenditures, this budget is subject to modifications(+/-).





# New Haven Public Schools

Grades: PreK-8

Columbus Family Academy

255 Blatchley Avenue New Haven, CT 06513

Enrollment: 496

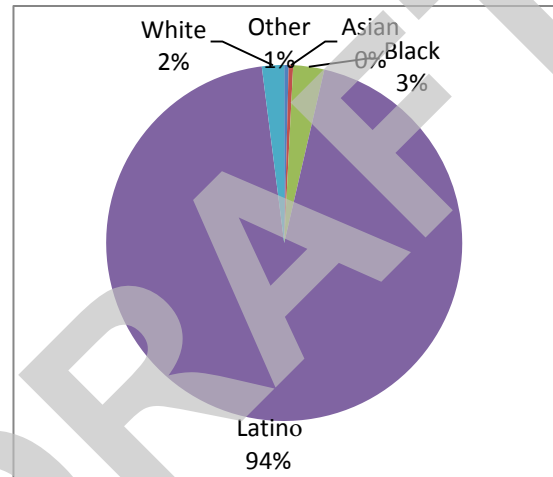
(475) 220-2500

## Student Performance

|      | 2016-17 | 2017-18 |
|------|---------|---------|
| Math | 11%     | 11%     |
| ELA  | 26%     | 21%     |

Percent of students achieving Proficient or better on Smarter Balanced Assessment in Grades 3-8 and/or SAT in Grade 11

## Student Demographics



## All Funds Budget Summary

|                            | Adjusted 18-19         | Proposed 19-20         |
|----------------------------|------------------------|------------------------|
| FT Personnel:              | \$ 2,942,730.00        | \$ 3,008,637.00        |
| Non-Personnel:             | \$ 44,097.00           | \$ 40,740.00           |
| <b>Total Expenditures:</b> | <b>\$ 2,986,827.00</b> | <b>\$ 3,049,377.00</b> |

|                            |     |
|----------------------------|-----|
| English Language Learners: | 46% |
| Special Education:         | 12% |
| Free and Reduced Lunch:    | 78% |

At Christopher Columbus Family Academy, learning is an exciting expedition!

At Christopher Columbus Family Academy, we always keep in mind that our kids are growing, and we must help them develop ways to share their knowledge and learn about themselves.

Being at Columbus makes you feel that you are at home with people who care about you and support you. Here, students help mentor each other.

Spanish-speaking students get to be the experts in the Spanish classroom and English-speaking students get to be the experts in the English classroom.

In addition to supporting bilingual skill and exposure, we focus on science literacy so that students are prepared for the career opportunities and societal needs of the future. Come sail with us into the 21st century!



"My child has excelled academically and she is so excited to be learning another language. Her teachers are loving and nurturing and the support from other staff and the principal are phenomenal. One of the best public schools in New Haven!" - Tajuana, Parent

**STAFFING & ENROLLMENT**

| Certified Staff           |                 |                   | Enrollment     |                 |                   | Non-Certified Staff    |                 |                   |
|---------------------------|-----------------|-------------------|----------------|-----------------|-------------------|------------------------|-----------------|-------------------|
|                           | Actual<br>18/19 | Proposed<br>19/20 | Grade<br>Level | Actual<br>18/19 | Proposed<br>19/20 |                        | Actual<br>18/19 | Proposed<br>19/20 |
| Principals                | 1               | 1                 | Pre-K          | 41              | 0                 | Clerical Support       | 1               | 1                 |
| Assistant Principals      | 1               | 1                 | K              | 49              | 49                | Paraprofessionals:     |                 |                   |
| Pre-K School              | 0               | 0                 | 1              | 47              | 49                | Grades K-1             | 4               | 4                 |
| Grades K-6 Classroom      | 11              | 11                | 2              | 51              | 52                | Pre-K School           | 4               | 4                 |
| Math                      | 2               | 2                 | 3              | 52              | 52                | SPED Para              |                 |                   |
| Bilingual/ESOL            | 3               | 3                 | 4              | 49              | 50                | Youth & Family Support | 0               | 0                 |
| Reading/Language Arts     | 2               | 2                 | 5              | 51              | 53                | School Security        | 1               | 1                 |
| Science                   | 1               | 1                 | 6              | 51              | 51                | Custodian              | 2               | 2                 |
| Social Studies/History    | 1               | 1                 | 7              | 54              | 53                |                        |                 |                   |
| English                   | 0               | 0                 | 8              | 51              | 53                |                        |                 |                   |
| World Language            | 1               | 1                 | 9              |                 |                   |                        |                 |                   |
| Art                       | 1               | 1                 | 10             |                 |                   |                        |                 |                   |
| Music                     | 0               | 0                 | 11             |                 |                   |                        |                 |                   |
| Career/Tech Ed            | 0               | 0                 | 12             |                 |                   |                        |                 |                   |
| Physical Education        | 2               | 2                 |                |                 |                   |                        |                 |                   |
| Library Media             | 0               | 0                 |                |                 |                   |                        |                 |                   |
| Special Education         | 3               | 3                 |                |                 |                   |                        |                 |                   |
| Speech                    | 0.4             | 0.4               |                |                 |                   |                        |                 |                   |
| Coach - Math              | 1               | 1                 |                |                 |                   |                        |                 |                   |
| Coach - Literacy          | 1               | 1                 |                |                 |                   |                        |                 |                   |
| Other                     |                 |                   |                |                 |                   |                        |                 |                   |
| School Counselor          | 0.5             | 0.5               |                |                 |                   |                        |                 |                   |
| Social Worker             | 1               | 1                 |                |                 |                   |                        |                 |                   |
| School Psychologist       | 0.6             | 0.6               |                |                 |                   |                        |                 |                   |
| School Climate Specialist |                 |                   |                |                 |                   |                        |                 |                   |
| <b>Total</b>              | <b>33.5</b>     | <b>33.5</b>       | <b>Total</b>   | <b>496</b>      | <b>462</b>        | <b>Total</b>           | <b>12</b>       | <b>12</b>         |

|                       | Actual      | Proposed    |
|-----------------------|-------------|-------------|
| <b>Staffing Total</b> | <b>45.5</b> | <b>45.5</b> |

|  |             |             |
|--|-------------|-------------|
| <b>Instructional Staff:</b>              | <b>29.4</b> | <b>29.4</b> |
| <b>Students Per Instructional Staff:</b> | <b>16.9</b> | <b>15.7</b> |

*Note: Due to estimated budget expenditures, this budget is subject to modifications(+/-).*

|                                      | Adjusted<br>FY 18/19 |             | Proposed<br>FY 19/20 |             | Difference<br>(+ / -) |          |
|--------------------------------------|----------------------|-------------|----------------------|-------------|-----------------------|----------|
| <b>General Funds</b>                 |                      |             |                      |             |                       |          |
| CERTIFIED STAFF                      | \$ 2,196,781         | 30.5        | \$ 2,246,044         | 30.5        | \$ 49,263             | 0        |
| NON-CERTIFIED STAFF                  | \$ 177,474           | 4           | \$ 186,185           | 4           | \$ 8,711              | 0        |
| 50136 PART TIME STAFF                | \$ 21,494            |             | \$ 19,370            |             | \$ (2,124)            |          |
| <b>Total Salaries</b>                | <b>\$ 2,395,749</b>  | <b>34.5</b> | <b>\$ 2,451,599</b>  | <b>34.5</b> | <b>\$ 55,850</b>      | <b>0</b> |
| <b>Non-Personnel</b>                 |                      |             |                      |             |                       |          |
| 54411 EQUIPMENT                      | \$ 5,021             |             | \$ 5,021             |             | \$ -                  |          |
| 55512 ED. SUPPLY INVENTORY           | \$ 19,000            |             | \$ 19,000            |             | \$ -                  |          |
| 55531 TEXTBOOKS                      | \$ 14,566            |             | \$ 14,719            |             | \$ 153                |          |
| <b>Total Non-Personnel</b>           | <b>\$ 38,587</b>     |             | <b>\$ 38,740</b>     |             | <b>\$ 153</b>         |          |
| <b>Total General Funds</b>           | <b>\$ 2,434,336</b>  | <b>34.5</b> | <b>\$ 2,490,339</b>  | <b>34.5</b> | <b>\$ 56,003</b>      | <b>0</b> |
| <b>InterDistrict Funds</b>           |                      |             |                      |             |                       |          |
| <b>Total Interdistrict Funds</b>     | <b>\$ -</b>          | <b>0</b>    | <b>\$ -</b>          | <b>0</b>    | <b>\$ -</b>           | <b>0</b> |
| <b>Special Funds</b>                 |                      |             |                      |             |                       |          |
| CERTIFIED STAFF                      | \$ 231,368           | 3           | \$ 239,668           | 3           | \$ 8,300              | 0        |
| NON-CERTIFIED STAFF                  | \$ 222,436           | 8           | \$ 222,436           | 8           | \$ -                  | 0        |
| 50136 PART TIME STAFF                | \$ 27,378            |             | \$ 27,378            |             | \$ -                  |          |
| 50140 LONGEVITY                      | \$ 1,776             |             | \$ 1,847             |             | \$ 71                 |          |
| 51809 HEALTH INSURANCE               | \$ 47,360            |             | \$ 48,881            |             | \$ 1,521              |          |
| 51810 RETIREMENT CONTRIBUTION        | \$ 2,513             |             | \$ 2,513             |             | \$ -                  |          |
| 58852 FICA/MEDICARE EMPLOYER CONTRIB | \$ 12,995            |             | \$ 13,145            |             | \$ 150                |          |
| 59933 WORKERS COMPENSATION           | \$ 1,155             |             | \$ 1,170             |             | \$ 15                 |          |
| <b>Total Salaries</b>                | <b>\$ 546,981</b>    | <b>11</b>   | <b>\$ 557,038</b>    | <b>11</b>   | <b>\$ 10,057</b>      | <b>0</b> |
| <b>Non-Personnel</b>                 |                      |             |                      |             |                       |          |
| 56901 IN SERVICE - PUBLIC            | \$ 5,510             |             | \$ 2,000             |             | \$ (3,510)            |          |
| <b>Total Non-Personnel</b>           | <b>\$ 5,510</b>      |             | <b>\$ 2,000</b>      |             | <b>\$ (3,510)</b>     |          |
| <b>Total Special Funds</b>           | <b>\$ 552,491</b>    | <b>11</b>   | <b>\$ 559,038</b>    | <b>11</b>   | <b>\$ 6,547</b>       | <b>0</b> |
| <b>Grand Total All Funds</b>         | <b>\$ 2,986,827</b>  | <b>45.5</b> | <b>\$ 3,049,377</b>  | <b>45.5</b> | <b>\$ 62,550</b>      | <b>0</b> |

Note: Due to estimated budget expenditures, this budget is subject to modifications(+/-).





# New Haven Public Schools

Grades: PreK-8

Conte West Hills Magnet: Exp. & Innovation  
 511 Chapel Street New Haven, CT 06511  
 (475) 220-5400

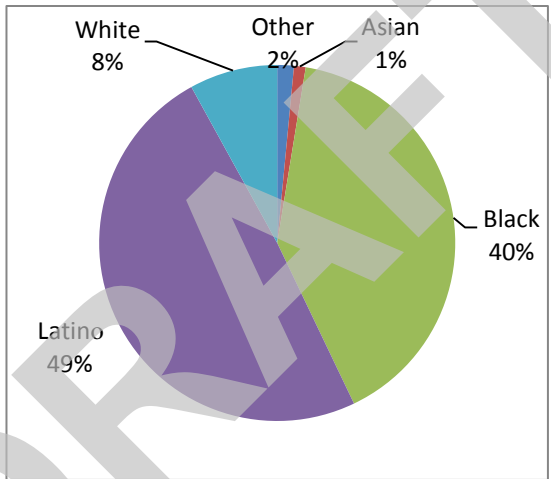
Enrollment: 662

## Student Performance

|      | 2016-17 | 2017-18 |
|------|---------|---------|
| Math | 25%     | 24%     |
| ELA  | 41%     | 38%     |

Percent of students achieving Proficient or better on Smarter Balanced Assessment in Grades 3-8 and/or SAT in Grade 11

## Student Demographics



## All Funds Budget Summary

|                            | Adjusted 18-19         | Proposed 19-20         |
|----------------------------|------------------------|------------------------|
| FT Personnel:              | \$ 4,072,886.00        | \$ 3,960,607.00        |
| Non-Personnel:             | \$ 50,815.00           | \$ 53,452.00           |
| <b>Total Expenditures:</b> | <b>\$ 4,123,701.00</b> | <b>\$ 4,014,059.00</b> |

English Language Learners: 11%  
 Special Education: 11%  
 Free and Reduced Lunch: 79%

At Conte West Hills, learning is an adventure!

This school's magnet theme of exploration and innovation can be found at every corner of its campus.

The school focuses on developing students with the hearts of explorers and the minds of innovators.

As the longest running magnet school in New Haven, Conte West Hills knows what it takes to educate inquisitive students who will become adventurous and productive citizens that contribute to society's progress.

With all the latest technologies, robust art rooms, a swimming pool with aquatic instruction and music classes for all grades, students are equipped to be naturally well-rounded.



"In life, we have the stairs of success. There's no elevator. Going to school at Conte is the best way to reach the top of those stairs." -Ivanna, Grade 7

**STAFFING & ENROLLMENT**

| Certified Staff           |                 |                   | Enrollment     |                 |                   | Non-Certified Staff    |                 |                   |
|---------------------------|-----------------|-------------------|----------------|-----------------|-------------------|------------------------|-----------------|-------------------|
|                           | Actual<br>18/19 | Proposed<br>19/20 | Grade<br>Level | Actual<br>18/19 | Proposed<br>19/20 |                        | Actual<br>18/19 | Proposed<br>19/20 |
| Principals                | 1               | 1                 | Pre-K          | 36              | 40                | Clerical Support       | 1               | 1                 |
| Assistant Principals      | 1               | 1                 | K              | 66              | 63                | Paraprofessionals:     |                 |                   |
| Pre-K School              | 2               | 2                 | 1              | 62              | 63                | Grades K-1             | 6               | 6                 |
| Grades K-6 Classroom      | 21              | 21                | 2              | 65              | 61                | Pre-K School           | 4               | 4                 |
| Math                      | 2               | 2                 | 3              | 68              | 65                | SPED Para              |                 |                   |
| Bilingual/ESOL            | 0               | 0                 | 4              | 70              | 69                | Youth & Family Support | 0               | 0                 |
| Reading/Language Arts     | 1               | 1                 | 5              | 77              | 68                | School Security        | 1               | 1                 |
| Science                   | 2               | 1                 | 6              | 73              | 76                | Custodian              | 2               | 2                 |
| Social Studies/History    | 2               | 1                 | 7              | 75              | 71                |                        |                 |                   |
| English                   | 1               | 1                 | 8              | 70              | 78                |                        |                 |                   |
| World Language            | 2               | 1                 | 9              |                 |                   |                        |                 |                   |
| Art                       | 2               | 2                 | 10             |                 |                   |                        |                 |                   |
| Music                     | 2               | 2                 | 11             |                 |                   |                        |                 |                   |
| Career/Tech Ed            |                 |                   | 12             |                 |                   |                        |                 |                   |
| Physical Education        | 2.6             | 2.6               |                |                 |                   |                        |                 |                   |
| Library Media             | 1               | 1                 |                |                 |                   |                        |                 |                   |
| Special Education         | 3               | 3                 |                |                 |                   |                        |                 |                   |
| Speech                    | 0.4             | 0.4               |                |                 |                   |                        |                 |                   |
| Coach - Math              | 1               | 1                 |                |                 |                   |                        |                 |                   |
| Coach - Literacy          | 1               | 1                 |                |                 |                   |                        |                 |                   |
| Other-Magnet Resource     | 1               | 0.5               |                |                 |                   |                        |                 |                   |
| School Counselors         | 1               | 1                 |                |                 |                   |                        |                 |                   |
| Social Worker             | 1               | 1                 |                |                 |                   |                        |                 |                   |
| School Psychologist       | 0.6             | 0.6               |                |                 |                   |                        |                 |                   |
| School Climate Specialist |                 |                   |                |                 |                   |                        |                 |                   |
| <b>Total</b>              | <b>51.6</b>     | <b>48.1</b>       | <b>Total</b>   | <b>662</b>      | <b>654</b>        | <b>Total</b>           | <b>14</b>       | <b>14</b>         |

|                       | Actual      | Proposed    |
|-----------------------|-------------|-------------|
| <b>Staffing Total</b> | <b>65.6</b> | <b>62.1</b> |

|  |             |             |
|--|-------------|-------------|
| <b>Instructional Staff:</b>              | <b>46</b>   | <b>43</b>   |
| <b>Students Per Instructional Staff:</b> | <b>14.4</b> | <b>15.2</b> |

Note: Due to estimated budget expenditures, this budget is subject to modifications(+/-).

|                                  | Adjusted<br>FY 18/19 |                  | Proposed<br>FY 19/20 |    | Difference<br>(+ / -) |             |                     |             |
|----------------------------------|----------------------|------------------|----------------------|----|-----------------------|-------------|---------------------|-------------|
| <b>General Funds</b>             |                      |                  |                      |    |                       |             |                     |             |
| CERTIFIED STAFF                  | \$                   | 3,483,503        | 49.6                 | \$ | 3,360,484             | 46.1        | \$ (123,020)        | -3.5        |
| NON-CERTIFIED STAFF              | \$                   | 296,028          | 9                    | \$ | 304,840               | 9           | \$ 8,812            | 0           |
| 50136 PART TIME STAFF            | \$                   | 28,702           |                      | \$ | 26,726                |             | \$ (1,976)          |             |
| <b>Total Salaries</b>            | \$                   | <b>3,808,233</b> | <b>58.6</b>          | \$ | <b>3,692,050</b>      | <b>55.1</b> | \$ <b>(116,184)</b> | <b>-3.5</b> |
| <b>Non-Personnel</b>             |                      |                  |                      |    |                       |             |                     |             |
| 54413 COMPUTER EQUIPMENT         | \$                   | 8,000            |                      | \$ | 7,637                 |             | \$ (363)            |             |
| 55512 ED. SUPPLY INVENTORY       | \$                   | 11,815           |                      | \$ | 14,815                |             | \$ 3,000            |             |
| 55520 GENERAL/OFFICE SUPPLY      | \$                   | 9,000            |                      | \$ | 9,000                 |             | \$ -                |             |
| 55531 TEXTBOOKS                  | \$                   | 12,000           |                      | \$ | 12,000                |             | \$ -                |             |
| 56605 FIELD TRIPS                | \$                   | 8,000            |                      | \$ | 8,000                 |             | \$ -                |             |
| 56684 GRADUATION                 | \$                   | 2,000            |                      | \$ | 2,000                 |             | \$ -                |             |
| <b>Total Non-Personnel</b>       | \$                   | <b>50,815</b>    |                      | \$ | <b>53,452</b>         |             | \$ <b>2,637</b>     |             |
| <b>Total General Funds</b>       | \$                   | <b>3,859,048</b> | <b>58.6</b>          | \$ | <b>3,745,502</b>      | <b>55.1</b> | \$ <b>(113,547)</b> | <b>-3.5</b> |
| <b>InterDistrict Funds</b>       |                      |                  |                      |    |                       |             |                     |             |
| <b>Total Interdistrict Funds</b> | \$                   | <b>-</b>         | <b>0</b>             | \$ | <b>-</b>              | <b>0</b>    | \$ <b>-</b>         | <b>0</b>    |
| <b>Special Funds</b>             |                      |                  |                      |    |                       |             |                     |             |
| CERTIFIED STAFF                  | \$                   | 122,803          | 2                    | \$ | 126,707               | 2           | \$ 3,904            | 0           |
| NON-CERTIFIED STAFF              | \$                   | 141,850          | 5                    | \$ | 141,850               | 5           | \$ -                | 0           |
| <b>Total Salaries</b>            | \$                   | <b>264,653</b>   | <b>7</b>             | \$ | <b>268,557</b>        | <b>7</b>    | \$ <b>3,904</b>     | <b>0</b>    |
| <b>Non-Personnel</b>             |                      |                  |                      |    |                       |             |                     |             |
| <b>Total Non-Personnel</b>       | \$                   | <b>-</b>         |                      | \$ | <b>-</b>              |             | \$ <b>-</b>         |             |
| <b>Total Special Funds</b>       | \$                   | <b>264,653</b>   | <b>7</b>             | \$ | <b>268,557</b>        | <b>7</b>    | \$ <b>3,904</b>     | <b>0</b>    |
| <b>Grand Total All Funds</b>     | \$                   | <b>4,123,701</b> | <b>65.6</b>          | \$ | <b>4,014,059</b>      | <b>62.1</b> | \$ <b>(109,643)</b> | <b>-3.5</b> |

Note: Due to estimated budget expenditures, this budget is subject to modifications(+/-).







# New Haven Public Schools

Cooperative Arts & Humanities Magnet High School  
 177 College Street New Haven, CT 06511  
 (475) 220-2400

Grades: 9-12

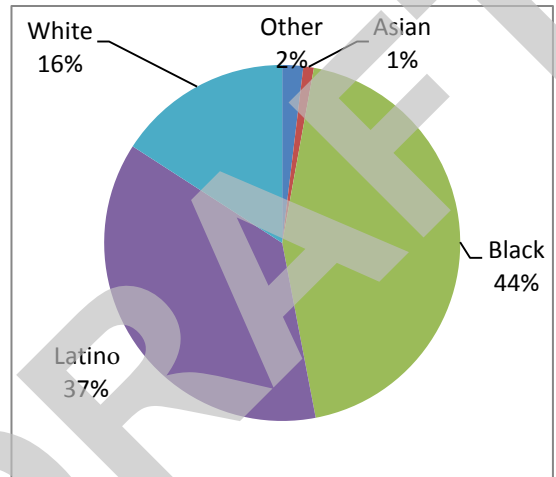
Enrollment: 630

## Student Performance

|      | 2016-17 | 2017-18 |
|------|---------|---------|
| Math | 17%     | 14%     |
| ELA  | 55%     | 45%     |

Percent of students achieving Proficient or better on Smarter Balanced Assessment in Grades 3-8 and/or SAT in Grade 11

## Student Demographics



## All Funds Budget Summary

|                            | Adjusted 18-19         | Proposed 19-20         |
|----------------------------|------------------------|------------------------|
| FT Personnel:              | \$ 4,685,036.00        | \$ 4,413,277.00        |
| Non-Personnel:             | \$ 450,686.00          | \$ 434,120.00          |
| <b>Total Expenditures:</b> | <b>\$ 5,135,722.00</b> | <b>\$ 4,847,397.00</b> |

English Language Learners: 5%  
 Special Education: 13%  
 Free and Reduced Lunch: 66%

At Cooperative Arts & Humanities Interdistrict Magnet High School, students celebrate the arts, humanity, & social justice.

This school celebrates and educates students in the arts and humanities, and prepares them for success in both college and career.

The faculty and staff are remarkably committed to inspiring, supporting and challenging all students during their four years in an investigative laboratory of self-discovery, social justice, and problem solving.

Every adult is invested in ensuring students graduate with the skills and stamina to be successful - whether they choose to pursue an artistic career, academic path or any other possibility.



"I gained a lot of confidence as an artist at Co-Op. My AP classes and honors English classes at Co-Op prepared me so well academically and Co-Op's diversity prepared me socially." - Caela, Graduate

## STAFFING & ENROLLMENT

| Certified Staff           |                 |                   | Enrollment     |                 |                   | Non-Certified Staff              |                 |                   |
|---------------------------|-----------------|-------------------|----------------|-----------------|-------------------|----------------------------------|-----------------|-------------------|
|                           | Actual<br>18/19 | Proposed<br>19/20 | Grade<br>Level | Actual<br>18/19 | Proposed<br>19/20 |                                  | Actual<br>18/19 | Proposed<br>19/20 |
| Principals                | 1               | 1                 | Pre-K          |                 |                   | Clerical Support                 | 2               | 2                 |
| Assistant Principals      | 1               | 1                 | K              |                 |                   | Paraprofessionals:<br>Grades K-1 |                 |                   |
| Pre-K School              | 0               | 0                 | 1              |                 |                   | Pre-K School                     |                 |                   |
| Grades K-6 Classroom      | 0               | 0                 | 2              |                 |                   | SPED Para                        | 1               | 1                 |
| Math                      | 7               | 5                 | 3              |                 |                   | Arts Director                    | 1               | 1                 |
| Bilingual/ESOL            |                 |                   | 4              |                 |                   | Youth & Family Support           | 2               | 2                 |
| Reading/Language Arts     |                 |                   | 5              |                 |                   | School Security                  | 2               | 2                 |
| Science                   | 6               | 5                 | 6              |                 |                   | Custodian                        | 2               | 2                 |
| Social Studies/History    | 5               | 5                 | 7              |                 |                   |                                  |                 |                   |
| English                   | 9               | 8                 | 8              |                 |                   |                                  |                 |                   |
| World Language            | 4               | 4                 | 9              | 164             | 160               |                                  |                 |                   |
| Art                       | 9               | 8                 | 10             | 162             | 160               |                                  |                 |                   |
| Music                     | 4               | 4                 | 11             | 168             | 157               |                                  |                 |                   |
| Career/Tech Ed            | 2               | 2                 | 12             | 136             | 164               |                                  |                 |                   |
| Physical Education        | 1               | 1                 |                |                 |                   |                                  |                 |                   |
| Library Media             | 0               | 0                 |                |                 |                   |                                  |                 |                   |
| Special Education         | 4               | 4                 |                |                 |                   |                                  |                 |                   |
| Speech                    | 0.2             | 0.2               |                |                 |                   |                                  |                 |                   |
| Coach - Math              |                 |                   |                |                 |                   |                                  |                 |                   |
| Coach - Literacy          |                 |                   |                |                 |                   |                                  |                 |                   |
| Other                     |                 |                   |                |                 |                   |                                  |                 |                   |
| School Counselor          | 2.5             | 2.5               |                |                 |                   |                                  |                 |                   |
| Social Worker             | 1               | 1                 |                |                 |                   |                                  |                 |                   |
| School Psychologist       | 0.4             | 0.4               |                |                 |                   |                                  |                 |                   |
| School Climate Specialist |                 |                   |                |                 |                   |                                  |                 |                   |
| <b>Total</b>              | <b>57.1</b>     | <b>52.1</b>       | <b>Total</b>   | <b>630</b>      | <b>641</b>        | <b>Total</b>                     | <b>10</b>       | <b>10</b>         |

|                       | Actual      | Proposed    |
|-----------------------|-------------|-------------|
| <b>Staffing Total</b> | <b>67.1</b> | <b>62.1</b> |

|  |             |             |
|--|-------------|-------------|
| <b>Instructional Staff:</b>              | <b>51.2</b> | <b>46.2</b> |
| <b>Students Per Instructional Staff:</b> | <b>12.3</b> | <b>13.9</b> |

Note: Due to estimated budget expenditures, this budget is subject to modifications(+/-).

|                                      | Adjusted<br>FY 18/19 |             | Proposed<br>FY 19/20 |             | Difference<br>(+ / -) |           |
|--------------------------------------|----------------------|-------------|----------------------|-------------|-----------------------|-----------|
| <b>General Funds</b>                 |                      |             |                      |             |                       |           |
| CERTIFIED STAFF                      | \$ 2,264,782         | 28.6        | \$ 1,960,648         | 23.6        | \$ (304,134)          | -5        |
| NON-CERTIFIED STAFF                  | \$ 249,856           | 6           | \$ 267,330           | 6           | \$ 17,474             | 0         |
| 50136 PART TIME STAFF                | \$ 18,585            |             | \$ 17,041            |             | \$ (1,544)            |           |
| <b>Total Salaries</b>                | <b>\$ 2,533,223</b>  | <b>34.6</b> | <b>\$ 2,245,019</b>  | <b>29.6</b> | <b>\$ (288,204)</b>   | <b>-5</b> |
| <b>Non-Personnel</b>                 |                      |             |                      |             |                       |           |
| 55512 ED. SUPPLY INVENTORY           | \$ 2,000             |             | \$ 2,036             |             | \$ 36                 |           |
| 55520 GENERAL/OFFICE SUPPLY          | \$ 6,000             |             | \$ 15,000            |             | \$ 9,000              |           |
| 55531 TEXTBOOKS                      | \$ 7,615             |             | \$ 7,615             |             | \$ -                  |           |
| 56694 OTHER CONTRACTUAL SERVICES     | \$ 19,231            |             | \$ 9,431             |             | \$ (9,800)            |           |
| <b>Total Non-Personnel</b>           | <b>\$ 34,846</b>     |             | <b>\$ 34,082</b>     |             | <b>\$ (764)</b>       |           |
| <b>Total General Funds</b>           | <b>\$ 2,568,069</b>  | <b>34.6</b> | <b>\$ 2,279,101</b>  | <b>29.6</b> | <b>\$ (288,968)</b>   | <b>-5</b> |
| <b>InterDistrict Funds</b>           |                      |             |                      |             |                       |           |
| CERTIFIED STAFF                      | \$ 1,924,025         | 28.5        | \$ 1,969,323         | 28.5        | \$ 45,298             | 0         |
| NON-CERTIFIED STAFF                  | \$ 127,788           | 4           | \$ 128,887           | 4           | \$ 1,099              | 0         |
| 50136 PART TIME STAFF                | \$ 100,000           |             | \$ 70,048            |             | \$ (29,952)           |           |
| <b>Total Salaries</b>                | <b>\$ 2,151,813</b>  | <b>32.5</b> | <b>\$ 2,168,258</b>  | <b>32.5</b> | <b>\$ 16,445</b>      | <b>0</b>  |
| <b>Non-Personnel</b>                 |                      |             |                      |             |                       |           |
| 55100 MATERIALS & SUPPLIES INSTRUCTN | \$ 40,802            |             | \$ 25,000            |             | \$ (15,802)           |           |
| 56697 OTHER PURCHASED SERVICES BOE   | \$ 375,038           |             | \$ 375,038           |             | \$ -                  |           |
| <b>Total Non-Personnel</b>           | <b>\$ 415,840</b>    |             | <b>\$ 400,038</b>    |             | <b>\$ (15,802)</b>    |           |
| <b>Total Interdistrict Funds</b>     | <b>\$ 2,567,653</b>  | <b>32.5</b> | <b>\$ 2,568,296</b>  | <b>32.5</b> | <b>\$ 643</b>         | <b>0</b>  |
| <b>Special Funds</b>                 |                      |             |                      |             |                       |           |
| <b>Total Special Funds</b>           | <b>\$ -</b>          | <b>0</b>    | <b>\$ -</b>          | <b>0</b>    | <b>\$ -</b>           | <b>0</b>  |
| <b>Grand Total All Funds</b>         | <b>\$ 5,135,722</b>  | <b>67.1</b> | <b>\$ 4,847,397</b>  | <b>62.1</b> | <b>\$ (288,325)</b>   | <b>-5</b> |

Note: Due to estimated budget expenditures, this budget is subject to modifications(+/-).





# New Haven Public Schools

Grades: PreK-8

Davis Street Arts & Academics Magnet School

35 Davis St. New Haven, CT 06515

(475) 220-7800

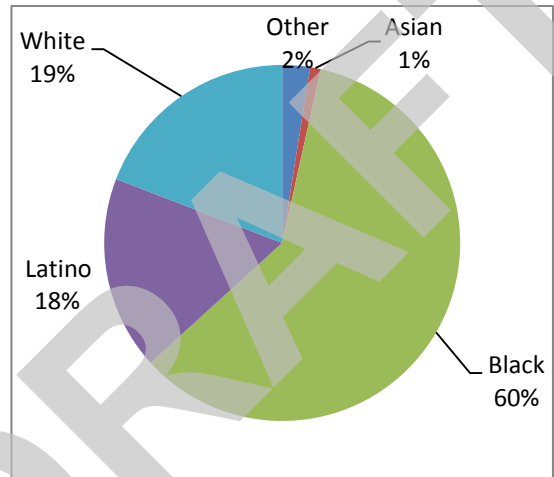
Enrollment: 517

## Student Performance

|      | 2016-17 | 2017-18 |
|------|---------|---------|
| Math | 29%     | 26%     |
| ELA  | 45%     | 47%     |

Percent of students achieving Proficient or better on Smarter Balanced Assessment in Grades 3-8 and/or SAT in Grade 11

## Student Demographics



## All Funds Budget Summary

|                            | Adjusted 18-19         | Proposed 19-20         |
|----------------------------|------------------------|------------------------|
| FT Personnel:              | \$ 3,400,427.00        | \$ 3,497,856.00        |
| Non-Personnel:             | \$ 382,849.00          | \$ 330,192.00          |
| <b>Total Expenditures:</b> | <b>\$ 3,783,276.00</b> | <b>\$ 3,828,048.00</b> |

|                            |     |
|----------------------------|-----|
| English Language Learners: | 2%  |
| Special Education:         | 11% |
| Free and Reduced Lunch:    | 58% |

At Davis, the left brain meets right.

Davis Academy knows that by always maintaining high expectations, students will gain the confidence to make their impact on the world.

At Davis excellent teachers craft engaging lessons, combining core content with engineering, technology, design thinking, and many artistic disciplines.

A student's journey begins with an introduction to drama, dance, visual arts, band, chorus and strings before committing to a focus in fifth grade.

At Davis, students will code and collaborate, create robots and design with humanity in mind. Join us, to help develop a better tomorrow.



"Our school is interactive. It's not just paper and pencil. It's hands on." - Lillian, Grade 5

## STAFFING & ENROLLMENT

| Certified Staff           |                 |                   | Enrollment     |                 |                   | Non-Certified Staff    |                 |                   |
|---------------------------|-----------------|-------------------|----------------|-----------------|-------------------|------------------------|-----------------|-------------------|
|                           | Actual<br>18/19 | Proposed<br>19/20 | Grade<br>Level | Actual<br>18/19 | Proposed<br>19/20 |                        | Actual<br>18/19 | Proposed<br>19/20 |
| Principals                | 1               | 1                 | <b>Pre-K</b>   | 60              | 60                | Clerical Support       | 1               | 1                 |
| Assistant Principals      | 1               | 1                 | <b>K</b>       | 51              | 51                | Paraprofessionals:     |                 |                   |
| Pre-K School              | 3               | 3                 | <b>1</b>       | 49              | 51                | Grades K-1             | 5               | 5                 |
| Grades K-6 Classroom      | 14              | 14                | <b>2</b>       | 52              | 49                | Pre-K School           | 7               | 7                 |
| Math                      | 1               | 1                 | <b>3</b>       | 53              | 52                | SPED Para              | 3               | 3                 |
| Bilingual/ESOL            |                 |                   | <b>4</b>       | 50              | 53                | Youth & Family Support |                 |                   |
| Reading/Language Arts     | 2               | 2                 | <b>5</b>       | 54              | 49                | School Security        | 1               | 1                 |
| Science                   | 1               | 1                 | <b>6</b>       | 49              | 54                | Custodian              | 2               | 2                 |
| Social Studies/History    | 1               | 1                 | <b>7</b>       | 54              | 49                |                        |                 |                   |
| English                   | 0               | 0                 | <b>8</b>       | 45              | 53                |                        |                 |                   |
| World Language            | 1               | 1                 | <b>9</b>       |                 |                   |                        |                 |                   |
| Art                       | 1               | 1                 | <b>10</b>      |                 |                   |                        |                 |                   |
| Music                     | 2               | 2                 | <b>11</b>      |                 |                   |                        |                 |                   |
| Career/Tech Ed            | 1               | 1                 | <b>12</b>      |                 |                   |                        |                 |                   |
| Physical Education        |                 |                   |                |                 |                   |                        |                 |                   |
| Library Media             | 0.5             | 0.5               |                |                 |                   |                        |                 |                   |
| Special Education         | 4               | 4                 |                |                 |                   |                        |                 |                   |
| Speech                    | 0.2             | 0.2               |                |                 |                   |                        |                 |                   |
| Coach - Math              | 1               | 1                 |                |                 |                   |                        |                 |                   |
| Coach - Literacy          | 1               | 1                 |                |                 |                   |                        |                 |                   |
| Other-Magnet Resource     | 2               | 2                 |                |                 |                   |                        |                 |                   |
| School Counselors         | 0.5             | 0.5               |                |                 |                   |                        |                 |                   |
| Social Worker             | 1               | 1                 |                |                 |                   |                        |                 |                   |
| School Psychologist       | 0.4             | 0.4               |                |                 |                   |                        |                 |                   |
| School Climate Specialist |                 |                   |                |                 |                   |                        |                 |                   |
| <b>Total</b>              | <b>39.6</b>     | <b>39.6</b>       | <b>Total</b>   | <b>517</b>      | <b>521</b>        | <b>Total</b>           | <b>19</b>       | <b>19</b>         |

|                       | Actual      | Proposed    |
|-----------------------|-------------|-------------|
| <b>Staffing Total</b> | <b>58.6</b> | <b>58.6</b> |

|  |             |             |
|--|-------------|-------------|
| <b>Instructional Staff:</b>              | <b>33.7</b> | <b>33.7</b> |
| <b>Students Per Instructional Staff:</b> | <b>15.3</b> | <b>15.5</b> |

*Note: Due to estimated budget expenditures, this budget is subject to modifications(+/-).*

|                                      | Adjusted<br>FY 18/19 |             | Proposed<br>FY 19/20 |             | Difference<br>(+ / -) |          |
|--------------------------------------|----------------------|-------------|----------------------|-------------|-----------------------|----------|
| <b>General Funds</b>                 |                      |             |                      |             |                       |          |
| CERTIFIED STAFF                      | \$ 1,086,346         | 13.6        | \$ 1,116,925         | 13.6        | \$ 30,579             | 0        |
| NON-CERTIFIED STAFF                  | \$ 264,653           | 7           | \$ 273,565           | 7           | \$ 8,912              | 0        |
| <b>Total Salaries</b>                | <b>\$ 1,350,999</b>  | <b>20.6</b> | <b>\$ 1,390,490</b>  | <b>20.6</b> | <b>\$ 39,491</b>      | <b>0</b> |
| <b>Non-Personnel</b>                 |                      |             |                      |             |                       |          |
| <b>Total Non-Personnel</b>           | <b>\$ -</b>          |             | <b>\$ -</b>          |             | <b>\$ -</b>           |          |
| <b>Total General Funds</b>           | <b>\$ 1,350,999</b>  | <b>20.6</b> | <b>\$ 1,390,490</b>  | <b>20.6</b> | <b>\$ 39,491</b>      | <b>0</b> |
| <b>InterDistrict Funds</b>           |                      |             |                      |             |                       |          |
| CERTIFIED STAFF                      | \$ 1,481,199         | 23          | \$ 1,520,165         | 23          | \$ 38,966             | 0        |
| NON-CERTIFIED STAFF                  | \$ 275,060           | 12          | \$ 275,060           | 12          | \$ -                  | 0        |
| <b>Total Salaries</b>                | <b>\$ 1,756,259</b>  | <b>35</b>   | <b>\$ 1,795,225</b>  | <b>35</b>   | <b>\$ 38,966</b>      | <b>0</b> |
| <b>Non-Personnel</b>                 |                      |             |                      |             |                       |          |
| <b>Total Non-Personnel</b>           | <b>\$ -</b>          |             | <b>\$ -</b>          |             | <b>\$ -</b>           |          |
| <b>Total Interdistrict Funds</b>     | <b>\$ 1,756,259</b>  | <b>35</b>   | <b>\$ 1,795,225</b>  | <b>35</b>   | <b>\$ 38,966</b>      | <b>0</b> |
| <b>Special Funds</b>                 |                      |             |                      |             |                       |          |
| CERTIFIED STAFF                      | \$ 209,794           | 3           | \$ 217,248           | 3           | \$ 7,454              | 0        |
| 50148 CURRICULUM DEVELOPMENT         | \$ 10,000            |             | \$ 10,000            |             | \$ -                  |          |
| 51809 HEALTH INSURANCE               | \$ 63,788            |             | \$ 73,142            |             | \$ 9,354              |          |
| 58852 FICA/MEDICARE EMPLOYER CONTRIB | \$ 7,747             |             | \$ 9,107             |             | \$ 1,360              |          |
| 59933 WORKERS COMPENSATION           | \$ 1,840             |             | \$ 2,644             |             | \$ 804                |          |
| <b>Total Salaries</b>                | <b>\$ 293,169</b>    | <b>3</b>    | <b>\$ 312,141</b>    | <b>3</b>    | <b>\$ 18,972</b>      | <b>0</b> |
| <b>Non-Personnel</b>                 |                      |             |                      |             |                       |          |
| 53330 BUSINESS TRAVEL                | \$ 43,338            |             | \$ 15,860            |             | \$ (27,478)           |          |
| 54411 EQUIPMENT                      | \$ 10,770            |             | \$ 12,470            |             | \$ 1,700              |          |
| 54413 COMPUTER EQUIPMENT             | \$ 75,932            |             | \$ 76,604            |             | \$ 672                |          |
| 55100 MATERIALS & SUPPLIES INSTRUCTN | \$ 42,250            |             | \$ 47,250            |             | \$ 5,000              |          |
| 55574 OTHER MATERIALS & SUPPLIES     | \$ 3,000             |             | \$ 3,000             |             | \$ -                  |          |
| 55576 OTHER                          | \$ 15,000            |             | \$ 10,000            |             | \$ (5,000)            |          |
| 56694 OTHER CONTRACTUAL SERVICES     | \$ 121,508           |             | \$ 125,008           |             | \$ 3,500              |          |
| 56904 TUTORS                         | \$ 71,051            |             | \$ 40,000            |             | \$ (31,051)           |          |
| <b>Total Non-Personnel</b>           | <b>\$ 382,849</b>    |             | <b>\$ 330,192</b>    |             | <b>\$ (52,657)</b>    |          |
| <b>Total Special Funds</b>           | <b>\$ 676,018</b>    | <b>3</b>    | <b>\$ 642,333</b>    | <b>3</b>    | <b>\$ (33,685)</b>    | <b>0</b> |
| <b>Grand Total All Funds</b>         | <b>\$ 3,783,276</b>  | <b>58.6</b> | <b>\$ 3,828,048</b>  | <b>58.6</b> | <b>\$ 44,772</b>      | <b>0</b> |

Note: Due to estimated budget expenditures, this budget is subject to modifications(+/-).





# New Haven Public Schools

Dr. Reginald Mayo Early Learning Center  
 185 Goffe Street New Haven, CT 06511  
 (475) 220-7900

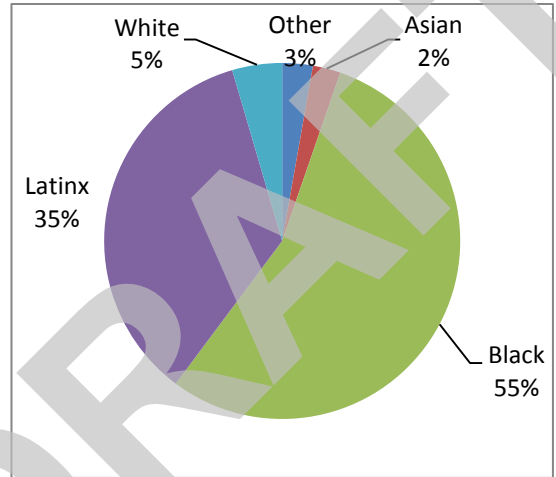
Grades: PreK

Enrollment: 397

## All Funds Budget Summary

|                            | Adjusted 18-19         | Proposed 19-20         |
|----------------------------|------------------------|------------------------|
| FT Personnel:              | \$ 3,125,392.00        | \$ 3,196,205.00        |
| Non-Personnel:             | \$ 20,463.00           | \$ 28,529.00           |
| <b>Total Expenditures:</b> | <b>\$ 3,145,855.00</b> | <b>\$ 3,224,734.00</b> |

## Student Demographics



English Language Learners: 0%  
 Special Education: 21%  
 Free and Reduced Lunch: 57%

Dr. Reginald Mayo Early Childhood Center provides hands-on learning opportunities for children 2.9 thru 4 years old.

It is the belief of this school that quality instruction and investigation are essential to inspire curiosity, independence and a life-long love of learning.

This school enrolls 488 students and has 28 classrooms, which include 6 self-contained special education and two bi-lingual classrooms.

Students thrive via inquiry and hands on learning at the Dr. Reginald Mayo Early Childhood Center.



Students hard at work at Dr. Reginald Mayo Early Learning Center.

## STAFFING & ENROLLMENT

| Certified Staff           |                 |                   | Enrollment     |                 |                   | Non-Certified Staff    |                 |                   |
|---------------------------|-----------------|-------------------|----------------|-----------------|-------------------|------------------------|-----------------|-------------------|
|                           | Actual<br>18/19 | Proposed<br>19/20 | Grade<br>Level | Actual<br>18/19 | Proposed<br>19/20 |                        | Actual<br>18/19 | Proposed<br>19/20 |
| Principals                | 1               | 1                 | <b>Pre-K</b>   | 398             | 386               | Clerical Support       |                 |                   |
| Assistant Principals      | 1               | 1                 | <b>K</b>       |                 |                   | Paraprofessionals:     |                 |                   |
| Pre-K School              | 19              | 19                | <b>1</b>       |                 |                   | Grades K-1             |                 |                   |
| Grades K-6 Classroom      |                 |                   | <b>2</b>       |                 |                   | Pre-K School           | 22              | 22                |
| Math                      |                 |                   | <b>3</b>       |                 |                   | SPED Para              | 6               | 6                 |
| Bilingual/ESOL            | 1               | 1                 | <b>4</b>       |                 |                   | Social Worker          | 4               | 4                 |
| Reading/Language Arts     |                 |                   | <b>5</b>       |                 |                   | BOE Nurses             | 2               | 2                 |
| Science                   |                 |                   | <b>6</b>       |                 |                   | Youth & Family Support | 5               | 5                 |
| Social Studies/History    |                 |                   | <b>7</b>       |                 |                   | School Security        | 1               | 1                 |
| English                   |                 |                   | <b>8</b>       |                 |                   | Custodian              | 1               | 1                 |
| World Language            |                 |                   | <b>9</b>       |                 |                   |                        |                 |                   |
| Art                       |                 |                   | <b>10</b>      |                 |                   |                        |                 |                   |
| Music                     | 1               | 1                 | <b>11</b>      |                 |                   |                        |                 |                   |
| Career/Tech Ed            |                 |                   | <b>12</b>      |                 |                   |                        |                 |                   |
| Physical Education        | 1               | 1                 |                |                 |                   |                        |                 |                   |
| Library Media             |                 |                   |                |                 |                   |                        |                 |                   |
| Special Education         | 3               | 3                 |                |                 |                   |                        |                 |                   |
| Speech                    |                 |                   |                |                 |                   |                        |                 |                   |
| Coach - Math              |                 |                   |                |                 |                   |                        |                 |                   |
| Coach - Literacy          | 2               | 2                 |                |                 |                   |                        |                 |                   |
| Guidance                  |                 |                   |                |                 |                   |                        |                 |                   |
| Other                     |                 |                   |                |                 |                   |                        |                 |                   |
| School Counselors         |                 |                   |                |                 |                   |                        |                 |                   |
| Social Worker             | 0               | 0                 |                |                 |                   |                        |                 |                   |
| School Psychologist       |                 |                   |                |                 |                   |                        |                 |                   |
| School Climate Specialist |                 |                   |                |                 |                   |                        |                 |                   |
| <b>Total</b>              | <b>29</b>       | <b>29</b>         | <b>Total</b>   | <b>398</b>      | <b>386</b>        | <b>Total</b>           | <b>41</b>       | <b>41</b>         |

|                       | Actual    | Proposed  |
|-----------------------|-----------|-----------|
| <b>Staffing Total</b> | <b>70</b> | <b>70</b> |

|  |             |             |
|--|-------------|-------------|
| <b>Instructional Staff:</b>              | <b>27</b>   | <b>27</b>   |
| <b>Students Per Instructional Staff:</b> | <b>14.7</b> | <b>14.3</b> |

*Note: Due to estimated budget expenditures, this budget is subject to modifications(+/-).*



|                                      | Adjusted<br>FY 18/19 |           | Proposed<br>FY 19/20 |           | Difference<br>(+ / -) |          |
|--------------------------------------|----------------------|-----------|----------------------|-----------|-----------------------|----------|
| <b>General Funds</b>                 |                      |           |                      |           |                       |          |
| CERTIFIED STAFF                      | \$ 1,160,092         | 16        | \$ 1,194,775         | 16        | \$ 34,683             | 0        |
| NON-CERTIFIED STAFF                  | \$ 146,944           | 4         | \$ 155,597           | 4         | \$ 8,653              | 0        |
| 50136 PART TIME STAFF                | \$ 20,462            |           | \$ 16,264            |           | \$ (4,198)            |          |
| <b>Total Salaries</b>                | <b>\$ 1,327,498</b>  | <b>20</b> | <b>\$ 1,366,636</b>  | <b>20</b> | <b>\$ 39,138</b>      | <b>0</b> |
| <b>Non-Personnel</b>                 |                      |           |                      |           |                       |          |
| 53310 MILEAGE                        | \$ 200               |           | \$ 300               |           | \$ 100                |          |
| 53330 BUSINESS TRAVEL                | \$ 1,263             |           | \$ 1,250             |           | \$ (13)               |          |
| 54411 EQUIPMENT                      | \$ 2,000             |           | \$ 2,000             |           | \$ -                  |          |
| 54415 FURNITURE                      | \$ 1,000             |           | \$ 2,000             |           | \$ 1,000              |          |
| 55100 MATERIALS & SUPPLIES INSTRUCTN | \$ 8,000             |           | \$ 14,979            |           | \$ 6,979              |          |
| 55101 MATERIALS & SUPPLIES ADMIN     | \$ 500               |           | \$ 500               |           | \$ -                  |          |
| 55520 GENERAL/OFFICE SUPPLY          | \$ 5,000             |           | \$ 5,000             |           | \$ -                  |          |
| 56694 OTHER CONTRACTUAL SERVICES     | \$ 2,500             |           | \$ 2,500             |           | \$ -                  |          |
| <b>Total Non-Personnel</b>           | <b>\$ 20,463</b>     |           | <b>\$ 28,529</b>     |           | <b>\$ 8,066</b>       |          |
| <b>Total General Funds</b>           | <b>\$ 1,347,961</b>  | <b>20</b> | <b>\$ 1,395,165</b>  | <b>20</b> | <b>\$ 47,204</b>      | <b>0</b> |
| <b>InterDistrict Funds</b>           |                      |           |                      |           |                       |          |
| <b>Total Interdistrict Funds</b>     | <b>\$ -</b>          | <b>0</b>  | <b>\$ -</b>          | <b>0</b>  | <b>\$ -</b>           | <b>0</b> |
| <b>Special Funds</b>                 |                      |           |                      |           |                       |          |
| CERTIFIED STAFF                      | \$ 768,161           | 13        | \$ 793,558           | 13        | \$ 25,397             | 0        |
| NON-CERTIFIED STAFF                  | \$ 1,029,733         | 37        | \$ 1,036,011         | 37        | \$ 6,278              | 0        |
| <b>Total Salaries</b>                | <b>\$ 1,797,894</b>  | <b>50</b> | <b>\$ 1,829,569</b>  | <b>50</b> | <b>\$ 31,675</b>      | <b>0</b> |
| <b>Non-Personnel</b>                 |                      |           |                      |           |                       |          |
| <b>Total Non-Personnel</b>           | <b>\$ -</b>          |           | <b>\$ -</b>          |           | <b>\$ -</b>           |          |
| <b>Total Special Funds</b>           | <b>\$ 1,797,894</b>  | <b>50</b> | <b>\$ 1,829,569</b>  | <b>50</b> | <b>\$ 31,675</b>      | <b>0</b> |
| <b>Grand Total All Funds</b>         | <b>\$ 3,145,855</b>  | <b>70</b> | <b>\$ 3,224,734</b>  | <b>70</b> | <b>\$ 78,879</b>      | <b>0</b> |

*Note: Due to estimated budget expenditures, this budget is subject to modifications(+/-).*





**STAFFING & ENROLLMENT**

| Certified Staff            |                 |                   | Enrollment     |                 |                   | Non-Certified Staff       |                 |                   |
|----------------------------|-----------------|-------------------|----------------|-----------------|-------------------|---------------------------|-----------------|-------------------|
|                            | Actual<br>18/19 | Proposed<br>19/20 | Grade<br>Level | Actual<br>18/19 | Proposed<br>19/20 |                           | Actual<br>18/19 | Proposed<br>19/20 |
| Principals                 | 1               | 1                 | Pre-K          | 66              | 73                | Clerical Support          |                 |                   |
| Assistant Principals       |                 |                   | K              | 33              | 36                | Paraprofessionals:        |                 |                   |
| Pre-K School               |                 |                   | 1              | 29              | 25                | Grades K-1                | 1               | 1                 |
| Grades K-6 Classroom       | 8               | 10                | 2              | 31              | 27                | Pre-K School              |                 |                   |
| Math                       |                 |                   | 3              | 18              | 27                | SPED Para                 |                 |                   |
| Bilingual/ESOL             |                 |                   | 4              | 21              | 21                | School Climate Specialist |                 |                   |
| Reading/Language Arts      |                 |                   | 5              |                 | 21                | Youth & Family Support    |                 |                   |
| Science                    |                 |                   | 6              |                 |                   |                           |                 |                   |
| Social Studies/History     |                 |                   | 7              |                 |                   |                           |                 |                   |
| English                    |                 |                   | 8              |                 |                   |                           |                 |                   |
| World Language             |                 |                   | 9              |                 |                   |                           |                 |                   |
| Art                        |                 |                   | 10             |                 |                   |                           |                 |                   |
| Music                      |                 |                   | 11             |                 |                   |                           |                 |                   |
| Career/Tech Ed             |                 |                   | 12             |                 |                   |                           |                 |                   |
| Physical Education         |                 |                   |                |                 |                   |                           |                 |                   |
| Library Media              |                 |                   |                |                 |                   |                           |                 |                   |
| Special Education          |                 |                   |                |                 |                   |                           |                 |                   |
| Speech                     |                 |                   |                |                 |                   |                           |                 |                   |
| Coach - Math               |                 |                   |                |                 |                   |                           |                 |                   |
| Coach - Literacy           |                 |                   |                |                 |                   |                           |                 |                   |
| Other- Instructional Coach | 0               | 1                 |                |                 |                   |                           |                 |                   |
| School Counselor           |                 |                   |                |                 |                   |                           |                 |                   |
| Social Worker              | 1               | 1                 |                |                 |                   |                           |                 |                   |
| School Psychologist        |                 |                   |                |                 |                   |                           |                 |                   |
| <b>Total</b>               | <b>10</b>       | <b>13</b>         | <b>Total</b>   | <b>198</b>      | <b>230</b>        | <b>Total</b>              | <b>1</b>        | <b>1</b>          |

|                       | Actual    | Proposed  |
|-----------------------|-----------|-----------|
| <b>Staffing Total</b> | <b>11</b> | <b>14</b> |

|  |             |             |
|--|-------------|-------------|
| <b>Instructional Staff:</b>              | <b>8</b>    | <b>11</b>   |
| <b>Students Per Instructional Staff:</b> | <b>24.8</b> | <b>20.9</b> |

Note: Due to estimated budget expenditures, this budget is subject to modifications(+/-).

|                                  | Adjusted<br>FY 18/19 |           | Proposed<br>FY 19/20 |           | Difference<br>(+ / -) |          |
|----------------------------------|----------------------|-----------|----------------------|-----------|-----------------------|----------|
| <b>General Funds</b>             |                      |           |                      |           |                       |          |
| CERTIFIED STAFF                  | \$ 106,274           | 2         | \$ 181,846           | 3         | \$ 75,572             | 1        |
| NON-CERTIFIED STAFF              | \$ 22,313            | 1         | \$ 22,313            | 1         | \$ -                  | 0        |
| <b>Total Salaries</b>            | <b>\$ 128,587</b>    | <b>3</b>  | <b>\$ 204,159</b>    | <b>4</b>  | <b>\$ 75,572</b>      | <b>1</b> |
| <b>Non-Personnel</b>             |                      |           |                      |           |                       |          |
| <b>Total Non-Personnel</b>       | \$ -                 |           | \$ -                 |           | \$ -                  |          |
| <b>Total General Funds</b>       | <b>\$ 128,587</b>    | <b>3</b>  | <b>\$ 204,159</b>    | <b>4</b>  | <b>\$ 75,572</b>      | <b>1</b> |
| <b>InterDistrict Funds</b>       |                      |           |                      |           |                       |          |
| <b>Total Interdistrict Funds</b> | \$ -                 | 0         | \$ -                 | 0         | \$ -                  | 0        |
| <b>Special Funds</b>             |                      |           |                      |           |                       |          |
| CERTIFIED STAFF                  | \$ 499,387           | 8         | \$ 716,446           | 10        | \$ 217,059            | 2        |
| <b>Total Salaries</b>            | <b>\$ 499,387</b>    | <b>8</b>  | <b>\$ 716,446</b>    | <b>10</b> | <b>\$ 217,059</b>     | <b>2</b> |
| <b>Non-Personnel</b>             |                      |           |                      |           |                       |          |
| <b>Total Non-Personnel</b>       | \$ -                 |           | \$ -                 |           | \$ -                  |          |
| <b>Total Special Funds</b>       | <b>\$ 499,387</b>    | <b>8</b>  | <b>\$ 716,446</b>    | <b>10</b> | <b>\$ 217,059</b>     | <b>2</b> |
| <b>Grand Total All Funds</b>     | <b>\$ 627,974</b>    | <b>11</b> | <b>\$ 920,605</b>    | <b>14</b> | <b>\$ 292,631</b>     | <b>3</b> |

Note: Due to estimated budget expenditures, this budget is subject to modifications(+/-).





# New Haven Public Schools

Engineering & Science University Magnet School  
 500 Boston Post Road West Haven, CT 06516  
 (475) 220-6000

Grades: 6-12

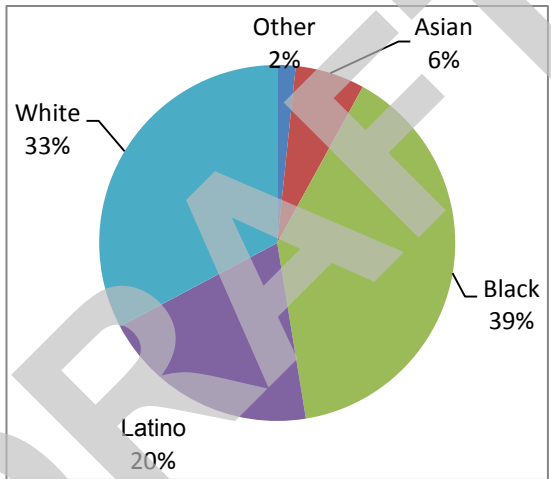
Enrollment: 601

## Student Performance

|      | 2016-17 | 2017-18 |
|------|---------|---------|
| Math | 48%     | 53%     |
| ELA  | 61%     | 68%     |

Percent of students achieving Proficient or better on Smarter Balanced Assessment in Grades 3-8 and/or SAT in Grade 11

## Student Demographics



## All Funds Budget Summary

|                            | Adjusted 18-19         | Proposed 19-20         |
|----------------------------|------------------------|------------------------|
| FT Personnel:              | \$ 4,918,996.00        | \$ 5,069,991.00        |
| Non-Personnel:             | \$ 108,083.00          | \$ 91,582.00           |
| <b>Total Expenditures:</b> | <b>\$ 5,027,079.00</b> | <b>\$ 5,161,573.00</b> |

|                            |     |
|----------------------------|-----|
| English Language Learners: | 2%  |
| Special Education:         | 6%  |
| Free and Reduced Lunch:    | 39% |

At Engineering & Science University Magnet, young technical minds and imaginations are ignited!

Engineering and Science University Magnet School (ESUMS) is a public college preparatory middle and high school serving Grades 6-12.

Here, students are challenged early on to imagine, investigate, and invent while preparing for demanding science, technology, engineering and math programs at a collegiate level.

ESUMS students engage in helping to build their own curriculum with hands-on and "minds-on" activities and assessments, thereby creating the highly skilled, self-initiating, technical problem-solvers that today's society demands.



"Being at ESUMS since 6th grade has truly taught me how to balance my academic and social life successfully. I can honestly say that as I start my journey to college next year I am totally prepared." - Kayla, Grade 12

## STAFFING & ENROLLMENT

| Certified Staff           |                 |                   | Enrollment     |                 |                   | Non-Certified Staff    |                 |                   |
|---------------------------|-----------------|-------------------|----------------|-----------------|-------------------|------------------------|-----------------|-------------------|
|                           | Actual<br>18/19 | Proposed<br>19/20 | Grade<br>Level | Actual<br>18/19 | Proposed<br>19/20 |                        | Actual<br>18/19 | Proposed<br>19/20 |
| Principals                | 1               | 1                 | <b>Pre-K</b>   |                 |                   | Clerical Support       | 2               | 2                 |
| Assistant Principals      | 1               | 1                 | <b>K</b>       |                 |                   | Paraprofessionals:     |                 |                   |
| Pre-K School              | 0               | 0                 | <b>1</b>       |                 |                   | Grades K-1             | 0               | 0                 |
| Grades K-6 Classroom      | 0               | 0                 | <b>2</b>       |                 |                   | Pre-K School           | 0               | 0                 |
| Math                      | 9               | 9                 | <b>3</b>       |                 |                   | SPED Para              | 1               | 1                 |
| Bilingual/ESOL            | 0.4             | 0.4               | <b>4</b>       |                 |                   | Youth & Family Support | 0               | 0                 |
| Reading/Language Arts     | 2               | 2                 | <b>5</b>       |                 |                   | School Security        | 2               | 2                 |
| Science                   | 7               | 7                 | <b>6</b>       | 84              | 82                | Custodian              | 2               | 2                 |
| Social Studies/History    | 5               | 5                 | <b>7</b>       | 88              | 82                |                        |                 |                   |
| English                   | 5               | 5                 | <b>8</b>       | 89              | 87                |                        |                 |                   |
| World Language            | 5               | 5                 | <b>9</b>       | 92              | 89                |                        |                 |                   |
| Art                       | 2               | 2                 | <b>10</b>      | 88              | 88                |                        |                 |                   |
| Music                     | 1               | 1                 | <b>11</b>      | 87              | 88                |                        |                 |                   |
| Career/Tech Ed            | 5               | 5                 | <b>12</b>      | 73              | 86                |                        |                 |                   |
| Physical Education        | 2               | 2                 |                |                 |                   |                        |                 |                   |
| Library Media             |                 |                   |                |                 |                   |                        |                 |                   |
| Special Education         | 3               | 3                 |                |                 |                   |                        |                 |                   |
| Speech                    | 0.2             | 0.2               |                |                 |                   |                        |                 |                   |
| Coach - Math              | 1               | 1                 |                |                 |                   |                        |                 |                   |
| Coach - Literacy          | 1               | 1                 |                |                 |                   |                        |                 |                   |
| Coach-Other               | 1               | 1                 |                |                 |                   |                        |                 |                   |
| Other-Engineering         | 7               | 7                 |                |                 |                   |                        |                 |                   |
| Other-Magnet Resource     | 1               | 1                 |                |                 |                   |                        |                 |                   |
| School Counselor          | 2.5             | 2.5               |                |                 |                   |                        |                 |                   |
| Social Worker             | 1               | 1                 |                |                 |                   |                        |                 |                   |
| School Psychologist       | 0.4             | 0.4               |                |                 |                   |                        |                 |                   |
| School Climate Specialist |                 |                   |                |                 |                   |                        |                 |                   |
| <b>Total</b>              | <b>63.5</b>     | <b>63.5</b>       | <b>Total</b>   | <b>601</b>      | <b>602</b>        | <b>Total</b>           | <b>7</b>        | <b>7</b>          |

|                       | Actual      | Proposed    |
|-----------------------|-------------|-------------|
| <b>Staffing Total</b> | <b>70.5</b> | <b>70.5</b> |

|  |             |             |
|--|-------------|-------------|
| <b>Instructional Staff:</b>              | <b>56.6</b> | <b>56.6</b> |
| <b>Students Per Instructional Staff:</b> | <b>10.6</b> | <b>10.6</b> |

*Note: Due to estimated budget expenditures, this budget is subject to modifications(+/-).*

|                                      | Adjusted<br>FY 18/19 |                  | Proposed<br>FY 19/20 |           | Difference<br>(+ / -) |             |           |                  |           |
|--------------------------------------|----------------------|------------------|----------------------|-----------|-----------------------|-------------|-----------|------------------|-----------|
| <b>General Funds</b>                 |                      |                  |                      |           |                       |             |           |                  |           |
| CERTIFIED STAFF                      | \$                   | 1,904,519        | 23.5                 | \$        | 1,744,432             | 20.5        | \$        | (160,087)        | -3        |
| NON-CERTIFIED STAFF                  | \$                   | 243,071          | 6                    | \$        | 260,378               | 6           | \$        | 17,307           | 0         |
| 50136 PART TIME STAFF                | \$                   | 12,940           |                      | \$        | 12,791                |             | \$        | (149)            |           |
| <b>Total Salaries</b>                | <b>\$</b>            | <b>2,160,530</b> | <b>29.5</b>          | <b>\$</b> | <b>2,017,601</b>      | <b>26.5</b> | <b>\$</b> | <b>(142,929)</b> | <b>-3</b> |
| <b>Non-Personnel</b>                 |                      |                  |                      |           |                       |             |           |                  |           |
| 55512 ED. SUPPLY INVENTORY           | \$                   | 7,000            |                      | \$        | 7,000                 |             | \$        | -                |           |
| 55520 GENERAL/OFFICE SUPPLY          | \$                   | 3,000            |                      | \$        | 3,000                 |             | \$        | -                |           |
| 55531 TEXTBOOKS                      | \$                   | 6,629            |                      | \$        | 6,629                 |             | \$        | -                |           |
| 56694 OTHER CONTRACTUAL SERVICES     | \$                   | 7,633            |                      | \$        | 3,953                 |             | \$        | (3,680)          |           |
| <b>Total Non-Personnel</b>           | <b>\$</b>            | <b>24,262</b>    |                      | <b>\$</b> | <b>20,582</b>         |             | <b>\$</b> | <b>(3,680)</b>   |           |
| <b>Total General Funds</b>           | <b>\$</b>            | <b>2,184,792</b> | <b>29.5</b>          | <b>\$</b> | <b>2,038,183</b>      | <b>26.5</b> | <b>\$</b> | <b>(146,609)</b> | <b>-3</b> |
| <b>InterDistrict Funds</b>           |                      |                  |                      |           |                       |             |           |                  |           |
| CERTIFIED STAFF                      | \$                   | 2,551,867        | 39                   | \$        | 2,624,268             | 39          | \$        | 72,401           | 0         |
| 50136 PART TIME STAFF                | \$                   | 135,385          |                      | \$        | 145,000               |             | \$        | 9,615            |           |
| <b>Total Salaries</b>                | <b>\$</b>            | <b>2,687,252</b> | <b>39</b>            | <b>\$</b> | <b>2,769,268</b>      | <b>39</b>   | <b>\$</b> | <b>82,016</b>    | <b>0</b>  |
| <b>Non-Personnel</b>                 |                      |                  |                      |           |                       |             |           |                  |           |
| 54411 EQUIPMENT                      | \$                   | 495              |                      | \$        | 3,000                 |             | \$        | 2,505            |           |
| 55100 MATERIALS & SUPPLIES INSTRUCTN | \$                   | 27,342           |                      | \$        | 10,000                |             | \$        | (17,342)         |           |
| 55101 MATERIALS & SUPPLIES ADMIN     | \$                   | 342              |                      | \$        | 10,000                |             | \$        | 9,658            |           |
| 55531 TEXTBOOKS                      | \$                   | 22,342           |                      | \$        | 10,000                |             | \$        | (12,342)         |           |
| 56694 OTHER CONTRACTUAL SERVICES     | \$                   | 15,675           |                      | \$        | 16,000                |             | \$        | 325              |           |
| 56697 OTHER PURCHASED SERVICES BOE   | \$                   | 17,625           |                      | \$        | 22,000                |             | \$        | 4,375            |           |
| <b>Total Non-Personnel</b>           | <b>\$</b>            | <b>83,821</b>    |                      | <b>\$</b> | <b>71,000</b>         |             | <b>\$</b> | <b>(12,821)</b>  |           |
| <b>Total Interdistrict Funds</b>     | <b>\$</b>            | <b>2,771,073</b> | <b>39</b>            | <b>\$</b> | <b>2,840,268</b>      | <b>39</b>   | <b>\$</b> | <b>69,195</b>    | <b>0</b>  |
| <b>Special Funds</b>                 |                      |                  |                      |           |                       |             |           |                  |           |
| CERTIFIED STAFF                      | \$                   | 48,901           | 1                    | \$        | 50,440                | 1           | \$        | 1,539            | 0         |
| NON-CERTIFIED STAFF                  | \$                   | 22,313           | 1                    | \$        | 22,313                | 1           | \$        | -                | 0         |
| <b>Total Salaries</b>                | <b>\$</b>            | <b>71,214</b>    | <b>2</b>             | <b>\$</b> | <b>72,753</b>         | <b>2</b>    | <b>\$</b> | <b>1,539</b>     | <b>0</b>  |
| <b>Non-Personnel</b>                 |                      |                  |                      |           |                       |             |           |                  |           |
| <b>Total Non-Personnel</b>           | <b>\$</b>            | <b>-</b>         |                      | <b>\$</b> | <b>-</b>              |             | <b>\$</b> | <b>-</b>         |           |
| <b>Total Special Funds</b>           | <b>\$</b>            | <b>71,214</b>    | <b>2</b>             | <b>\$</b> | <b>72,753</b>         | <b>2</b>    | <b>\$</b> | <b>1,539</b>     | <b>0</b>  |
| <b>Grand Total All Funds</b>         | <b>\$</b>            | <b>5,027,079</b> | <b>70.5</b>          | <b>\$</b> | <b>4,951,204</b>      | <b>67.5</b> | <b>\$</b> | <b>(75,875)</b>  | <b>-3</b> |

Note: Due to estimated budget expenditures, this budget is subject to modifications(+/-).

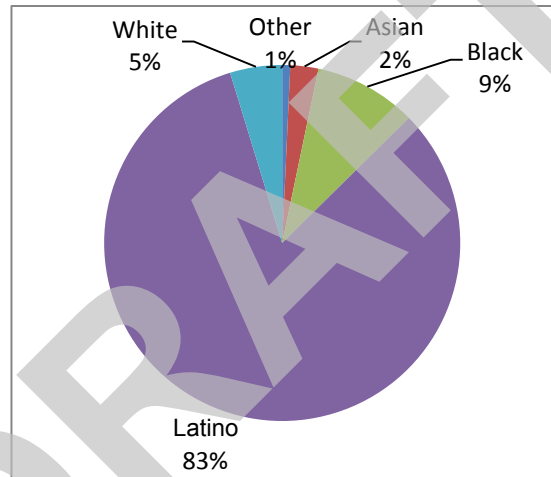


### Student Performance

|      | 2016-17 | 2017-18 |
|------|---------|---------|
| Math | 6%      | 8%      |
| ELA  | 11%     | 17%     |

Percent of students achieving Proficient or better on Smarter Balanced Assessment in Grades 3-8 and/or SAT in Grade 11

### Student Demographics



### All Funds Budget Summary

|                            | Adjusted 18-19         | Proposed 19-20         |
|----------------------------|------------------------|------------------------|
| FT Personnel:              | \$ 5,447,105.00        | \$ 5,513,112.00        |
| Non-Personnel:             | \$ 966,255.00          | \$ 616,614.00          |
| <b>Total Expenditures:</b> | <b>\$ 6,413,360.00</b> | <b>\$ 6,129,726.00</b> |

|                            |     |
|----------------------------|-----|
| English Language Learners: | 54% |
| Special Education:         | 12% |
| Free and Reduced Lunch:    | 72% |

At Fair Haven, learning in two languages comes to life!

At Fair Haven students explore and learn to become successful and productive community members through being respectful, purposeful and safe.

The school's ultimate goal is for every child to elevate their life and leave our school bilingual, biliterate and bicultural (Spanish/English). In order to accomplish this, we make intentional decisions around planning and instruction while developing and nurturing the social-emotional well-being of each student.

We believe that every child is capable of reaching extraordinary heights and we are excited to help our students excel to accomplish their dreams.

Hence our slogan *"elevate your thinking, elevate your life!"*



*"Our school is the best because we get to learn in English and in Spanish. We get to learn in fun ways and we love our teachers." - Leilany, Kindergarten*

## STAFFING & ENROLLMENT

| Certified Staff           |                 |                   | Enrollment     |                 |                   | Non-Certified Staff    |                 |                   |
|---------------------------|-----------------|-------------------|----------------|-----------------|-------------------|------------------------|-----------------|-------------------|
|                           | Actual<br>18/19 | Proposed<br>19/20 | Grade<br>Level | Actual<br>18/19 | Proposed<br>19/20 |                        | Actual<br>18/19 | Proposed<br>19/20 |
| Principals                | 1               | 1                 | <b>Pre-K</b>   |                 |                   | Clerical Support       | 2               | 2                 |
| Assistant Principals      | 2               | 2                 | <b>K</b>       | 86              | 70                | Paraprofessionals:     |                 |                   |
| Pre-K School              |                 |                   | <b>1</b>       | 75              | 85                | Grades K-1             | 9               | 9                 |
| Grades K-6 Classroom      | 21              | 21                | <b>2</b>       | 82              | 74                | Pre-K School           | 1               | 1                 |
| Math                      | 1               | 1                 | <b>3</b>       | 81              | 78                | SPED Para              | 2               | 2                 |
| Bilingual/ESOL            | 13              | 13                | <b>4</b>       | 89              | 86                | New Comers             | 2               | 2                 |
| Reading/Language Arts     | 1               | 1                 | <b>5</b>       | 95              | 87                | Youth & Family Support | 0               | 0                 |
| Science                   | 2               | 2                 | <b>6</b>       | 100             | 109               | School Security        | 1               | 1                 |
| Social Studies/History    | 1               | 1                 | <b>7</b>       | 93              | 98                | Custodian              | 2               | 2                 |
| English                   | 2               | 2                 | <b>8</b>       | 91              | 93                |                        |                 |                   |
| World Language            | 1               | 1                 | <b>9</b>       |                 |                   |                        |                 |                   |
| Art                       | 4               | 4                 | <b>10</b>      |                 |                   |                        |                 |                   |
| Music                     | 2               | 2                 | <b>11</b>      |                 |                   |                        |                 |                   |
| Career/Tech Ed            |                 |                   | <b>12</b>      |                 |                   |                        |                 |                   |
| Physical Education        | 3               | 3                 |                |                 |                   |                        |                 |                   |
| Library Media             | 1               | 1                 |                |                 |                   |                        |                 |                   |
| Special Education         | 8               | 8                 |                |                 |                   |                        |                 |                   |
| Speech                    | 0.4             | 0.4               |                |                 |                   |                        |                 |                   |
| Coach - Math              | 1               | 1                 |                |                 |                   |                        |                 |                   |
| Coach - Literacy          | 1               | 1                 |                |                 |                   |                        |                 |                   |
| Other                     |                 |                   |                |                 |                   |                        |                 |                   |
| School Counselor          | 1               | 1                 |                |                 |                   |                        |                 |                   |
| Social Worker             | 1               | 1                 |                |                 |                   |                        |                 |                   |
| School Psychologist       | 1               | 1                 |                |                 |                   |                        |                 |                   |
| School Climate Specialist |                 |                   |                |                 |                   |                        |                 |                   |
| <b>Total</b>              | <b>68.4</b>     | <b>68.4</b>       | <b>Total</b>   | <b>792</b>      | <b>780</b>        | <b>Total</b>           | <b>19</b>       | <b>19</b>         |

|                       | Actual      | Proposed    |
|-----------------------|-------------|-------------|
| <b>Staffing Total</b> | <b>87.4</b> | <b>87.4</b> |

|  |             |             |
|--|-------------|-------------|
| <b>Instructional Staff:</b>              | <b>62.4</b> | <b>62.4</b> |
| <b>Students Per Instructional Staff:</b> | <b>12.7</b> | <b>12.5</b> |

*Note: Due to estimated budget expenditures, this budget is subject to modifications(+/-).*



|                                      | Adjusted<br>FY 18/19 |                  | Proposed<br>FY 19/20 |    | Difference<br>(+ / -) |             |    |                  |          |
|--------------------------------------|----------------------|------------------|----------------------|----|-----------------------|-------------|----|------------------|----------|
| <b>General Funds</b>                 |                      |                  |                      |    |                       |             |    |                  |          |
| CERTIFIED STAFF                      | \$                   | 4,522,661        | 65.4                 | \$ | 4,648,504             | 65.4        | \$ | 125,843          | 0        |
| NON-CERTIFIED STAFF                  | \$                   | 384,751          | 11                   | \$ | 394,425               | 11          | \$ | 9,674            | 0        |
| 50136 PART TIME STAFF                | \$                   | 35,606           |                      | \$ | 33,881                |             | \$ | (1,725)          |          |
| <b>Total Salaries</b>                | \$                   | <b>4,943,018</b> | <b>76.4</b>          | \$ | <b>5,076,810</b>      | <b>76.4</b> | \$ | <b>133,792</b>   | <b>0</b> |
| <b>Non-Personnel</b>                 |                      |                  |                      |    |                       |             |    |                  |          |
| 54411 EQUIPMENT                      | \$                   | 21,582           |                      | \$ | 10,000                |             | \$ | (11,582)         |          |
| 55512 ED. SUPPLY INVENTORY           | \$                   | 24,932           |                      | \$ | 20,000                |             | \$ | (4,932)          |          |
| 55520 GENERAL/OFFICE SUPPLY          | \$                   | 10,072           |                      | \$ | 11,129                |             | \$ | 1,057            |          |
| 55531 TEXTBOOKS                      | \$                   | 7,174            |                      | \$ | 16,000                |             | \$ | 8,826            |          |
| <b>Total Non-Personnel</b>           | \$                   | <b>63,760</b>    |                      | \$ | <b>57,129</b>         |             | \$ | <b>(6,631)</b>   |          |
| <b>Total General Funds</b>           | \$                   | <b>5,006,778</b> | <b>76.4</b>          | \$ | <b>5,133,939</b>      | <b>76.4</b> | \$ | <b>127,161</b>   | <b>0</b> |
| <b>InterDistrict Funds</b>           |                      |                  |                      |    |                       |             |    |                  |          |
| <b>Total Interdistrict Funds</b>     | \$                   | <b>-</b>         | <b>0</b>             | \$ | <b>-</b>              | <b>0</b>    | \$ | <b>-</b>         | <b>0</b> |
| <b>Special Funds</b>                 |                      |                  |                      |    |                       |             |    |                  |          |
| CERTIFIED STAFF                      | \$                   | 190,677          | 3                    | \$ | 196,707               | 3           | \$ | 6,030            | 0        |
| NON-CERTIFIED STAFF                  | \$                   | 198,316          | 8                    | \$ | 198,316               | 8           | \$ | -                | 0        |
| 50136 PART TIME STAFF                | \$                   | 78,670           |                      | \$ | 8,960                 |             | \$ | (69,710)         |          |
| 50140 LONGEVITY                      | \$                   | 646              |                      | \$ | 2,247                 |             | \$ | 1,601            |          |
| 51809 HEALTH INSURANCE               | \$                   | 23,197           |                      | \$ | 23,197                |             | \$ | -                |          |
| 51813 3144 SPECIAL FUND 457 PLAN     | \$                   | 1,740            |                      | \$ | 1,740                 |             | \$ | -                |          |
| 58852 FICA/MEDICARE EMPLOYER CONTRIB | \$                   | 9,427            |                      | \$ | 4,660                 |             | \$ | (4,767)          |          |
| 59933 WORKERS COMPENSATION           | \$                   | 1,414            |                      | \$ | 475                   |             | \$ | (939)            |          |
| <b>Total Salaries</b>                | \$                   | <b>504,087</b>   | <b>11</b>            | \$ | <b>436,302</b>        | <b>11</b>   | \$ | <b>(67,785)</b>  | <b>0</b> |
| <b>Non-Personnel</b>                 |                      |                  |                      |    |                       |             |    |                  |          |
| 54411 EQUIPMENT                      | \$                   | 35,775           |                      | \$ | 35,775                |             | \$ | -                |          |
| 54413 COMPUTER EQUIPMENT             | \$                   | 345,504          |                      | \$ | 164,747               |             | \$ | (180,757)        |          |
| 55100 MATERIALS & SUPPLIES INSTRUCTN | \$                   | 209,260          |                      | \$ | 67,420                |             | \$ | (141,840)        |          |
| 55574 OTHER MATERIALS & SUPPLIES     | \$                   | 5,452            |                      | \$ | 5,452                 |             | \$ | -                |          |
| 56658 PURCHASED PROPERTY SERVICES    | \$                   | 36,250           |                      | \$ | 85,000                |             | \$ | 48,750           |          |
| 56694 OTHER CONTRACTUAL SERVICES     | \$                   | 266,465          |                      | \$ | 198,246               |             | \$ | (68,219)         |          |
| 56800 PARENT ACTIVITIES              | \$                   | 3,289            |                      | \$ | 2,345                 |             | \$ | (944)            |          |
| 56901 IN SERVICE - PUBLIC            | \$                   | 500              |                      | \$ | 500                   |             | \$ | -                |          |
| <b>Total Non-Personnel</b>           | \$                   | <b>902,495</b>   |                      | \$ | <b>559,485</b>        |             | \$ | <b>(343,010)</b> |          |
| <b>Total Special Funds</b>           | \$                   | <b>1,406,582</b> | <b>11</b>            | \$ | <b>995,787</b>        | <b>11</b>   | \$ | <b>(410,795)</b> | <b>0</b> |
| <b>Grand Total All Funds</b>         | \$                   | <b>6,413,360</b> | <b>87.4</b>          | \$ | <b>6,129,726</b>      | <b>87.4</b> | \$ | <b>(283,634)</b> | <b>0</b> |

Note: Due to estimated budget expenditures, this budget is subject to modifications(+/-).





# New Haven Public Schools

Grades: PreK-8

Hill Central Music Academy  
 140 Dewitt Street New Haven ,CT 06519  
 (475) 220-6100

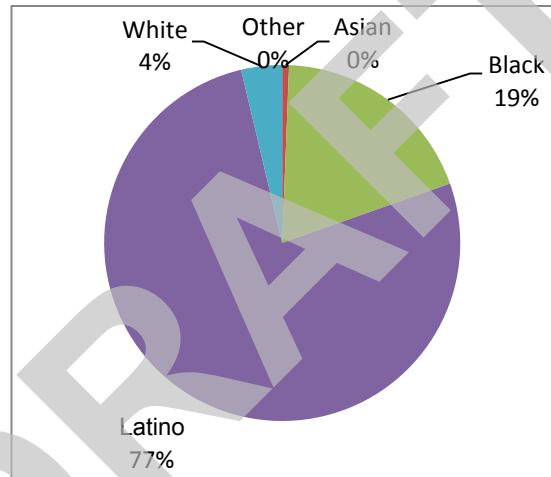
Enrollment: 485

## Student Performance

|      | 2016-17 | 2017-18 |
|------|---------|---------|
| Math | 14%     | 10%     |
| ELA  | 20%     | 18%     |

Percent of students achieving Proficient or better on Smarter Balanced Assessment in Grades 3-8 and/or SAT in Grade 11

## Student Demographics



## All Funds Budget Summary

|                            | Adjusted 18-19         | Proposed 19-20         |
|----------------------------|------------------------|------------------------|
| FT Personnel:              | \$ 3,545,830.00        | \$ 3,629,045.00        |
| Non-Personnel:             | \$ 44,282.00           | \$ 39,678.00           |
| <b>Total Expenditures:</b> | <b>\$ 3,590,112.00</b> | <b>\$ 3,668,723.00</b> |

|                            |     |
|----------------------------|-----|
| English Language Learners: | 40% |
| Special Education:         | 14% |
| Free and Reduced Lunch:    | 83% |

At Hill Central, we work to support every child's individual needs.

Hill Central School is a supportive environment where families and faculty work together to meet students' academic, linguistic and social-emotional needs through customized and differentiated instruction.

The school's commitment to literacy is showcased through reading and writing celebrations and an annual poetry slam.

A comprehensive after-school program provides support and enrichment.



"At Hill Central School, teachers help us to succeed and to achieve our goals. They take us seriously and never give up on us here." - Jocelyn, Grade 8

## STAFFING & ENROLLMENT

| Certified Staff           |                 |                   | Enrollment     |                 |                   | Non-Certified Staff    |                 |                   |
|---------------------------|-----------------|-------------------|----------------|-----------------|-------------------|------------------------|-----------------|-------------------|
|                           | Actual<br>18/19 | Proposed<br>19/20 | Grade<br>Level | Actual<br>18/19 | Proposed<br>19/20 |                        | Actual<br>18/19 | Proposed<br>19/20 |
| Principals                | 1               | 1                 | <b>Pre-K</b>   | 37              | 40                | Clerical Support       | 1               | 1                 |
| Assistant Principals      | 1               | 1                 | <b>K</b>       | 42              | 44                | Paraprofessionals:     |                 |                   |
| Pre-K School              |                 |                   | <b>1</b>       | 45              | 44                | Grades K-1             | 5               | 4                 |
| Grades K-6 Classroom      | 16              | 15                | <b>2</b>       | 47              | 44                | Pre-K School           | 4               | 4                 |
| Math                      | 1               | 1                 | <b>3</b>       | 53              | 48                | SPED Para              | 3               | 3                 |
| Bilingual/ESOL            | 2               | 2                 | <b>4</b>       | 50              | 52                | Youth & Family Support | 1               | 1                 |
| Reading/Language Arts     | 1               | 1                 | <b>5</b>       | 51              | 52                | School Security        | 1               | 1                 |
| Science                   | 1               | 1                 | <b>6</b>       | 54              | 52                | Custodian              | 1               | 1                 |
| Social Studies/History    | 1               | 1                 | <b>7</b>       | 53              | 54                |                        |                 |                   |
| English                   | 1               | 1                 | <b>8</b>       | 52              | 54                |                        |                 |                   |
| World Language            | 1               | 1                 | <b>9</b>       |                 |                   |                        |                 |                   |
| Art                       | 2               | 2                 | <b>10</b>      |                 |                   |                        |                 |                   |
| Music                     | 2               | 2                 | <b>11</b>      |                 |                   |                        |                 |                   |
| Career/Tech Ed            |                 |                   | <b>12</b>      |                 |                   |                        |                 |                   |
| Physical Education        | 2               | 2                 |                |                 |                   |                        |                 |                   |
| Library Media             | 1               | 1                 |                |                 |                   |                        |                 |                   |
| Special Education         | 4               | 4                 |                |                 |                   |                        |                 |                   |
| Speech                    | 0.4             | 0.4               |                |                 |                   |                        |                 |                   |
| Coach - Math              | 1               | 1                 |                |                 |                   |                        |                 |                   |
| Coach - Literacy          | 1               | 1                 |                |                 |                   |                        |                 |                   |
| Other                     |                 |                   |                |                 |                   |                        |                 |                   |
| School Counselor          | 0.5             | 0.5               |                |                 |                   |                        |                 |                   |
| Social Worker             | 1               | 1                 |                |                 |                   |                        |                 |                   |
| School Psychologist       | 0.4             | 0.4               |                |                 |                   |                        |                 |                   |
| School Climate Specialist |                 |                   |                |                 |                   |                        |                 |                   |
| <b>Total</b>              | <b>41.3</b>     | <b>40.3</b>       | <b>Total</b>   | <b>484</b>      | <b>484</b>        | <b>Total</b>           | <b>16</b>       | <b>15</b>         |

|                       | Actual      | Proposed    |
|-----------------------|-------------|-------------|
| <b>Staffing Total</b> | <b>57.3</b> | <b>55.3</b> |

|  |             |             |
|--|-------------|-------------|
| <b>Instructional Staff:</b>              | <b>37.4</b> | <b>36.4</b> |
| <b>Students Per Instructional Staff:</b> | <b>12.9</b> | <b>13.3</b> |

*Note: Due to estimated budget expenditures, this budget is subject to modifications(+/-).*

|                                      | Adjusted<br>FY 18/19 |                  | Proposed<br>FY 19/20 |    | Difference<br>(+ / -) |             |    |                 |           |
|--------------------------------------|----------------------|------------------|----------------------|----|-----------------------|-------------|----|-----------------|-----------|
| <b>General Funds</b>                 |                      |                  |                      |    |                       |             |    |                 |           |
| CERTIFIED STAFF                      | \$                   | 2,796,788        | 40.3                 | \$ | 2,730,543             | 38.3        | \$ | (66,245)        | -2        |
| NON-CERTIFIED STAFF                  | \$                   | 317,366          | 10                   | \$ | 326,188               | 10          | \$ | 8,822           | 0         |
| 50136 PART TIME STAFF                | \$                   | 21,103           |                      | \$ | 19,738                |             | \$ | (1,365)         |           |
| <b>Total Salaries</b>                | \$                   | <b>3,135,257</b> | <b>50.3</b>          | \$ | <b>3,076,469</b>      | <b>48.3</b> | \$ | <b>(58,788)</b> | <b>-2</b> |
| <b>Non-Personnel</b>                 |                      |                  |                      |    |                       |             |    |                 |           |
| 55512 ED. SUPPLY INVENTORY           | \$                   | 10,604           |                      | \$ | 10,604                |             | \$ | -               |           |
| 55520 GENERAL/OFFICE SUPPLY          | \$                   | 4,200            |                      | \$ | 4,200                 |             | \$ | -               |           |
| 55531 TEXTBOOKS                      | \$                   | 12,318           |                      | \$ | 12,318                |             | \$ | -               |           |
| 56694 OTHER CONTRACTUAL SERVICES     | \$                   | 6,604            |                      | \$ | 2,000                 |             | \$ | (4,604)         |           |
| <b>Total Non-Personnel</b>           | \$                   | <b>33,726</b>    |                      | \$ | <b>29,122</b>         |             | \$ | <b>(4,604)</b>  |           |
| <b>Total General Funds</b>           | \$                   | <b>3,168,983</b> | <b>50.3</b>          | \$ | <b>3,105,591</b>      | <b>48.3</b> | \$ | <b>(63,392)</b> | <b>-2</b> |
| <b>InterDistrict Funds</b>           |                      |                  |                      |    |                       |             |    |                 |           |
| <b>Total Interdistrict Funds</b>     | \$                   | <b>-</b>         | <b>0</b>             | \$ | <b>-</b>              | <b>0</b>    | \$ | <b>-</b>        | <b>0</b>  |
| <b>Special Funds</b>                 |                      |                  |                      |    |                       |             |    |                 |           |
| CERTIFIED STAFF                      | \$                   | 92,569           | 1                    | \$ | 92,569                | 1           | \$ | -               | 0         |
| NON-CERTIFIED STAFF                  | \$                   | 189,375          | 6                    | \$ | 189,375               | 6           | \$ | -               | 0         |
| 50136 PART TIME STAFF                | \$                   | 17,784           |                      | \$ | 17,784                |             | \$ | -               |           |
| 50140 LONGEVITY                      | \$                   | 4,077            |                      | \$ | 4,148                 |             | \$ | 71              |           |
| 51809 HEALTH INSURANCE               | \$                   | 83,188           |                      | \$ | 84,709                |             | \$ | 1,521           |           |
| 51810 RETIREMENT CONTRIBUTION        | \$                   | 2,699            |                      | \$ | 2,699                 |             | \$ | -               |           |
| 51813 3144 SPECIAL FUND 457 PLAN     | \$                   | 1,740            |                      | \$ | 1,740                 |             | \$ | -               |           |
| 58852 FICA/MEDICARE EMPLOYER CONTRIB | \$                   | 17,582           |                      | \$ | 17,732                |             | \$ | 150             |           |
| 59933 WORKERS COMPENSATION           | \$                   | 1,559            |                      | \$ | 1,574                 |             | \$ | 15              |           |
| <b>Total Salaries</b>                | \$                   | <b>410,573</b>   | <b>7</b>             | \$ | <b>412,330</b>        | <b>7</b>    | \$ | <b>1,757</b>    | <b>0</b>  |
| <b>Non-Personnel</b>                 |                      |                  |                      |    |                       |             |    |                 |           |
| 55574 OTHER MATERIALS & SUPPLIES     | \$                   | 4,093            |                      | \$ | 4,093                 |             | \$ | -               |           |
| 55576 OTHER                          | \$                   | 372              |                      | \$ | 372                   |             | \$ | -               |           |
| 56694 OTHER CONTRACTUAL SERVICES     | \$                   | 3,246            |                      | \$ | 3,246                 |             | \$ | -               |           |
| 56800 PARENT ACTIVITIES              | \$                   | 2,345            |                      | \$ | 2,345                 |             | \$ | -               |           |
| 56901 IN SERVICE - PUBLIC            | \$                   | 500              |                      | \$ | 500                   |             | \$ | -               |           |
| <b>Total Non-Personnel</b>           | \$                   | <b>10,556</b>    |                      | \$ | <b>10,556</b>         |             | \$ | <b>-</b>        |           |
| <b>Total Special Funds</b>           | \$                   | <b>421,129</b>   | <b>7</b>             | \$ | <b>422,886</b>        | <b>7</b>    | \$ | <b>1,757</b>    | <b>0</b>  |
| <b>Grand Total All Funds</b>         | \$                   | <b>3,590,112</b> | <b>57.3</b>          | \$ | <b>3,528,477</b>      | <b>55.3</b> | \$ | <b>(61,635)</b> | <b>-2</b> |

Note: Due to estimated budget expenditures, this budget is subject to modifications(+/-).





# New Haven Public Schools

Hill Regional Career Magnet High School  
 140 Legion Avenue New Haven, CT 06519  
 (475) 220-5000

Grades: 9-12

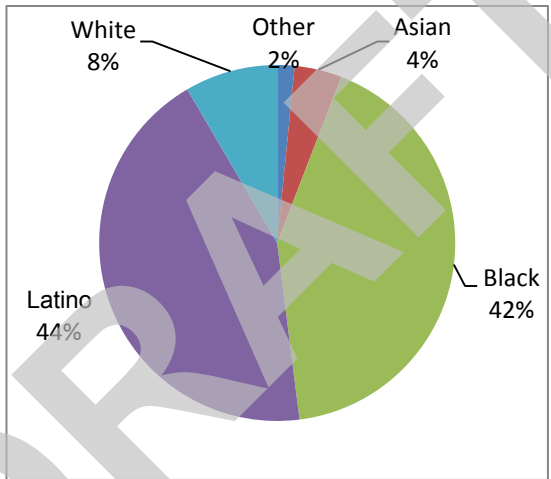
Enrollment: 700

## Student Performance

|      | 2016-17 | 2017-18 |
|------|---------|---------|
| Math | 13%     | 18%     |
| ELA  | 38%     | 39%     |

Percent of students achieving Proficient or better on Smarter Balanced Assessment in Grades 3-8 and/or SAT in Grade 11

## Student Demographics



## All Funds Budget Summary

|                            | Adjusted 18-19         | Proposed 19-20         |
|----------------------------|------------------------|------------------------|
| FT Personnel:              | \$ 5,551,939.00        | \$ 5,633,535.00        |
| Non-Personnel:             | \$ 272,248.00          | \$ 211,104.00          |
| <b>Total Expenditures:</b> | <b>\$ 5,824,187.00</b> | <b>\$ 5,844,639.00</b> |

English Language Learners: 9%  
 Special Education: 10%  
 Free and Reduced Lunch: 76%

At Hill Regional Career High, learning is put to work!

At Hill Regional Career High School, students are prepared for the rapidly-growing 21st century careers of Health/Science and Business/Technology while gaining all the foundational skills to succeed at the university level on the way to their professional lives.

The diverse urban and suburban student body is what makes Career High School a special and unique place to learn.

Here, students create a culture of acceptance, pride, respect, and excellence. Academic and personal achievements are celebrated throughout the year.

Hill Regional Career High is as a great place to work and learn!



*"Career brings out the PRIDE in everyone." - Johanna, Grade 12 "Career is a great school for students who want to continue their studies in the medical field." - Elizabeth, Grade 12*

## STAFFING & ENROLLMENT

| Certified Staff           |                 |                   | Enrollment     |                 |                   | Non-Certified Staff    |                 |                   |
|---------------------------|-----------------|-------------------|----------------|-----------------|-------------------|------------------------|-----------------|-------------------|
|                           | Actual<br>18/19 | Proposed<br>19/20 | Grade<br>Level | Actual<br>18/19 | Proposed<br>19/20 |                        | Actual<br>18/19 | Proposed<br>19/20 |
| Principals                | 1               | 1                 | <b>Pre-K</b>   |                 |                   | Clerical Support       | 3               | 2                 |
| Assistant Principals      | 2               | 2                 | <b>K</b>       |                 |                   | Business Manager       | 1               | 1                 |
| Pre-K School              |                 |                   | <b>1</b>       |                 |                   | Paraprofessionals:     |                 |                   |
| Grades K-6 Classroom      |                 |                   | <b>2</b>       |                 |                   | Grades K-1             |                 |                   |
| Math                      | 8               | 8                 | <b>3</b>       |                 |                   | Pre-K School           |                 |                   |
| Bilingual/ESOL            |                 |                   | <b>4</b>       |                 |                   | SPED Para              |                 |                   |
| Reading/Language Arts     |                 |                   | <b>5</b>       |                 |                   | Parent Liaison         | 1               | 1                 |
| Science                   | 9               | 9                 | <b>6</b>       |                 |                   | Youth & Family Support | 3               | 3                 |
| Social Studies/History    | 8               | 6                 | <b>7</b>       |                 |                   | School Security        | 2               | 2                 |
| English                   | 9               | 9                 | <b>8</b>       |                 |                   | Custodian              | 1               | 1                 |
| World Language            | 8               | 7                 | <b>9</b>       | 173             | 171               |                        |                 |                   |
| Art                       | 0               | 1                 | <b>10</b>      | 185             | 171               |                        |                 |                   |
| Music                     | 1               | 0                 | <b>11</b>      | 157             | 184               |                        |                 |                   |
| Career/Tech Ed            | 9               | 9                 | <b>12</b>      | 185             | 158               |                        |                 |                   |
| Physical Education        | 3               | 3                 |                |                 |                   |                        |                 |                   |
| Library Media             | 1               | 1                 |                |                 |                   |                        |                 |                   |
| Special Education         | 3               | 3                 |                |                 |                   |                        |                 |                   |
| Speech                    | 0.2             | 0.2               |                |                 |                   |                        |                 |                   |
| Coach - Math              |                 |                   |                |                 |                   |                        |                 |                   |
| Coach - Literacy          |                 |                   |                |                 |                   |                        |                 |                   |
| Other -Magnet Resource    | 1               | 1                 |                |                 |                   |                        |                 |                   |
| School Counselor          | 2               | 2                 |                |                 |                   |                        |                 |                   |
| Social Worker             | 1               | 1                 |                |                 |                   |                        |                 |                   |
| School Psychologist       | 0.4             | 0.4               |                |                 |                   |                        |                 |                   |
| School Climate Specialist |                 |                   |                |                 |                   |                        |                 |                   |
| <b>Total</b>              | <b>66.6</b>     | <b>63.6</b>       | <b>Total</b>   | <b>700</b>      | <b>684</b>        | <b>Total</b>           | <b>11</b>       | <b>10</b>         |

|                       | Actual      | Proposed    |
|-----------------------|-------------|-------------|
| <b>Staffing Total</b> | <b>77.6</b> | <b>73.6</b> |

|  |             |             |
|--|-------------|-------------|
| <b>Instructional Staff:</b>              | <b>60.2</b> | <b>57.2</b> |
| <b>Students Per Instructional Staff:</b> | <b>11.6</b> | <b>12.0</b> |

*Note: Due to estimated budget expenditures, this budget is subject to modifications(+/-).*

|                                      | Adjusted<br>FY 18/19 |             | Proposed<br>FY 19/20 |             | Difference<br>(+ / -) |           |
|--------------------------------------|----------------------|-------------|----------------------|-------------|-----------------------|-----------|
| <b>General Funds</b>                 |                      |             |                      |             |                       |           |
| CERTIFIED STAFF                      | \$ 2,774,012         | 36.6        | \$ 2,639,120         | 33.6        | \$ (134,892)          | -3        |
| NON-CERTIFIED STAFF                  | \$ 254,901           | 7           | \$ 240,555           | 6           | \$ (14,346)           | -1        |
| 50136 PART TIME STAFF                | \$ 18,324            |             | \$ 18,430            |             | \$ 106                |           |
| <b>Total Salaries</b>                | <b>\$ 3,047,237</b>  | <b>43.6</b> | <b>\$ 2,898,105</b>  | <b>39.6</b> | <b>\$ (149,132)</b>   | <b>-4</b> |
| <b>Non-Personnel</b>                 |                      |             |                      |             |                       |           |
| 54413 COMPUTER EQUIPMENT             | \$ 7,000             |             | \$ 3,000             |             | \$ (4,000)            |           |
| 55512 ED. SUPPLY INVENTORY           | \$ 4,000             |             | \$ 9,000             |             | \$ 5,000              |           |
| 55520 GENERAL/OFFICE SUPPLY          | \$ 3,511             |             | \$ 5,000             |             | \$ 1,489              |           |
| 55531 TEXTBOOKS                      | \$ 12,858            |             | \$ 12,000            |             | \$ (858)              |           |
| 56605 FIELD TRIPS                    | \$ 5,000             |             | \$ 3,860             |             | \$ (1,140)            |           |
| 56694 OTHER CONTRACTUAL SERVICES     | \$ 1,989             |             | \$ 4,000             |             | \$ 2,011              |           |
| <b>Total Non-Personnel</b>           | <b>\$ 34,358</b>     |             | <b>\$ 36,860</b>     |             | <b>\$ 2,502</b>       |           |
| <b>Total General Funds</b>           | <b>\$ 3,081,595</b>  | <b>43.6</b> | <b>\$ 2,934,965</b>  | <b>39.6</b> | <b>\$ (146,630)</b>   | <b>-4</b> |
| <b>InterDistrict Funds</b>           |                      |             |                      |             |                       |           |
| CERTIFIED STAFF                      | \$ 2,216,761         | 30          | \$ 2,269,109         | 30          | \$ 52,348             | 0         |
| NON-CERTIFIED STAFF                  | \$ 146,106           | 4           | \$ 148,496           | 4           | \$ 2,390              | 0         |
| 50136 PART TIME STAFF                | \$ 57,489            |             | \$ 47,000            |             | \$ (10,489)           |           |
| <b>Total Salaries</b>                | <b>\$ 2,420,356</b>  | <b>34</b>   | <b>\$ 2,464,605</b>  | <b>34</b>   | <b>\$ 44,249</b>      | <b>0</b>  |
| <b>Non-Personnel</b>                 |                      |             |                      |             |                       |           |
| 53330 BUSINESS TRAVEL                | \$ 8,000             |             | \$ 8,000             |             | \$ -                  |           |
| 55100 MATERIALS & SUPPLIES INSTRUCTN | \$ 23,876            |             | \$ 30,000            |             | \$ 6,124              |           |
| 55101 MATERIALS & SUPPLIES ADMIN     | \$ 15,000            |             | \$ 10,000            |             | \$ (5,000)            |           |
| 55531 TEXTBOOKS                      | \$ 20,000            |             | \$ 12,000            |             | \$ (8,000)            |           |
| 56605 FIELD TRIPS                    | \$ 5,000             |             | \$ 5,000             |             | \$ -                  |           |
| 56613 COMMUNICATIONS/WEBSITES        | \$ 2,000             |             | \$ 4,000             |             | \$ 2,000              |           |
| 56684 GRADUATION                     | \$ 6,000             |             | \$ 5,000             |             | \$ (1,000)            |           |
| 56694 OTHER CONTRACTUAL SERVICES     | \$ 11,190            |             | \$ 8,000             |             | \$ (3,190)            |           |
| 56697 OTHER PURCHASED SERVICES BOE   | \$ 20,780            |             | \$ 30,000            |             | \$ 9,220              |           |
| 56800 PARENT ACTIVITIES              | \$ 1,000             |             | \$ 1,000             |             | \$ -                  |           |
| <b>Total Non-Personnel</b>           | <b>\$ 112,846</b>    |             | <b>\$ 113,000</b>    |             | <b>\$ 154</b>         |           |
| <b>Total Interdistrict Funds</b>     | <b>\$ 2,533,202</b>  | <b>34</b>   | <b>\$ 2,577,605</b>  | <b>34</b>   | <b>\$ 44,403</b>      | <b>0</b>  |
| <b>Special Funds</b>                 |                      |             |                      |             |                       |           |
| 50136 PART TIME STAFF                | \$ 41,112            |             | \$ 3,328             |             | \$ (37,784)           |           |
| 50141 SEASONAL HELP                  | \$ 39,569            |             | \$ 15,021            |             | \$ (24,548)           |           |
| 58852 FICA/MEDICARE EMPLOYER CONTRIB | \$ 2,989             |             | \$ 282               |             | \$ (2,707)            |           |
| 59933 WORKERS COMPENSATION           | \$ 676               |             | \$ 125               |             | \$ (551)              |           |
| <b>Total Salaries</b>                | <b>\$ 84,346</b>     | <b>0</b>    | <b>\$ 18,756</b>     | <b>0</b>    | <b>\$ (65,590)</b>    | <b>0</b>  |
| <b>Non-Personnel</b>                 |                      |             |                      |             |                       |           |
| 55100 MATERIALS & SUPPLIES INSTRUCTN | \$ 5,439             |             | \$ 608               |             | \$ (4,831)            |           |
| 55574 OTHER MATERIALS & SUPPLIES     | \$ 4,500             |             | \$ 4,500             |             | \$ -                  |           |
| 55576 OTHER                          | \$ 13,572            |             | \$ 8,700             |             | \$ (4,872)            |           |
| 56601 TRANSPORTATION/BUSING          | \$ 4,886             |             | \$ 4,886             |             | \$ -                  |           |
| 56694 OTHER CONTRACTUAL SERVICES     | \$ 96,647            |             | \$ 42,550            |             | \$ (54,097)           |           |
| <b>Total Non-Personnel</b>           | <b>\$ 125,044</b>    |             | <b>\$ 61,244</b>     |             | <b>\$ (63,800)</b>    |           |
| <b>Total Special Funds</b>           | <b>\$ 209,390</b>    | <b>0</b>    | <b>\$ 80,000</b>     | <b>0</b>    | <b>\$ (129,390)</b>   | <b>0</b>  |
| <b>Grand Total All Funds</b>         | <b>\$ 5,824,187</b>  | <b>77.6</b> | <b>\$ 5,592,570</b>  | <b>73.6</b> | <b>\$ (231,617)</b>   | <b>-4</b> |

Note: Due to estimated budget expenditures, this budget is subject to modifications(+/-).





# New Haven Public Schools

High School In The Community  
 175 Water Street New Haven, CT 06511  
 (475) 220-6200

Grades: 9-12

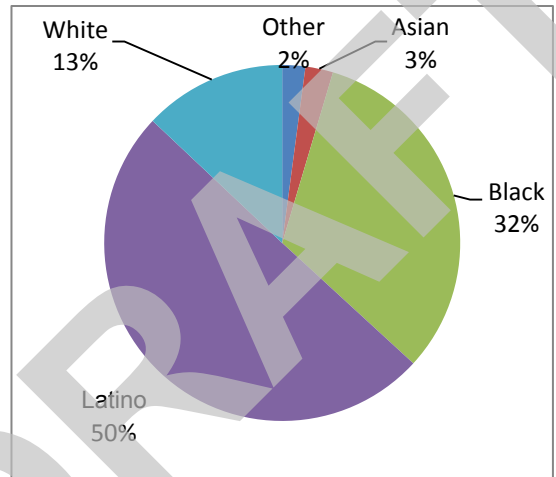
Enrollment: 239

## Student Performance

|      | 2016-17 | 2017-18 |
|------|---------|---------|
| Math | 4%      | 18%     |
| ELA  | 28%     | 36%     |

Percent of students achieving Proficient or better on Smarter Balanced Assessment in Grades 3-8 and/or SAT in Grade 11

## Student Demographics



## All Funds Budget Summary

|                            | Adjusted 18-19         | Proposed 19-20         |
|----------------------------|------------------------|------------------------|
| FT Personnel:              | \$ 2,822,615.00        | \$ 2,705,727.00        |
| Non-Personnel:             | \$ 394,969.00          | \$ 419,249.00          |
| <b>Total Expenditures:</b> | <b>\$ 3,217,584.00</b> | <b>\$ 3,124,976.00</b> |

English Language Learners: 17%  
 Special Education: 21%  
 Free and Reduced Lunch: 74%

High School in the Community (HSC) is small school for students who want to do big things.

HSC teaches future leaders the skills they need to drive change in the professions of law, government, education, politics, and nonprofit and business management.

Through a multidisciplinary project-based approach that values diverse perspectives, students are asked to wrestle with tough questions and justify their answers with carefully analyzed evidence.

We also help students design and implement innovative solutions and policies for real world situations in greater New Haven and around the globe.

As communities grapple with a host of challenging issues, the need for HSC graduates to be able to lead with these skills is clear.



"HSC has given me a sense of community and has brought out a productive side of me that I didn't know was there. This school has helped me uncover my true potential." - Matt, Grade 12



**STAFFING & ENROLLMENT**

| <b>Certified Staff</b>    |                         |                           | <b>Enrollment</b>      |                         |                           | <b>Non-Certified Staff</b>       |                         |                           |
|---------------------------|-------------------------|---------------------------|------------------------|-------------------------|---------------------------|----------------------------------|-------------------------|---------------------------|
|                           | <b>Actual<br/>18/19</b> | <b>Proposed<br/>19/20</b> | <b>Grade<br/>Level</b> | <b>Actual<br/>18/19</b> | <b>Proposed<br/>19/20</b> |                                  | <b>Actual<br/>18/19</b> | <b>Proposed<br/>19/20</b> |
| Principals                | 1                       | 1                         | <b>Pre-K</b>           |                         |                           | Clerical Support                 | 1                       | 1                         |
| Assistant Principals      | 0                       | 0                         | <b>K</b>               |                         |                           | Business Manager                 | 1                       | 1                         |
| Pre-K School              |                         |                           | <b>1</b>               |                         |                           | Paraprofessionals:<br>Grades K-1 |                         |                           |
| Grades K-6 Classroom      |                         |                           | <b>2</b>               |                         |                           | Pre-K School                     |                         |                           |
| Math                      | 4                       | 4                         | <b>3</b>               |                         |                           | SPED Para                        | 4                       | 4                         |
| Bilingual/ESOL            |                         |                           | <b>4</b>               |                         |                           | Youth & Family Support           |                         |                           |
| Reading/Language Arts     | 0                       | 0                         | <b>5</b>               |                         |                           | School Security                  | 2                       | 2                         |
| Science                   | 3                       | 3                         | <b>6</b>               |                         |                           | Custodian                        | 2                       | 2                         |
| Social Studies/History    | 4                       | 3                         | <b>7</b>               |                         |                           |                                  |                         |                           |
| English                   | 5.6                     | 3.6                       | <b>8</b>               |                         |                           |                                  |                         |                           |
| World Language            | 2                       | 2                         | <b>9</b>               | 70                      | 70                        |                                  |                         |                           |
| Art                       | 1                       | 1                         | <b>10</b>              | 60                      | 70                        |                                  |                         |                           |
| Music                     | 1                       | 1                         | <b>11</b>              | 63                      | 61                        |                                  |                         |                           |
| Career/Tech Ed            | 1                       | 1                         | <b>12</b>              | 46                      | 57                        |                                  |                         |                           |
| Physical Education        | 2                       | 2                         |                        |                         |                           |                                  |                         |                           |
| Library Media             | 1                       | 1                         |                        |                         |                           |                                  |                         |                           |
| Special Education         | 3                       | 3                         |                        |                         |                           |                                  |                         |                           |
| Speech                    | 0.2                     | 0.2                       |                        |                         |                           |                                  |                         |                           |
| Coach - Math              |                         |                           |                        |                         |                           |                                  |                         |                           |
| Coach - Literacy          | 1                       | 1                         |                        |                         |                           |                                  |                         |                           |
| Other -MRT                | 2                       | 2                         |                        |                         |                           |                                  |                         |                           |
| School Counselor          | 1                       | 1                         |                        |                         |                           |                                  |                         |                           |
| Social Worker             | 1                       | 1                         |                        |                         |                           |                                  |                         |                           |
| School Psychologist       | 0.4                     | 0.4                       |                        |                         |                           |                                  |                         |                           |
| School Climate Specialist |                         |                           |                        |                         |                           |                                  |                         |                           |
| <b>Total</b>              | <b>34.2</b>             | <b>31.2</b>               | <b>Total</b>           | <b>239</b>              | <b>258</b>                | <b>Total</b>                     | <b>10</b>               | <b>10</b>                 |

|                       | <b>Actual</b> | <b>Proposed</b> |
|-----------------------|---------------|-----------------|
| <b>Staffing Total</b> | <b>44.2</b>   | <b>41.2</b>     |

|  |             |             |
|--|-------------|-------------|
| <b>Instructional Staff:</b>              | <b>30.8</b> | <b>27.8</b> |
| <b>Students Per Instructional Staff:</b> | <b>7.8</b>  | <b>9.3</b>  |

*Note: Due to estimated budget expenditures, this budget is subject to modifications(+/-).*

|                                      | Adjusted<br>FY 18/19 |             | Proposed<br>FY 19/20 |             | Difference<br>(+ / -) |           |
|--------------------------------------|----------------------|-------------|----------------------|-------------|-----------------------|-----------|
| <b>General Funds</b>                 |                      |             |                      |             |                       |           |
| CERTIFIED STAFF                      | \$ 1,475,720         | 21.2        | \$ 1,325,307         | 18.2        | \$ (150,413)          | -3        |
| NON-CERTIFIED STAFF                  | \$ 247,260           | 6           | \$ 264,072           | 6           | \$ 16,812             | 0         |
| 50136 PART TIME STAFF                | \$ 6,949             |             | \$ 7,887             |             | \$ 938                |           |
| <b>Total Salaries</b>                | <b>\$ 1,729,929</b>  | <b>27.2</b> | <b>\$ 1,597,266</b>  | <b>24.2</b> | <b>\$ (132,663)</b>   | <b>-3</b> |
| <b>Non-Personnel</b>                 |                      |             |                      |             |                       |           |
| 55512 ED. SUPPLY INVENTORY           | \$ 6,396             |             | \$ 7,000             |             | \$ 604                |           |
| 55520 GENERAL/OFFICE SUPPLY          | \$ 6,145             |             | \$ 7,000             |             | \$ 855                |           |
| <b>Total Non-Personnel</b>           | <b>\$ 12,541</b>     |             | <b>\$ 14,000</b>     |             | <b>\$ 1,459</b>       |           |
| <b>Total General Funds</b>           | <b>\$ 1,742,470</b>  | <b>27.2</b> | <b>\$ 1,611,266</b>  | <b>24.2</b> | <b>\$ (131,204)</b>   | <b>-3</b> |
| <b>InterDistrict Funds</b>           |                      |             |                      |             |                       |           |
| CERTIFIED STAFF                      | \$ 788,750           | 12          | \$ 807,597           | 12          | \$ 18,847             | 0         |
| NON-CERTIFIED STAFF                  | \$ 82,805            | 2           | \$ 84,879            | 2           | \$ 2,074              | 0         |
| 50136 PART TIME STAFF                | \$ 10,624            |             | \$ 9,984             |             | \$ (640)              |           |
| <b>Total Salaries</b>                | <b>\$ 882,179</b>    | <b>14</b>   | <b>\$ 902,460</b>    | <b>14</b>   | <b>\$ 20,281</b>      | <b>0</b>  |
| <b>Non-Personnel</b>                 |                      |             |                      |             |                       |           |
| 55100 MATERIALS & SUPPLIES INSTRUCTN | \$ 21,092            |             | \$ 12,016            |             | \$ (9,076)            |           |
| 55101 MATERIALS & SUPPLIES ADMIN     | \$ 5,110             |             | \$ 7,500             |             | \$ 2,390              |           |
| 56697 OTHER PURCHASED SERVICES BOE   | \$ 1,740             |             | \$ 20,000            |             | \$ 18,260             |           |
| <b>Total Non-Personnel</b>           | <b>\$ 27,942</b>     |             | <b>\$ 39,516</b>     |             | <b>\$ 11,574</b>      |           |
| <b>Total Interdistrict Funds</b>     | <b>\$ 910,121</b>    | <b>14</b>   | <b>\$ 941,976</b>    | <b>14</b>   | <b>\$ 31,855</b>      | <b>0</b>  |
| <b>Special Funds</b>                 |                      |             |                      |             |                       |           |
| CERTIFIED STAFF                      | \$ 92,569            | 1           | \$ 92,569            | 1           | \$ -                  | 0         |
| NON-CERTIFIED STAFF                  | \$ 50,683            | 2           | \$ 50,683            | 2           | \$ -                  | 0         |
| 50141 SEASONAL HELP                  | \$ 9,056             |             | \$ 96                |             | \$ (8,960)            |           |
| 50148 CURRICULUM DEVELOPMENT         | \$ 11,280            |             | \$ 15,000            |             | \$ 3,720              |           |
| 51809 HEALTH INSURANCE               | \$ 41,306            |             | \$ 39,623            |             | \$ (1,683)            |           |
| 58852 FICA/MEDICARE EMPLOYER CONTRIB | \$ 4,506             |             | \$ 6,355             |             | \$ 1,849              |           |
| 59933 WORKERS COMPENSATION           | \$ 1,107             |             | \$ 1,675             |             | \$ 568                |           |
| <b>Total Salaries</b>                | <b>\$ 210,507</b>    | <b>3</b>    | <b>\$ 206,001</b>    | <b>3</b>    | <b>\$ (4,506)</b>     | <b>0</b>  |
| <b>Non-Personnel</b>                 |                      |             |                      |             |                       |           |
| 53330 BUSINESS TRAVEL                | \$ 5,000             |             | \$ 10,000            |             | \$ 5,000              |           |
| 54411 EQUIPMENT                      | \$ 17,596            |             | \$ 15,000            |             | \$ (2,596)            |           |
| 54413 COMPUTER EQUIPMENT             | \$ 44,000            |             | \$ 74,000            |             | \$ 30,000             |           |
| 55100 MATERIALS & SUPPLIES INSTRUCTN | \$ 26,666            |             | \$ 57,506            |             | \$ 30,840             |           |
| 56674 OTHER MATERIALS & SUPPLIES     | \$ 6,026             |             | \$ 4,998             |             | \$ (1,028)            |           |
| 56676 OTHER                          | \$ 36,114            |             | \$ 23,729            |             | \$ (12,385)           |           |
| 56694 OTHER CONTRACTUAL SERVICES     | \$ 179,755           |             | \$ 145,500           |             | \$ (34,255)           |           |
| 56904 TUTORS                         | \$ 39,329            |             | \$ 35,000            |             | \$ (4,329)            |           |
| <b>Total Non-Personnel</b>           | <b>\$ 354,486</b>    |             | <b>\$ 365,733</b>    |             | <b>\$ 11,247</b>      |           |
| <b>Total Special Funds</b>           | <b>\$ 564,993</b>    | <b>3</b>    | <b>\$ 571,734</b>    | <b>3</b>    | <b>\$ 6,741</b>       | <b>0</b>  |
| <b>Grand Total All Funds</b>         | <b>\$ 3,217,584</b>  | <b>44.2</b> | <b>\$ 3,124,976</b>  | <b>41.2</b> | <b>\$ (92,608)</b>    | <b>-3</b> |

Note: Due to estimated budget expenditures, this budget is subject to modifications(+/-).





# New Haven Public Schools

James Hillhouse Comprehensive High School  
 480 Sherman Parkway New Haven, CT 06511  
 (475) 220-7500

Grades: 9-12

Enrollment: 955

## Student Performance

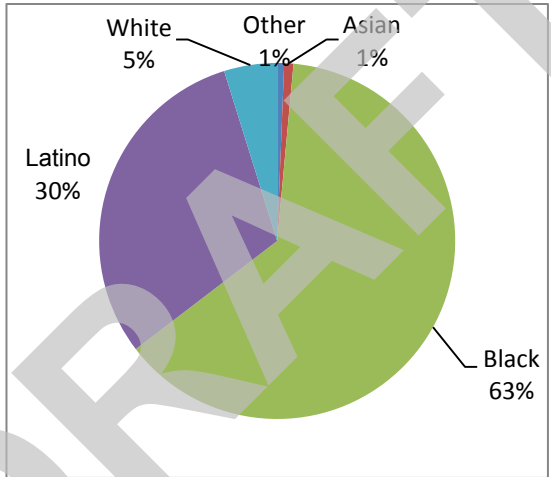
|      | 2016-17 | 2017-18 |
|------|---------|---------|
| Math | 5%      | 1%      |
| ELA  | 19%     | 18%     |

Percent of students achieving Proficient or better on Smarter Balanced Assessment in Grades 3-8 and/or SAT in Grade 11

## All Funds Budget Summary

|                            | Adjusted 18-19         | Proposed 19-20         |
|----------------------------|------------------------|------------------------|
| FT Personnel:              | \$ 7,997,335.00        | \$ 7,975,423.00        |
| Non-Personnel:             | \$ 423,117.00          | \$ 369,013.00          |
| <b>Total Expenditures:</b> | <b>\$ 8,420,452.00</b> | <b>\$ 8,344,436.00</b> |

## Student Demographics



English Language Learners: 16%  
 Special Education: 21%  
 Free and Reduced Lunch: 79%


At James Hillhouse High School, students thrive and achieve in classrooms, on athletic fields, in their immediate communities and in life!

It is the mission of James Hillhouse High School located in to graduate students prepared for success in a world of increasing diversity, technological change and global challenges. As such educators, community members, parents and students work to create an environment in which all students have the opportunity to reach their greatest academic potential and to facilitate their growth as responsible and respectful members of society.

James Hillhouse is the second largest comprehensive high school in New Haven and offers rigorous academics including honors and AP programming for interested students.

In addition, the school boasts many notable graduates, award winning sports teams and a long-standing JROTC program that has been recognized across Connecticut and beyond.

James Hillhouse High school offers students the opportunity to grow academically, explore career interests and prepare for successful collegiate experiences.



James Hillhouse High School ROTC

**STAFFING & ENROLLMENT**

| <b>Certified Staff</b>    |                         |                           | <b>Enrollment</b>      |                         |                           | <b>Non-Certified Staff</b>       |                         |                           |
|---------------------------|-------------------------|---------------------------|------------------------|-------------------------|---------------------------|----------------------------------|-------------------------|---------------------------|
|                           | <b>Actual<br/>18/19</b> | <b>Proposed<br/>19/20</b> | <b>Grade<br/>Level</b> | <b>Actual<br/>18/19</b> | <b>Proposed<br/>19/20</b> |                                  | <b>Actual<br/>18/19</b> | <b>Proposed<br/>19/20</b> |
| Principals                | 1                       | 1                         | <b>Pre-K</b>           |                         |                           | Clerical Support                 | 3                       | 3                         |
| Assistant Principals      | 3                       | 3                         | <b>K</b>               |                         |                           | Paraprofessionals:<br>Grades K-1 |                         |                           |
| Pre-K School              |                         |                           | <b>1</b>               |                         |                           | Pre-K School                     |                         |                           |
| Grades K-6 Classroom      |                         |                           | <b>2</b>               |                         |                           | SPED Para                        | 16                      | 17                        |
| Math                      | 9                       | 9                         | <b>3</b>               |                         |                           | In House Suspension              | 1                       | 1                         |
| Bilingual/ESOL            | 4                       | 4                         | <b>4</b>               |                         |                           | Youth & Family Support           | 6                       | 6                         |
| Reading/Language Arts     | 1                       | 1                         | <b>5</b>               |                         |                           | School Security                  | 5                       | 5                         |
| Science                   | 9                       | 9                         | <b>6</b>               |                         |                           | Custodian                        | 2                       | 2                         |
| Social Studies/History    | 12                      | 11                        | <b>7</b>               |                         |                           |                                  |                         |                           |
| English                   | 14                      | 13                        | <b>8</b>               |                         |                           |                                  |                         |                           |
| World Language            | 8                       | 6                         | <b>9</b>               | 314                     | 339                       |                                  |                         |                           |
| Art                       | 3                       | 3                         | <b>10</b>              | 259                     | 339                       |                                  |                         |                           |
| Music                     | 1                       | 1                         | <b>11</b>              | 197                     | 223                       |                                  |                         |                           |
| Career/Tech Ed            | 8                       | 8                         | <b>12</b>              | 185                     | 186                       |                                  |                         |                           |
| Physical Education        | 4                       | 4                         |                        |                         |                           |                                  |                         |                           |
| Library Media             | 1                       | 1                         |                        |                         |                           |                                  |                         |                           |
| Special Education         | 9                       | 9                         |                        |                         |                           |                                  |                         |                           |
| Speech                    | 0.2                     | 0.2                       |                        |                         |                           |                                  |                         |                           |
| Coach - Math              |                         |                           |                        |                         |                           |                                  |                         |                           |
| Coach - Literacy          |                         |                           |                        |                         |                           |                                  |                         |                           |
| Other                     |                         |                           |                        |                         |                           |                                  |                         |                           |
| School Counselor          | 5                       | 5                         |                        |                         |                           |                                  |                         |                           |
| Social Worker             | 2                       | 2                         |                        |                         |                           |                                  |                         |                           |
| School Psychologist       | 1                       | 1                         |                        |                         |                           |                                  |                         |                           |
| School Climate Specialist |                         |                           |                        |                         |                           |                                  |                         |                           |
| <b>Total</b>              | <b>95.2</b>             | <b>91.2</b>               | <b>Total</b>           | <b>955</b>              | <b>1087</b>               | <b>Total</b>                     | <b>33</b>               | <b>34</b>                 |

|                       | <b>Actual</b> | <b>Proposed</b> |
|-----------------------|---------------|-----------------|
| <b>Staffing Total</b> | <b>128.2</b>  | <b>125.2</b>    |

|  |             |             |
|--|-------------|-------------|
| <b>Instructional Staff:</b>              | <b>83.2</b> | <b>79.2</b> |
| <b>Students Per Instructional Staff:</b> | <b>11.5</b> | <b>13.7</b> |

*Note: Due to estimated budget expenditures, this budget is subject to modifications(+/-).*

|                                      | Adjusted<br>FY 18/19 |              | Proposed<br>FY 19/20 |              | Difference<br>(+ / -) |           |
|--------------------------------------|----------------------|--------------|----------------------|--------------|-----------------------|-----------|
| <b>General Funds</b>                 |                      |              |                      |              |                       |           |
| CERTIFIED STAFF                      | \$ 6,683,668         | 93.2         | \$ 6,645,534         | 90.2         | \$ (38,134)           | -3        |
| NON-CERTIFIED STAFF                  | \$ 676,138           | 26           | \$ 694,564           | 26           | \$ 18,426             | 0         |
| <b>Total Salaries</b>                | <b>\$ 7,359,806</b>  | <b>119.2</b> | <b>\$ 7,340,098</b>  | <b>116.2</b> | <b>\$ (19,708)</b>    | <b>-3</b> |
| <b>Non-Personnel</b>                 |                      |              |                      |              |                       |           |
| <b>Total Non-Personnel</b>           | \$ -                 |              | \$ -                 |              | \$ -                  |           |
| <b>Total General Funds</b>           | <b>\$ 7,359,806</b>  | <b>119.2</b> | <b>\$ 7,340,098</b>  | <b>116.2</b> | <b>\$ (19,708)</b>    | <b>-3</b> |
| <b>InterDistrict Funds</b>           |                      |              |                      |              |                       |           |
| <b>Total Interdistrict Funds</b>     | \$ -                 | 0            | \$ -                 | 0            | \$ -                  | 0         |
| <b>Special Funds</b>                 |                      |              |                      |              |                       |           |
| CERTIFIED STAFF                      | \$ 143,168           | 2            | \$ 148,300           | 2            | \$ 5,132              | 0         |
| NON-CERTIFIED STAFF                  | \$ 209,778           | 7            | \$ 210,985           | 7            | \$ 1,207              | 0         |
| 50136 PART TIME STAFF                | \$ 196,659           |              | \$ 188,502           |              | \$ (8,157)            |           |
| 50149 TEACHER STIPEND                | \$ 28,000            |              | \$ 28,000            |              | \$ -                  |           |
| 51809 HEALTH INSURANCE               | \$ 31,011            |              | \$ 31,011            |              | \$ -                  |           |
| 58852 FICA/MEDICARE EMPLOYER CONTRIB | \$ 20,280            |              | \$ 20,147            |              | \$ (133)              |           |
| 59933 WORKERS COMPENSATION           | \$ 8,633             |              | \$ 8,380             |              | \$ (253)              |           |
| <b>Total Salaries</b>                | <b>\$ 637,529</b>    | <b>9</b>     | <b>\$ 635,325</b>    | <b>9</b>     | <b>\$ (2,204)</b>     | <b>0</b>  |
| <b>Non-Personnel</b>                 |                      |              |                      |              |                       |           |
| 54413 COMPUTER EQUIPMENT             | \$ 46,614            |              | \$ 46,614            |              | \$ -                  |           |
| 56694 OTHER CONTRACTUAL SERVICES     | \$ 376,503           |              | \$ 322,399           |              | \$ (54,104)           |           |
| <b>Total Non-Personnel</b>           | <b>\$ 423,117</b>    |              | <b>\$ 369,013</b>    |              | <b>\$ (54,104)</b>    |           |
| <b>Total Special Funds</b>           | <b>\$ 1,060,646</b>  | <b>9</b>     | <b>\$ 1,004,338</b>  | <b>9</b>     | <b>\$ (56,308)</b>    | <b>0</b>  |
| <b>Grand Total All Funds</b>         | <b>\$ 8,420,452</b>  | <b>128.2</b> | <b>\$ 8,344,436</b>  | <b>125.2</b> | <b>\$ (76,016)</b>    | <b>-3</b> |

*Note: Due to estimated budget expenditures, this budget is subject to modifications(+/-).*

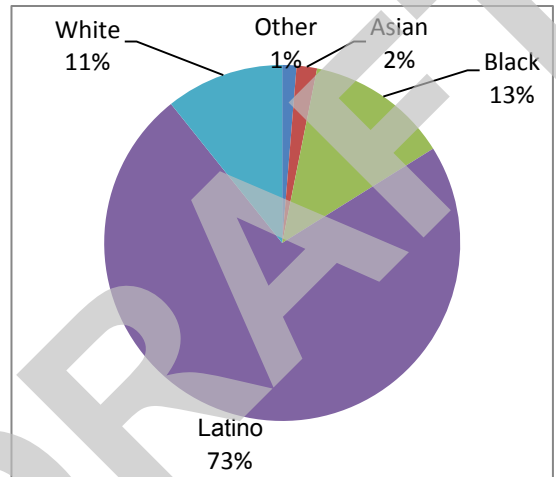


## Student Performance

|      | 2016-17 | 2017-18 |
|------|---------|---------|
| Math | 24%     | 26%     |
| ELA  | 39%     | 35%     |

Percent of students achieving Proficient or better on Smarter Balanced Assessment in Grades 3-8 and/or SAT in Grade 11

## Student Demographics



## All Funds Budget Summary

|                            | Adjusted 18-19         | Proposed 19-20         |
|----------------------------|------------------------|------------------------|
| FT Personnel:              | \$ 4,337,164.00        | \$ 4,378,035.00        |
| Non-Personnel:             | \$ 102,923.00          | \$ 100,117.00          |
| <b>Total Expenditures:</b> | <b>\$ 4,440,087.00</b> | <b>\$ 4,478,152.00</b> |

|                            |     |
|----------------------------|-----|
| English Language Learners: | 26% |
| Special Education:         | 10% |
| Free and Reduced Lunch:    | 57% |

At John C. Daniels, it's all about global thinking and respect for diversity.

This school's magnet theme of international communication enhances learning with an emphasis on respect for heritage and cultural diversity.

Students are empowered to communicate with each other and across cultures, and are taught to be creative thinkers who understand and appreciate the diversity in their communities and in the world.

Students learn to communicate in different languages through our 50/50 English-Spanish dual language program in K-4, Spanish social studies and literacy grades 5-6, as well as Mandarin Chinese PreK-8.

Students are inspired to excel in their studies, to be healthy and active and to contribute to a global society.



"I like learning about the way people live in so many different countries and cultures around the world. Learning 3 languages is awesome and will help me be successful in high school." - Jaydalis, Grade 8

**STAFFING & ENROLLMENT**

| Certified Staff           |                 |                   | Enrollment     |                 |                   | Non-Certified Staff    |                 |                   |
|---------------------------|-----------------|-------------------|----------------|-----------------|-------------------|------------------------|-----------------|-------------------|
|                           | Actual<br>18/19 | Proposed<br>19/20 | Grade<br>Level | Actual<br>18/19 | Proposed<br>19/20 |                        | Actual<br>18/19 | Proposed<br>19/20 |
| Principals                | 1               | 1                 | Pre-K          | 82              | 80                | Clerical Support       | 1               | 1                 |
| Assistant Principals      | 1               | 1                 | K              | 47              | 46                | Paraprofessionals:     |                 |                   |
| Pre-K School              | 4               | 4                 | 1              | 55              | 46                | Grades K-1             | 4               | 4                 |
| Grades K-6 Classroom      | 15              | 15                | 2              | 48              | 55                | Pre-K School           | 8               | 8                 |
| Math                      | 1               | 1                 | 3              | 50              | 48                | SPED Para              | 2               | 2                 |
| Bilingual/ESOL            | 2               | 2                 | 4              | 67              | 48                | Youth & Family Support | 0               | 0                 |
| Reading/Language Arts     | 3               | 3                 | 5              | 43              | 66                | School Security        | 1               | 1                 |
| Science                   | 1               | 1                 | 6              | 50              | 44                | Custodian              | 2               | 2                 |
| Social Studies/History    | 1               | 1                 | 7              | 52              | 49                |                        |                 |                   |
| English                   | 0               | 0                 | 8              | 46              | 51                |                        |                 |                   |
| World Language            | 2               | 2                 | 9              |                 |                   |                        |                 |                   |
| Art                       | 1               | 1                 | 10             |                 |                   |                        |                 |                   |
| Music                     | 1               | 1                 | 11             |                 |                   |                        |                 |                   |
| Career/Tech Ed            | 0               | 0                 | 12             |                 |                   |                        |                 |                   |
| Physical Education        | 2               | 2                 |                |                 |                   |                        |                 |                   |
| Library Media             | 0.5             | 1                 |                |                 |                   |                        |                 |                   |
| Special Education         | 4               | 4                 |                |                 |                   |                        |                 |                   |
| Speech                    | 0.4             | 0.4               |                |                 |                   |                        |                 |                   |
| Coach - Math              | 1               | 1                 |                |                 |                   |                        |                 |                   |
| Coach - Literacy          | 1               | 1                 |                |                 |                   |                        |                 |                   |
| Other-Magnet Resource     | 1               | 1                 |                |                 |                   |                        |                 |                   |
| Other-Dual Language Coach | 1               | 1                 |                |                 |                   |                        |                 |                   |
| School Counselor          | 1               | 1                 |                |                 |                   |                        |                 |                   |
| Social Worker             | 1               | 1                 |                |                 |                   |                        |                 |                   |
| School Psychologist       | 0.6             | 0.6               |                |                 |                   |                        |                 |                   |
| School Climate Specialist |                 |                   |                |                 |                   |                        |                 |                   |
| <b>Total</b>              | <b>46.5</b>     | <b>47</b>         | <b>Total</b>   | <b>540</b>      | <b>533</b>        | <b>Total</b>           | <b>18</b>       | <b>18</b>         |

|                       | Actual      | Proposed  |
|-----------------------|-------------|-----------|
| <b>Staffing Total</b> | <b>64.5</b> | <b>65</b> |

|  |             |             |
|--|-------------|-------------|
| <b>Instructional Staff:</b>              | <b>40.9</b> | <b>41.4</b> |
| <b>Students Per Instructional Staff:</b> | <b>13.2</b> | <b>12.9</b> |

*Note: Due to estimated budget expenditures, this budget is subject to modifications(+/-).*

|                                      | Adjusted<br>FY 18/19 |             | Proposed<br>FY 19/20 |           | Difference<br>(+ / -) |             |
|--------------------------------------|----------------------|-------------|----------------------|-----------|-----------------------|-------------|
| <b>General Funds</b>                 |                      |             |                      |           |                       |             |
| CERTIFIED STAFF                      | \$ 1,899,706         | 24.5        | \$ 1,902,388         | 24        | \$ 2,683              | -0.5        |
| NON-CERTIFIED STAFF                  | \$ 248,969           | 7           | \$ 257,791           | 7         | \$ 8,822              | 0           |
| 50136 PART TIME STAFF                | \$ 15,632            |             | \$ 15,038            |           | \$ (594)              |             |
| 50141 SEASONAL HELP                  | \$ -                 |             | \$ -                 |           | \$ -                  |             |
| <b>Total Salaries</b>                | <b>\$ 2,164,307</b>  | <b>31.5</b> | <b>\$ 2,175,217</b>  | <b>31</b> | <b>\$ 10,911</b>      | <b>-0.5</b> |
| <b>Non-Personnel</b>                 |                      |             |                      |           |                       |             |
| 54413 COMPUTER EQUIPMENT             | \$ 3,000             |             | \$ 8,077             |           | \$ 5,077              |             |
| 55100 MATERIALS & SUPPLIES INSTRUCTN | \$ 1,500             |             | \$ 5,000             |           | \$ 3,500              |             |
| 55101 MATERIALS & SUPPLIES ADMIN     | \$ 1,000             |             | \$ 1,000             |           | \$ -                  |             |
| 55512 ED. SUPPLY INVENTORY           | \$ 4,000             |             | \$ 2,000             |           | \$ (2,000)            |             |
| 55520 GENERAL/OFFICE SUPPLY          | \$ 1,000             |             | \$ 5,000             |           | \$ 4,000              |             |
| 55531 TEXTBOOKS                      | \$ 7,000             |             | \$ 2,000             |           | \$ (5,000)            |             |
| 56684 GRADUATION                     | \$ 200               |             | \$ 1,500             |           | \$ 1,300              |             |
| <b>Total Non-Personnel</b>           | <b>\$ 17,700</b>     |             | <b>\$ 24,577</b>     |           | <b>\$ 6,877</b>       |             |
| <b>Total General Funds</b>           | <b>\$ 2,182,007</b>  | <b>31.5</b> | <b>\$ 2,199,794</b>  | <b>31</b> | <b>\$ 17,788</b>      | <b>-0.5</b> |
| <b>InterDistrict Funds</b>           |                      |             |                      |           |                       |             |
| CERTIFIED STAFF                      | \$ 1,620,805         | 23          | \$ 1,658,897         | 23        | \$ 38,092             | 0           |
| NON-CERTIFIED STAFF                  | \$ 209,790           | 9           | \$ 232,103           | 10        | \$ 22,313             | 1           |
| 50136 PART TIME STAFF                | \$ 151,592           |             | \$ 133,988           |           | \$ (17,604)           |             |
| <b>Total Salaries</b>                | <b>\$ 1,982,187</b>  | <b>32</b>   | <b>\$ 2,024,988</b>  | <b>33</b> | <b>\$ 42,801</b>      | <b>1</b>    |
| <b>Non-Personnel</b>                 |                      |             |                      |           |                       |             |
| 55100 MATERIALS & SUPPLIES INSTRUCTN | \$ 14,272            |             | \$ 13,000            |           | \$ (1,272)            |             |
| 55531 TEXTBOOKS                      | \$ 7,379             |             | \$ 8,000             |           | \$ 621                |             |
| 56605 FIELD TRIPS                    | \$ 491               |             | \$ 1,000             |           | \$ 509                |             |
| 56697 OTHER PURCHASED SERVICES BOE   | \$ 6,000             |             | \$ 5,000             |           | \$ (1,000)            |             |
| <b>Total Non-Personnel</b>           | <b>\$ 28,142</b>     |             | <b>\$ 27,000</b>     |           | <b>\$ (1,142)</b>     |             |
| <b>Total Interdistrict Funds</b>     | <b>\$ 2,010,329</b>  | <b>32</b>   | <b>\$ 2,051,988</b>  | <b>33</b> | <b>\$ 41,659</b>      | <b>1</b>    |
| <b>Special Funds</b>                 |                      |             |                      |           |                       |             |
| CERTIFIED STAFF                      | \$ -                 | 0           | \$ -                 | 0         | \$ -                  | 0           |
| NON-CERTIFIED STAFF                  | \$ 28,370            | 1           | \$ 28,370            | 1         | \$ -                  | 0           |
| 50136 PART TIME STAFF                | \$ 152,678           |             | \$ 141,000           |           | \$ (11,678)           |             |
| 58852 FICA/MEDICARE EMPLOYER CONTRIB | \$ 7,968             |             | \$ 7,500             |           | \$ (468)              |             |
| 59933 WORKERS COMPENSATION           | \$ 1,654             |             | \$ 960               |           | \$ (694)              |             |
| <b>Total Salaries</b>                | <b>\$ 190,670</b>    | <b>1</b>    | <b>\$ 177,830</b>    | <b>1</b>  | <b>\$ (12,840)</b>    | <b>0</b>    |
| <b>Non-Personnel</b>                 |                      |             |                      |           |                       |             |
| 55100 MATERIALS & SUPPLIES INSTRUCTN | \$ 4,000             |             | \$ 4,000             |           | \$ -                  |             |
| 56605 FIELD TRIPS                    | \$ 8,235             |             | \$ 5,040             |           | \$ (3,195)            |             |
| 56694 OTHER CONTRACTUAL SERVICES     | \$ 37,346            |             | \$ 34,500            |           | \$ (2,846)            |             |
| 56800 PARENT ACTIVITIES              | \$ 7,500             |             | \$ 5,000             |           | \$ (2,500)            |             |
| <b>Total Non-Personnel</b>           | <b>\$ 57,081</b>     |             | <b>\$ 48,540</b>     |           | <b>\$ (8,541)</b>     |             |
| <b>Total Special Funds</b>           | <b>\$ 247,751</b>    | <b>1</b>    | <b>\$ 226,370</b>    | <b>1</b>  | <b>\$ (21,381)</b>    | <b>0</b>    |
| <b>Grand Total All Funds</b>         | <b>\$ 4,440,087</b>  | <b>64.5</b> | <b>\$ 4,478,152</b>  | <b>65</b> | <b>\$ 38,066</b>      | <b>0.5</b>  |

Note: Due to estimated budget expenditures, this budget is subject to modifications(+/-).







# New Haven Public Schools

John S. Martinez Sea and Sky STEM Magnet School  
 100 James Street New Haven, CT 06513  
 (475) 220-2000

Grades: PreK-8

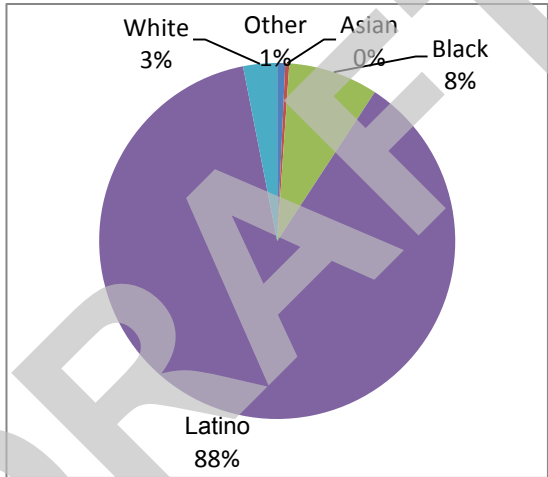
Enrollment: 552

## Student Performance

|      | 2016-17 | 2017-18 |
|------|---------|---------|
| Math | 22%     | 20%     |
| ELA  | 24%     | 33%     |

Percent of students achieving Proficient or better on Smarter Balanced Assessment in Grades 3-8 and/or SAT in Grade 11

## Student Demographics



## All Funds Budget Summary

|                            | Adjusted 18-19         | Proposed 19-20         |
|----------------------------|------------------------|------------------------|
| FT Personnel:              | \$ 3,441,322.00        | \$ 3,323,301.00        |
| Non-Personnel:             | \$ 869,782.00          | \$ 666,731.00          |
| <b>Total Expenditures:</b> | <b>\$ 4,311,104.00</b> | <b>\$ 3,990,032.00</b> |

English Language Learners: 42%  
 Special Education: 11%  
 Free and Reduced Lunch: 83%

At John S. Martinez, students SOAR to success to reach their goals!

This school promotes an innovative, supportive, and rigorous thinking environment, where all students succeed and achieve academically and socially.

Students explore the hydrosphere, atmosphere, space, and human impact on the sea and sky in student-centered classrooms that utilize a STEM based approach.

The school provides a variety of opportunities to increase engagement, academic awareness, English language acquisition, and social emotional learning all while fostering a growth mindset.

By educating the whole child, we provide students the necessary skills to be problem solvers, innovative thinkers, and understand how their actions impact the world around them.



John Martinez Students

## STAFFING & ENROLLMENT

| Certified Staff           |                 |                   | Enrollment     |                 |                   | Non-Certified Staff    |                 |                   |
|---------------------------|-----------------|-------------------|----------------|-----------------|-------------------|------------------------|-----------------|-------------------|
|                           | Actual<br>18/19 | Proposed<br>19/20 | Grade<br>Level | Actual<br>18/19 | Proposed<br>19/20 |                        | Actual<br>18/19 | Proposed<br>19/20 |
| Principals                | 1               | 1                 | <b>Pre-K</b>   | 52              | 47                | Clerical Support       | 1               | 1                 |
| Assistant Principals      | 1               | 1                 | <b>K</b>       | 52              | 51                | Paraprofessionals:     |                 |                   |
| Pre-K School              | 2               | 2                 | <b>1</b>       | 51              | 51                | Grades K-1             | 4               | 4                 |
| Grades K-6 Classroom      | 15              | 15                | <b>2</b>       | 52              | 52                | Pre-K School           | 5               | 3                 |
| Math                      | 1               | 1                 | <b>3</b>       | 51              | 52                | SPED Para              | 2               | 2                 |
| Bilingual/ESOL            | 2               | 2                 | <b>4</b>       | 53              | 47                | Youth & Family Support | 0               | 0                 |
| Reading/Language Arts     |                 |                   | <b>5</b>       | 54              | 53                | School Security        | 1               | 1                 |
| Science                   | 1               | 1                 | <b>6</b>       | 55              | 54                | Custodian              | 2               | 2                 |
| Social Studies/History    | 1               | 1                 | <b>7</b>       | 78              | 55                |                        |                 |                   |
| English                   | 2               | 2                 | <b>8</b>       | 54              | 77                |                        |                 |                   |
| World Language            | 1               | 1                 | <b>9</b>       |                 |                   |                        |                 |                   |
| Art                       | 1               | 1                 | <b>10</b>      |                 |                   |                        |                 |                   |
| Music                     | 2               | 2                 | <b>11</b>      |                 |                   |                        |                 |                   |
| Career/Tech Ed            |                 |                   | <b>12</b>      |                 |                   |                        |                 |                   |
| Physical Education        |                 |                   |                |                 |                   |                        |                 |                   |
| Library Media             |                 |                   |                |                 |                   |                        |                 |                   |
| Special Education         | 3               | 3                 |                |                 |                   |                        |                 |                   |
| Speech                    | 0.2             | 0.2               |                |                 |                   |                        |                 |                   |
| Coach - Math              |                 |                   |                |                 |                   |                        |                 |                   |
| Coach - Literacy          |                 |                   |                |                 |                   |                        |                 |                   |
| Other-Magnet Resource     | 2               | 0                 |                |                 |                   |                        |                 |                   |
| School Counselor          | 2               | 2                 |                |                 |                   |                        |                 |                   |
| Social Worker             | 1               | 1                 |                |                 |                   |                        |                 |                   |
| School Psychologist       | 0.4             | 0.4               |                |                 |                   |                        |                 |                   |
| School Climate Specialist |                 |                   |                |                 |                   |                        |                 |                   |
| <b>Total</b>              | <b>38.6</b>     | <b>36.6</b>       | <b>Total</b>   | <b>552</b>      | <b>539</b>        | <b>Total</b>           | <b>15</b>       | <b>13</b>         |

|                       | Actual      | Proposed    |
|-----------------------|-------------|-------------|
| <b>Staffing Total</b> | <b>53.6</b> | <b>49.6</b> |

|  |             |             |
|--|-------------|-------------|
| <b>Instructional Staff:</b>              | <b>33.2</b> | <b>31.2</b> |
| <b>Students Per Instructional Staff:</b> | <b>16.6</b> | <b>17.3</b> |

*Note: Due to estimated budget expenditures, this budget is subject to modifications(+/-).*

|                                      | Adjusted<br>FY 18/19 |             | Proposed<br>FY 19/20 |             | Difference<br>(+ / -) |           |
|--------------------------------------|----------------------|-------------|----------------------|-------------|-----------------------|-----------|
| <b>General Funds</b>                 |                      |             |                      |             |                       |           |
| CERTIFIED STAFF                      | \$ 2,579,135         | 35.6        | \$ 2,495,841         | 33.6        | \$ (83,294)           | -2        |
| NON-CERTIFIED STAFF                  | \$ 295,065           | 8           | \$ 305,006           | 8           | \$ 9,941              | 0         |
| 50136 PART TIME STAFF                | \$ 22,926            |             | \$ 25,000            |             | \$ 2,074              |           |
| <b>Total Salaries</b>                | <b>\$ 2,897,126</b>  | <b>43.6</b> | <b>\$ 2,825,847</b>  | <b>41.6</b> | <b>\$ (71,279)</b>    | <b>-2</b> |
| <b>Non-Personnel</b>                 |                      |             |                      |             |                       |           |
| 55512 ED. SUPPLY INVENTORY           | \$ 20,223            |             | \$ 41,079            |             | \$ 20,856             |           |
| <b>Total Non-Personnel</b>           | <b>\$ 20,223</b>     |             | <b>\$ 41,079</b>     |             | <b>\$ 20,856</b>      |           |
| <b>Total General Funds</b>           | <b>\$ 2,917,349</b>  | <b>43.6</b> | <b>\$ 2,866,926</b>  | <b>41.6</b> | <b>\$ (50,423)</b>    | <b>-2</b> |
| <b>InterDistrict Funds</b>           |                      |             |                      |             |                       |           |
| <b>Total Interdistrict Funds</b>     | <b>\$ -</b>          | <b>0</b>    | <b>\$ -</b>          | <b>0</b>    | <b>\$ -</b>           | <b>0</b>  |
| <b>Special Funds</b>                 |                      |             |                      |             |                       |           |
| CERTIFIED STAFF                      | \$ 213,464           | 3           | \$ 90,606            | 1           | \$ (122,858)          | -2        |
| NON-CERTIFIED STAFF                  | \$ 221,116           | 7           | \$ 221,116           | 7           | \$ -                  | 0         |
| 50148 CURRICULUM DEVELOPMENT         | \$ 46,000            |             | \$ 20,000            |             | \$ (26,000)           |           |
| 51809 HEALTH INSURANCE               | \$ 54,813            |             | \$ 19,137            |             | \$ (35,676)           |           |
| 58852 FICA/MEDICARE EMPLOYER CONTRIB | \$ 7,005             |             | \$ 4,973             |             | \$ (2,032)            |           |
| 59933 WORKERS COMPENSATION           | \$ 1,798             |             | \$ 1,376             |             | \$ (422)              |           |
| <b>Total Salaries</b>                | <b>\$ 544,196</b>    | <b>10</b>   | <b>\$ 357,208</b>    | <b>8</b>    | <b>\$ (186,988)</b>   | <b>-2</b> |
| <b>Non-Personnel</b>                 |                      |             |                      |             |                       |           |
| 53330 BUSINESS TRAVEL                | \$ 45,076            |             | \$ 29,001            |             | \$ (16,075)           |           |
| 54411 EQUIPMENT                      | \$ 20,000            |             | \$ 17,491            |             | \$ (2,509)            |           |
| 54413 COMPUTER EQUIPMENT             | \$ 215,999           |             | \$ 175,907           |             | \$ (40,092)           |           |
| 55100 MATERIALS & SUPPLIES INSTRUCTN | \$ 224,225           |             | \$ 214,947           |             | \$ (9,278)            |           |
| 55574 OTHER MATERIALS & SUPPLIES     | \$ 21,109            |             | \$ 21,109            |             | \$ -                  |           |
| 55576 OTHER                          | \$ 28,950            |             | \$ 17,735            |             | \$ (11,215)           |           |
| 56694 OTHER CONTRACTUAL SERVICES     | \$ 228,600           |             | \$ 139,462           |             | \$ (89,138)           |           |
| 56904 TUTORS                         | \$ 65,600            |             | \$ 10,000            |             | \$ (55,600)           |           |
| <b>Total Non-Personnel</b>           | <b>\$ 849,559</b>    |             | <b>\$ 625,652</b>    |             | <b>\$ (223,907)</b>   |           |
| <b>Total Special Funds</b>           | <b>\$ 1,393,755</b>  | <b>10</b>   | <b>\$ 982,860</b>    | <b>8</b>    | <b>\$ (410,895)</b>   | <b>-2</b> |
| <b>Grand Total All Funds</b>         | <b>\$ 4,311,104</b>  | <b>53.6</b> | <b>\$ 3,849,786</b>  | <b>49.6</b> | <b>\$ (461,318)</b>   | <b>-4</b> |

Note: Due to estimated budget expenditures, this budget is subject to modifications(+/-).





# New Haven Public Schools

King Robinson Magnet: An IB World School  
 150 Fournier Street New Haven, CT 06511  
 (475) 220-2700

Grades: PreK-8

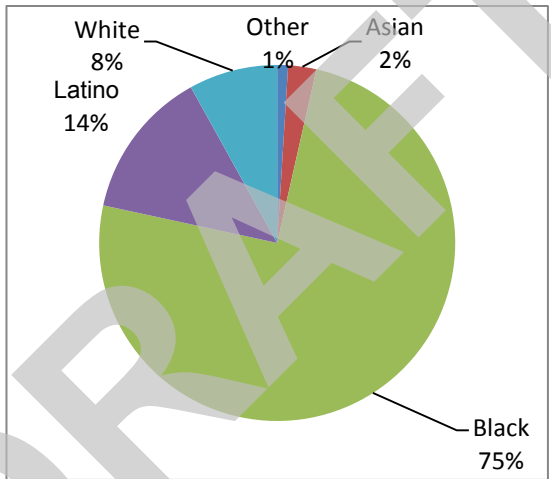
Enrollment: 509

## Student Performance

|      | 2016-17 | 2017-18 |
|------|---------|---------|
| Math | 16%     | 11%     |
| ELA  | 26%     | 23%     |

Percent of students achieving Proficient or better on Smarter Balanced Assessment in Grades 3-8 and/or SAT in Grade 11

## Student Demographics



## All Funds Budget Summary

|                     | Adjusted 18-19  | Proposed 19-20  |
|---------------------|-----------------|-----------------|
| FT Personnel:       | \$ 4,291,696.00 | \$ 4,320,251.00 |
| Non-Personnel:      | \$ 488,045.00   | \$ 439,188.00   |
| Total Expenditures: | \$ 4,779,741.00 | \$ 4,759,439.00 |

English Language Learners: 5%  
 Special Education: 12%  
 Free and Reduced Lunch: 78%

At King/Robinson, we equip students to be global citizens!

The school's magnet program equips students with skills, attitudes, and knowledge to become 21st century global citizens.

As IB learners, students learn to be critical thinkers, open-minded, and reflective about the role and potential for technology and STEM in the world around them.

Through inquiry-based learning, students will use their skills to take actions that lead to positive contributions to the world.



"I love designing and building in the STEM Lab." -Marc, Grade 6  
 "I love how our school welcomes and invites other cultures so that we can learn about other people." - Kashera, Grade 6

## STAFFING & ENROLLMENT

| Certified Staff           |                 |                   | Enrollment     |                 |                   | Non-Certified Staff    |                 |                   |
|---------------------------|-----------------|-------------------|----------------|-----------------|-------------------|------------------------|-----------------|-------------------|
|                           | Actual<br>18/19 | Proposed<br>19/20 | Grade<br>Level | Actual<br>18/19 | Proposed<br>19/20 |                        | Actual<br>18/19 | Proposed<br>19/20 |
| Principals                | 1               | 1                 | Pre-K          | 58              | 60                | Clerical Support       | 2               | 2                 |
| Assistant Principals      | 1               | 1                 | K              | 43              | 43                | Business Manager       | 1               | 1                 |
| Pre-K School              | 3               | 3                 | 1              | 45              | 43                | Paraprofessionals:     |                 |                   |
| Grades K-6 Classroom      | 19              | 16                | 2              | 52              | 44                | Grades K-1             | 4               | 4                 |
| Math                      | 2               | 2                 | 3              | 42              | 52                | Pre-K School           | 6               | 4                 |
| Bilingual/ESOL            | 0               | 0                 | 4              | 51              | 42                | SPED Para              | 2               | 2                 |
| Reading/Language Arts     | 2               | 2                 | 5              | 53              | 50                | Youth & Family Support | 3               | 3                 |
| Science                   | 1               | 1                 | 6              | 63              | 53                | School Security        | 1               | 1                 |
| Social Studies/History    | 1               | 1                 | 7              | 54              | 63                | Custodian              | 2               | 2                 |
| English                   | 1               | 1                 | 8              | 48              | 54                |                        |                 |                   |
| World Language            | 3               | 3                 | 9              |                 |                   |                        |                 |                   |
| Art                       | 1               | 1                 | 10             |                 |                   |                        |                 |                   |
| Music                     | 1               | 1                 | 11             |                 |                   |                        |                 |                   |
| Career/Tech Ed            | 1               | 1                 | 12             |                 |                   |                        |                 |                   |
| Physical Education        | 2               | 2                 |                |                 |                   |                        |                 |                   |
| Library Media             | 0.5             | 0                 |                |                 |                   |                        |                 |                   |
| Special Education         | 4               | 4                 |                |                 |                   |                        |                 |                   |
| Speech                    | 0.2             | 0.2               |                |                 |                   |                        |                 |                   |
| Coach - Math              | 1               | 1                 |                |                 |                   |                        |                 |                   |
| Coach - Literacy          | 1               | 1                 |                |                 |                   |                        |                 |                   |
| Other- Magnet Resource    | 2               | 2                 |                |                 |                   |                        |                 |                   |
| School Counselor          | 0.5             | 1                 |                |                 |                   |                        |                 |                   |
| Social Worker             | 1               | 1                 |                |                 |                   |                        |                 |                   |
| School Psychologist       | 0.6             | 0.6               |                |                 |                   |                        |                 |                   |
| School Climate Specialist |                 |                   |                |                 |                   |                        |                 |                   |
| <b>Total</b>              | <b>49.8</b>     | <b>46.8</b>       | <b>Total</b>   | <b>509</b>      | <b>504</b>        | <b>Total</b>           | <b>21</b>       | <b>19</b>         |

|                       | Actual      | Proposed    |
|-----------------------|-------------|-------------|
| <b>Staffing Total</b> | <b>70.8</b> | <b>65.8</b> |

|  |             |             |
|--|-------------|-------------|
| <b>Instructional Staff:</b>              | <b>45.7</b> | <b>42.2</b> |
| <b>Students Per Instructional Staff:</b> | <b>11.1</b> | <b>11.9</b> |

Note: Due to estimated budget expenditures, this budget is subject to modifications(+/-).

|                                      | Adjusted<br>FY 18/19 |             | Proposed<br>FY 19/20 |             | Difference<br>(+ / -) |           |
|--------------------------------------|----------------------|-------------|----------------------|-------------|-----------------------|-----------|
| <b>General Funds</b>                 |                      |             |                      |             |                       |           |
| CERTIFIED STAFF                      | \$ 1,791,855         | 23.8        | \$ 1,795,725         | 20.8        | \$ 3,870              | -3        |
| NON-CERTIFIED STAFF                  | \$ 247,258           | 6           | \$ 212,494           | 4           | \$ (34,764)           | -2        |
| 50136 PART TIME STAFF                | \$ 16,457            |             | \$ 14,630            |             | \$ (1,827)            |           |
| <b>Total Salaries</b>                | <b>\$ 2,055,570</b>  | <b>29.8</b> | <b>\$ 2,022,849</b>  | <b>24.8</b> | <b>\$ (32,721)</b>    | <b>-5</b> |
| <b>Non-Personnel</b>                 |                      |             |                      |             |                       |           |
| 55512 ED. SUPPLY INVENTORY           | \$ 15,000            |             | \$ 15,000            |             | \$ -                  |           |
| 55520 GENERAL/OFFICE SUPPLY          | \$ 7,170             |             | \$ 5,000             |             | \$ (2,170)            |           |
| 55531 TEXTBOOKS                      | \$ 8,687             |             | \$ 6,260             |             | \$ (2,427)            |           |
| <b>Total Non-Personnel</b>           | <b>\$ 30,857</b>     |             | <b>\$ 26,260</b>     |             | <b>\$ (4,597)</b>     |           |
| <b>Total General Funds</b>           | <b>\$ 2,086,427</b>  | <b>29.8</b> | <b>\$ 2,049,109</b>  | <b>24.8</b> | <b>\$ (37,318)</b>    | <b>-5</b> |
| <b>InterDistrict Funds</b>           |                      |             |                      |             |                       |           |
| CERTIFIED STAFF                      | \$ 1,582,682         | 25          | \$ 1,629,425         | 25          | \$ 46,743             | 0         |
| NON-CERTIFIED STAFF                  | \$ 196,243           | 7           | \$ 197,155           | 7           | \$ 912                | 0         |
| 50136 PART TIME STAFF                | \$ 108,812           |             | \$ 105,000           |             | \$ (3,812)            |           |
| <b>Total Salaries</b>                | <b>\$ 1,887,737</b>  | <b>32</b>   | <b>\$ 1,931,580</b>  | <b>32</b>   | <b>\$ 43,843</b>      | <b>0</b>  |
| <b>Non-Personnel</b>                 |                      |             |                      |             |                       |           |
| 56694 OTHER CONTRACTUAL SERVICES     | \$ 17,718            |             | \$ 18,000            |             | \$ 282                |           |
| <b>Total Non-Personnel</b>           | <b>\$ 17,718</b>     |             | <b>\$ 18,000</b>     |             | <b>\$ 282</b>         |           |
| <b>Total Interdistrict Funds</b>     | <b>\$ 1,905,455</b>  | <b>32</b>   | <b>\$ 1,949,580</b>  | <b>32</b>   | <b>\$ 44,125</b>      | <b>0</b>  |
| <b>Special Funds</b>                 |                      |             |                      |             |                       |           |
| CERTIFIED STAFF                      | \$ 69,782            | 1           | \$ 69,952            | 1           | \$ 170                | 0         |
| NON-CERTIFIED STAFF                  | \$ 193,534           | 8           | \$ 193,534           | 8           | \$ -                  | 0         |
| 50148 CURRICULUM DEVELOPMENT         | \$ 20,000            |             | \$ 15,000            |             | \$ (5,000)            |           |
| 51809 HEALTH INSURANCE               | \$ 56,496            |             | \$ 75,252            |             | \$ 18,756             |           |
| 58852 FICA/MEDICARE EMPLOYER CONTRIB | \$ 6,921             |             | \$ 9,395             |             | \$ 2,474              |           |
| 59933 WORKERS COMPENSATION           | \$ 1,656             |             | \$ 2,689             |             | \$ 1,033              |           |
| <b>Total Salaries</b>                | <b>\$ 348,389</b>    | <b>9</b>    | <b>\$ 365,822</b>    | <b>9</b>    | <b>\$ 17,433</b>      | <b>0</b>  |
| <b>Non-Personnel</b>                 |                      |             |                      |             |                       |           |
| 53330 BUSINESS TRAVEL                | \$ 43,108            |             | \$ 20,641            |             | \$ (22,467)           |           |
| 54411 EQUIPMENT                      | \$ 14,697            |             | \$ 16,083            |             | \$ 1,386              |           |
| 54413 COMPUTER EQUIPMENT             | \$ 111,188           |             | \$ 97,756            |             | \$ (13,432)           |           |
| 55100 MATERIALS & SUPPLIES INSTRUCTN | \$ 62,000            |             | \$ 100,571           |             | \$ 38,571             |           |
| 55574 OTHER MATERIALS & SUPPLIES     | \$ 5,604             |             | \$ 8,604             |             | \$ 3,000              |           |
| 55576 OTHER                          | \$ 19,000            |             | \$ 24,200            |             | \$ 5,200              |           |
| 56694 OTHER CONTRACTUAL SERVICES     | \$ 120,173           |             | \$ 97,073            |             | \$ (23,100)           |           |
| 56904 TUTORS                         | \$ 63,700            |             | \$ 30,000            |             | \$ (33,700)           |           |
| <b>Total Non-Personnel</b>           | <b>\$ 439,470</b>    |             | <b>\$ 394,928</b>    |             | <b>\$ (44,542)</b>    |           |
| <b>Total Special Funds</b>           | <b>\$ 787,859</b>    | <b>9</b>    | <b>\$ 760,750</b>    | <b>9</b>    | <b>\$ (27,109)</b>    | <b>0</b>  |
| <b>Grand Total All Funds</b>         | <b>\$ 4,779,741</b>  | <b>70.8</b> | <b>\$ 4,759,439</b>  | <b>65.8</b> | <b>\$ (20,302)</b>    | <b>-5</b> |

Note: Due to estimated budget expenditures, this budget is subject to modifications(+/-).





# New Haven Public Schools

Grades: PreK-8

L.W. Beecher Museum School of Arts and Sciences  
 100 Jewel Street New Haven, CT 06511  
 (475) 220-3800

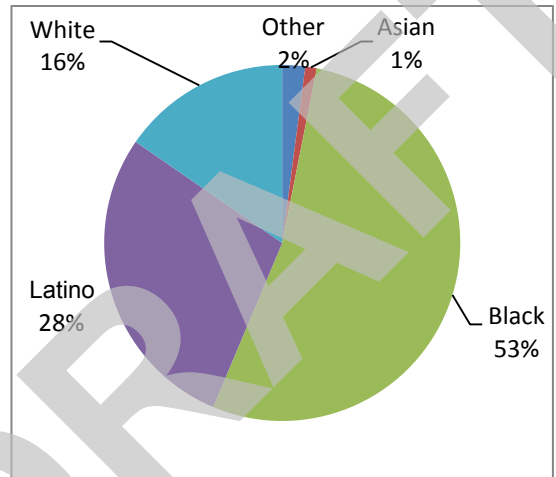
Enrollment: 481

## Student Performance

|      | 2016-17 | 2017-18 |
|------|---------|---------|
| Math | 14%     | 21%     |
| ELA  | 30%     | 36%     |

Percent of students achieving Proficient or better on Smarter Balanced Assessment in Grades 3-8 and/or SAT in Grade 11

## Student Demographics



## All Funds Budget Summary

|                            | Adjusted 18-19         | Proposed 19-20         |
|----------------------------|------------------------|------------------------|
| FT Personnel:              | \$ 3,366,788.00        | \$ 3,515,899.00        |
| Non-Personnel:             | \$ 216,114.00          | \$ 151,988.00          |
| <b>Total Expenditures:</b> | <b>\$ 3,582,902.00</b> | <b>\$ 3,667,887.00</b> |

English Language Learners: 4%  
 Special Education: 11%  
 Free and Reduced Lunch: 70%

At L.W. Beecher Museum Magnet School of Arts and Sciences, knowledge is brought alive!

At Beecher school, knowledge from many disciplines and eras are brought to life.

Beecher takes a "hands-on" approach to learning, using theme-based and object-based studies to help students explore, apply and create knowledge in both individual and group projects.

Students present their conclusions through quarterly exhibitions, portfolios and publications. Schoolwide "Exhibition Nights" are opportunities for classrooms to become museums and students become docents.

Through museum field trips and classroom visits by museum professionals, students learn how to make connections as robust, curious thinkers and explorers.



"What I like about Beecher is how the teachers inspire us to try new things, to learn in new ways, and let us experiment without judgement." -Luis, Grade 7

**STAFFING & ENROLLMENT**

| <b>Certified Staff</b>    |                         |                           | <b>Enrollment</b>      |                         |                           | <b>Non-Certified Staff</b> |                         |                           |
|---------------------------|-------------------------|---------------------------|------------------------|-------------------------|---------------------------|----------------------------|-------------------------|---------------------------|
|                           | <b>Actual<br/>18/19</b> | <b>Proposed<br/>19/20</b> | <b>Grade<br/>Level</b> | <b>Actual<br/>18/19</b> | <b>Proposed<br/>19/20</b> |                            | <b>Actual<br/>18/19</b> | <b>Proposed<br/>19/20</b> |
| Principals                | 1                       | 1                         | <b>Pre-K</b>           | 77                      | 80                        | Clerical Support           | 1                       | 1                         |
| Assistant Principals      | 1                       | 1                         | <b>K</b>               | 39                      | 41                        | Business Manager           | 1                       | 1                         |
| Pre-K School              | 4                       | 4                         | <b>1</b>               | 47                      | 41                        | Paraprofessionals:         |                         |                           |
| Grades K-6 Classroom      | 14                      | 14                        | <b>2</b>               | 46                      | 46                        | Grades K-1                 | 8                       | 8                         |
| Math                      | 1                       | 1                         | <b>3</b>               | 45                      | 47                        | Pre-K School               | 4                       | 4                         |
| Bilingual/ESOL            | 0                       | 0                         | <b>4</b>               | 47                      | 44                        | SPED Para                  | 3                       | 3                         |
| Reading/Language Arts     | 2                       | 2                         | <b>5</b>               | 48                      | 48                        | Youth & Family Support     | 1                       | 1                         |
| Science                   | 1                       | 1                         | <b>6</b>               | 45                      | 49                        | School Security            | 1                       | 1                         |
| Social Studies/History    | 1                       | 1                         | <b>7</b>               | 44                      | 46                        | Custodian                  | 2                       | 2                         |
| English                   | 1                       | 1                         | <b>8</b>               | 43                      | 44                        |                            |                         |                           |
| World Language            | 1                       | 1                         | <b>9</b>               |                         |                           |                            |                         |                           |
| Art                       | 1                       | 1                         | <b>10</b>              |                         |                           |                            |                         |                           |
| Music                     | 1                       | 1                         | <b>11</b>              |                         |                           |                            |                         |                           |
| Career/Tech Ed            | 0                       | 0                         | <b>12</b>              |                         |                           |                            |                         |                           |
| Physical Education        | 2                       | 2                         |                        |                         |                           |                            |                         |                           |
| Library Media             | 0                       | 0                         |                        |                         |                           |                            |                         |                           |
| Special Education         | 2                       | 3                         |                        |                         |                           |                            |                         |                           |
| Speech                    | 0.2                     | 0.2                       |                        |                         |                           |                            |                         |                           |
| Coach - Math              | 1                       | 1                         |                        |                         |                           |                            |                         |                           |
| Coach - Literacy          | 1                       | 1                         |                        |                         |                           |                            |                         |                           |
| Other-Magnet Resource     | 1                       | 1                         |                        |                         |                           |                            |                         |                           |
| School Counselor          | 1                       | 1                         |                        |                         |                           |                            |                         |                           |
| Social Worker             | 1                       | 1                         |                        |                         |                           |                            |                         |                           |
| School Psychologist       |                         |                           |                        |                         |                           |                            |                         |                           |
| School Climate Specialist |                         |                           |                        |                         |                           |                            |                         |                           |
| <b>Total</b>              | <b>38.2</b>             | <b>39.2</b>               | <b>Total</b>           | <b>481</b>              | <b>486</b>                | <b>Total</b>               | <b>21</b>               | <b>21</b>                 |

|                       | <b>Actual</b> | <b>Proposed</b> |
|-----------------------|---------------|-----------------|
| <b>Staffing Total</b> | <b>59.2</b>   | <b>60.2</b>     |

|  |             |             |
|--|-------------|-------------|
| <b>Instructional Staff:</b>              | <b>34.2</b> | <b>35.2</b> |
| <b>Students Per Instructional Staff:</b> | <b>14.1</b> | <b>13.8</b> |

*Note: Due to estimated budget expenditures, this budget is subject to modifications(+/-).*



|                                      | Adjusted<br>FY 18/19 |                  | Proposed<br>FY 19/20 |    | Difference<br>(+ / -) |             |    |                 |          |
|--------------------------------------|----------------------|------------------|----------------------|----|-----------------------|-------------|----|-----------------|----------|
| <b>General Funds</b>                 |                      |                  |                      |    |                       |             |    |                 |          |
| CERTIFIED STAFF                      | \$                   | 1,044,024        | 13.2                 | \$ | 1,068,211             | 13.2        | \$ | 24,187          | 0        |
| NON-CERTIFIED STAFF                  | \$                   | 318,997          | 9                    | \$ | 328,827               | 9           | \$ | 9,830           | 0        |
| 50136 PART TIME STAFF                | \$                   | 15,241           |                      | \$ | 13,894                |             | \$ | (1,347)         |          |
| <b>Total Salaries</b>                | \$                   | <b>1,378,262</b> | <b>22.2</b>          | \$ | <b>1,410,932</b>      | <b>22.2</b> | \$ | <b>32,670</b>   | <b>0</b> |
| <b>Non-Personnel</b>                 |                      |                  |                      |    |                       |             |    |                 |          |
| 54415 FURNITURE                      | \$                   | 4,500            |                      | \$ | 4,488                 |             | \$ | (12)            |          |
| 55512 ED. SUPPLY INVENTORY           | \$                   | 4,000            |                      | \$ | 4,000                 |             | \$ | -               |          |
| 55520 GENERAL/OFFICE SUPPLY          | \$                   | 5,200            |                      | \$ | 12,000                |             | \$ | 6,800           |          |
| <b>Total Non-Personnel</b>           | \$                   | <b>13,700</b>    |                      | \$ | <b>20,488</b>         |             | \$ | <b>6,788</b>    |          |
| <b>Total General Funds</b>           | \$                   | <b>1,391,962</b> | <b>22.2</b>          | \$ | <b>1,431,420</b>      | <b>22.2</b> | \$ | <b>39,458</b>   | <b>0</b> |
| <b>InterDistrict Funds</b>           |                      |                  |                      |    |                       |             |    |                 |          |
| CERTIFIED STAFF                      | \$                   | 1,527,418        | 24                   | \$ | 1,638,826             | 25          | \$ | 111,408         | 1        |
| NON-CERTIFIED STAFF                  | \$                   | 307,134          | 12                   | \$ | 309,165               | 12          | \$ | 2,031           | 0        |
| 50136 PART TIME STAFF                | \$                   | 79,569           |                      | \$ | 80,000                |             | \$ | 431             |          |
| <b>Total Salaries</b>                | \$                   | <b>1,914,121</b> | <b>36</b>            | \$ | <b>2,027,991</b>      | <b>37</b>   | \$ | <b>113,870</b>  | <b>1</b> |
| <b>Non-Personnel</b>                 |                      |                  |                      |    |                       |             |    |                 |          |
| 55100 MATERIALS & SUPPLIES INSTRUCTN | \$                   | 13,414           |                      | \$ | 5,000                 |             | \$ | (8,414)         |          |
| 56613 COMMUNICATIONS/WEBSITES        | \$                   | 1,000            |                      | \$ | 1,500                 |             | \$ | 500             |          |
| <b>Total Non-Personnel</b>           | \$                   | <b>14,414</b>    |                      | \$ | <b>6,500</b>          |             | \$ | <b>(7,914)</b>  |          |
| <b>Total Interdistrict Funds</b>     | \$                   | <b>1,928,535</b> | <b>36</b>            | \$ | <b>2,034,491</b>      | <b>37</b>   | \$ | <b>105,956</b>  | <b>1</b> |
| <b>Special Funds</b>                 |                      |                  |                      |    |                       |             |    |                 |          |
| CERTIFIED STAFF                      | \$                   | 74,405           | 1                    | \$ | 76,976                | 1           | \$ | 2,571           | 0        |
| <b>Total Salaries</b>                | \$                   | <b>74,405</b>    | <b>1</b>             | \$ | <b>76,976</b>         | <b>1</b>    | \$ | <b>2,571</b>    | <b>0</b> |
| <b>Non-Personnel</b>                 |                      |                  |                      |    |                       |             |    |                 |          |
| 54413 COMPUTER EQUIPMENT             | \$                   | 188,000          |                      | \$ | 125,000               |             | \$ | (63,000)        |          |
| <b>Total Non-Personnel</b>           | \$                   | <b>188,000</b>   |                      | \$ | <b>125,000</b>        |             | \$ | <b>(63,000)</b> |          |
| <b>Total Special Funds</b>           | \$                   | <b>262,405</b>   | <b>1</b>             | \$ | <b>201,976</b>        | <b>1</b>    | \$ | <b>(60,429)</b> | <b>0</b> |
| <b>Grand Total All Funds</b>         | \$                   | <b>3,582,902</b> | <b>59.2</b>          | \$ | <b>3,667,887</b>      | <b>60.2</b> | \$ | <b>84,985</b>   | <b>1</b> |

Note: Due to estimated budget expenditures, this budget is subject to modifications(+/-).

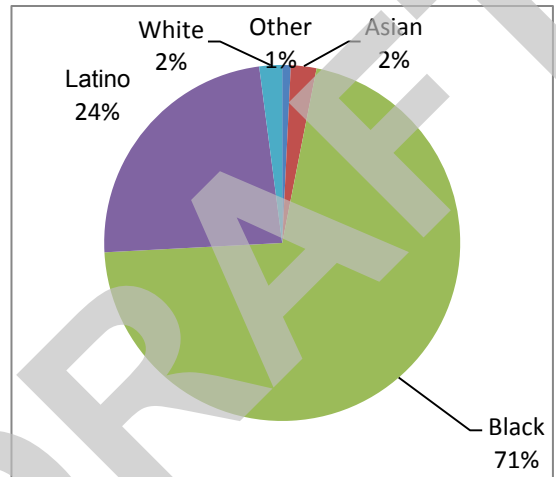


### Student Performance

|      | 2016-17 | 2017-18 |
|------|---------|---------|
| Math | 29%     | 8%      |
| ELA  | 23%     | 19%     |

Percent of students achieving Proficient or better on Smarter Balanced Assessment in Grades 3-8 and/or SAT in Grade 11

### Student Demographics



### All Funds Budget Summary

|                            | Adjusted 18-19         | Proposed 19-20         |
|----------------------------|------------------------|------------------------|
| FT Personnel:              | \$ 2,959,078.00        | \$ 2,845,358.00        |
| Non-Personnel:             | \$ 521,778.00          | \$ 302,145.00          |
| <b>Total Expenditures:</b> | <b>\$ 3,480,856.00</b> | <b>\$ 3,147,503.00</b> |

English Language Learners: 3%  
 Special Education: 22%  
 Free and Reduced Lunch: 78%

At Lincoln-Bassett, Eagles SOAR and failure is not an option.

Lincoln-Bassett Community School is a school where family comes first. We welcome parent and community involvement to meet the needs of all our students.

This school has interactive white boards in every classroom, and students in grades 1-6 have individually assigned Chromebooks to access interventions, enrichment and classroom assignments.

Students in kindergarten have use of both iPads and Chromebooks to access specific developmentally appropriate content.

At Lincoln-Bassett teachers strive to challenge students with project-based learning opportunities that allow students to be leaders in their own learning.



"Because of my school I know I am 100% ready for my future."  
 - Xavier, Grade 6

**STAFFING & ENROLLMENT**

| Certified Staff           |                 |                   | Enrollment     |                 |                   | Non-Certified Staff    |                 |                   |
|---------------------------|-----------------|-------------------|----------------|-----------------|-------------------|------------------------|-----------------|-------------------|
|                           | Actual<br>18/19 | Proposed<br>19/20 | Grade<br>Level | Actual<br>18/19 | Proposed<br>19/20 |                        | Actual<br>18/19 | Proposed<br>19/20 |
| Principals                | 1               | 1                 | Pre-K          | 41              | 39                | Clerical Support       | 2               | 2                 |
| Assistant Principals      | 0               | 1                 | K              | 63              | 65                | Paraprofessionals:     |                 |                   |
| Pre-K School              | 0               | 0                 | 1              | 57              | 65                | Grades K-1             | 6               | 6                 |
| Grades K-6 Classroom      | 18              | 16                | 2              | 49              | 58                | Pre-K School           | 4               | 4                 |
| Math                      | 0               | 0                 | 3              | 41              | 53                | SPED Para              | 4               | 4                 |
| Bilingual/ESOL            | 0               | 0                 | 4              | 48              | 41                | Youth & Family Support | 2               | 2                 |
| Reading/Language Arts     | 0               | 0                 | 5              | 47              | 47                | School Security        | 1               | 1                 |
| Science                   | 0               | 0                 | 6              | 41              | 48                | Custodian              | 1               | 1                 |
| Social Studies/History    | 0               | 0                 | 7              |                 |                   |                        |                 |                   |
| English                   | 0               | 0                 | 8              |                 |                   |                        |                 |                   |
| World Language            | 0               | 0                 | 9              |                 |                   |                        |                 |                   |
| Art                       | 1               | 1                 | 10             |                 |                   |                        |                 |                   |
| Music                     | 0               | 0                 | 11             |                 |                   |                        |                 |                   |
| Career/Tech Ed            | 0               | 0                 | 12             |                 |                   |                        |                 |                   |
| Physical Education        | 1               | 1                 |                |                 |                   |                        |                 |                   |
| Library Media             | 0               | 0                 |                |                 |                   |                        |                 |                   |
| Special Education         | 7               | 7                 |                |                 |                   |                        |                 |                   |
| Speech                    | 0.4             | 0.4               |                |                 |                   |                        |                 |                   |
| Coach - Math              | 1               | 1                 |                |                 |                   |                        |                 |                   |
| Coach - Literacy          | 1               | 1                 |                |                 |                   |                        |                 |                   |
| Other                     |                 |                   |                |                 |                   |                        |                 |                   |
| School Counselor          | 1               | 1                 |                |                 |                   |                        |                 |                   |
| Social Worker             | 1               | 1                 |                |                 |                   |                        |                 |                   |
| School Psychologist       | 0.6             | 0.6               |                |                 |                   |                        |                 |                   |
| School Climate Specialist | 1               | 1                 |                |                 |                   |                        |                 |                   |
| <b>Total</b>              | <b>34</b>       | <b>33</b>         | <b>Total</b>   | <b>387</b>      | <b>416</b>        | <b>Total</b>           | <b>20</b>       | <b>20</b>         |

|                       | Actual    | Proposed  |
|-----------------------|-----------|-----------|
| <b>Staffing Total</b> | <b>54</b> | <b>53</b> |

|  |             |             |
|--|-------------|-------------|
| <b>Instructional Staff:</b>              | <b>29.4</b> | <b>27.4</b> |
| <b>Students Per Instructional Staff:</b> | <b>13.2</b> | <b>15.2</b> |

Note: Due to estimated budget expenditures, this budget is subject to modifications(+/-).

|                                      | Adjusted<br>FY 18/19 |                  | Proposed<br>FY 19/20 |    | Difference<br>(+ / -) |           |    |                  |           |
|--------------------------------------|----------------------|------------------|----------------------|----|-----------------------|-----------|----|------------------|-----------|
| <b>General Funds</b>                 |                      |                  |                      |    |                       |           |    |                  |           |
| CERTIFIED STAFF                      | \$                   | 2,127,878        | 33                   | \$ | 2,066,933             | 32        | \$ | (60,945)         | -1        |
| NON-CERTIFIED STAFF                  | \$                   | 358,597          | 10                   | \$ | 412,729               | 11        | \$ | 54,132           | 1         |
| 50136 PART TIME STAFF                | \$                   | 22,408           |                      | \$ | 34,000                |           | \$ | 11,592           |           |
| <b>Total Salaries</b>                | \$                   | <b>2,508,883</b> | <b>43</b>            | \$ | <b>2,513,662</b>      | <b>43</b> | \$ | <b>4,779</b>     | <b>0</b>  |
| <b>Non-Personnel</b>                 |                      |                  |                      |    |                       |           |    |                  |           |
| 54415 FURNITURE                      | \$                   | 3,000            |                      | \$ | 9,500                 |           | \$ | 6,500            |           |
| 55520 GENERAL/OFFICE SUPPLY          | \$                   | 13,151           |                      | \$ | 5,000                 |           | \$ | (8,151)          |           |
| <b>Total Non-Personnel</b>           | \$                   | <b>18,651</b>    |                      | \$ | <b>17,000</b>         |           | \$ | <b>(1,651)</b>   |           |
| <b>Total General Funds</b>           | \$                   | <b>2,527,534</b> | <b>43</b>            | \$ | <b>2,530,662</b>      | <b>43</b> | \$ | <b>3,128</b>     | <b>0</b>  |
| <b>InterDistrict Funds</b>           |                      |                  |                      |    |                       |           |    |                  |           |
| <b>Total Interdistrict Funds</b>     | \$                   | <b>-</b>         | <b>0</b>             | \$ | <b>-</b>              | <b>0</b>  | \$ | <b>-</b>         | <b>0</b>  |
| <b>Special Funds</b>                 |                      |                  |                      |    |                       |           |    |                  |           |
| CERTIFIED STAFF                      | \$                   | 48,901           | 1                    | \$ | 50,440                | 1         | \$ | 1,539            | 0         |
| NON-CERTIFIED STAFF                  | \$                   | 285,343          | 10                   | \$ | 262,590               | 9         | \$ | (22,753)         | -1        |
| 50136 PART TIME STAFF                | \$                   | 103,885          |                      | \$ | 17,000                |           | \$ | (86,885)         |           |
| 58852 FICA/MEDICARE EMPLOYER CONTRIB | \$                   | 10,701           |                      | \$ | 1,550                 |           | \$ | (9,151)          |           |
| 59933 WORKERS COMPENSATION           | \$                   | 1,365            |                      | \$ | 116                   |           | \$ | (1,249)          |           |
| <b>Total Salaries</b>                | \$                   | <b>450,195</b>   | <b>11</b>            | \$ | <b>331,696</b>        | <b>10</b> | \$ | <b>(118,499)</b> | <b>-1</b> |
| <b>Non-Personnel</b>                 |                      |                  |                      |    |                       |           |    |                  |           |
| 54413 COMPUTER EQUIPMENT             | \$                   | 73,000           |                      | \$ | 64,000                |           | \$ | (9,000)          |           |
| 55100 MATERIALS & SUPPLIES INSTRUCTN | \$                   | 247,227          |                      | \$ | 89,845                |           | \$ | (157,382)        |           |
| 56694 OTHER CONTRACTUAL SERVICES     | \$                   | 182,900          |                      | \$ | 131,300               |           | \$ | (51,600)         |           |
| <b>Total Non-Personnel</b>           | \$                   | <b>503,127</b>   |                      | \$ | <b>285,145</b>        |           | \$ | <b>(217,982)</b> |           |
| <b>Total Special Funds</b>           | \$                   | <b>953,322</b>   | <b>11</b>            | \$ | <b>616,841</b>        | <b>10</b> | \$ | <b>(336,481)</b> | <b>-1</b> |
| <b>Grand Total All Funds</b>         | \$                   | <b>3,480,856</b> | <b>54</b>            | \$ | <b>3,147,503</b>      | <b>53</b> | \$ | <b>(333,353)</b> | <b>-1</b> |

Note: Due to estimated budget expenditures, this budget is subject to modifications(+/-).

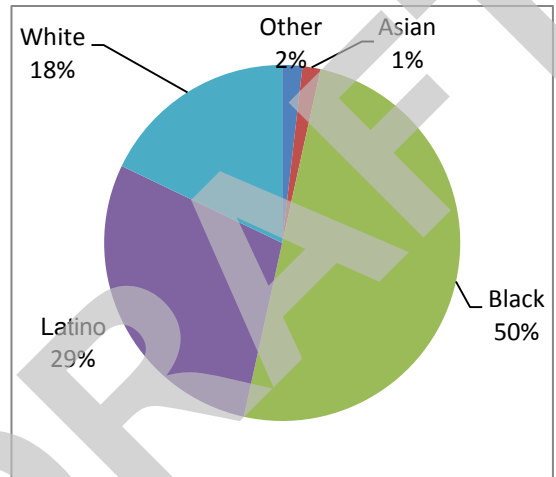


## Student Performance

|      | 2016-17 | 2017-18 |
|------|---------|---------|
| Math | 40%     | 46%     |
| ELA  | 49%     | 55%     |

Percent of students achieving Proficient or better on Smarter Balanced Assessment in Grades 3-8 and/or SAT in Grade 11

## Student Demographics



## All Funds Budget Summary

|                            | Adjusted 18-19         | Proposed 19-20         |
|----------------------------|------------------------|------------------------|
| FT Personnel:              | \$ 4,152,706.00        | \$ 4,255,831.00        |
| Non-Personnel:             | \$ 64,079.00           | \$ 63,000.00           |
| <b>Total Expenditures:</b> | <b>\$ 4,216,785.00</b> | <b>\$ 4,318,831.00</b> |

|                            |     |
|----------------------------|-----|
| English Language Learners: | 10% |
| Special Education:         | 14% |
| Free and Reduced Lunch:    | 70% |

At Mauro-Sheridan, students achieve the extraordinary together!

This school provides an exciting, positive, and caring place where all children are challenged to succeed at their highest level.

Students love getting to know each other through hands-on projects and STEAM activities that complement the spirit of inquiry at MASH.

The school community celebrates science, technology and communications and the magnet themes enriches how students learn so that every day they investigate problems, embrace challenges and think outside the box.

At Mauro-Sheridan students develop and grow a great deal over the course of the year. It is wonderful to watch them as they expand their knowledge and prepare for the future!



"I love being part of the morning news. I'm the audio-mixer but I also make sure that the team is focused. I've learned how to work on a real-world project at Mauro-Sheridan." - Serina, Grade 6

## STAFFING & ENROLLMENT

| Certified Staff           | Enrollment      |                   |                | Non-Certified Staff |                   |                        |                   |           |
|---------------------------|-----------------|-------------------|----------------|---------------------|-------------------|------------------------|-------------------|-----------|
|                           | Actual<br>18/19 | Proposed<br>19/20 | Grade<br>Level | Actual<br>18/19     | Proposed<br>19/20 | Actual<br>18/19        | Proposed<br>19/20 |           |
| Principals                | 1               | 1                 | <b>Pre-K</b>   | 59                  | 60                | Clerical Support       | 1                 | 1         |
| Assistant Principals      | 1               | 1                 | <b>K</b>       | 48                  | 48                | Business Manager       | 1                 | 1         |
| Pre-K School              | 3               | 3                 | <b>1</b>       | 50                  | 48                | Paraprofessionals:     |                   |           |
| Grades K-6 Classroom      | 16              | 16                | <b>2</b>       | 47                  | 50                | Grades K-1             | 4                 | 4         |
| Math                      | 2               | 2                 | <b>3</b>       | 52                  | 49                | Pre-K School           | 5                 | 4         |
| Bilingual/ESOL            | 0.6             | 0.6               | <b>4</b>       | 71                  | 52                | SPED Para              | 2                 | 2         |
| Reading/Language Arts     | 3               | 2                 | <b>5</b>       | 70                  | 70                | Youth & Family Support | 1                 | 1         |
| Science                   | 2               | 2                 | <b>6</b>       | 52                  | 71                | School Security        | 1                 | 1         |
| Social Studies/History    | 2               | 2                 | <b>7</b>       | 49                  | 53                | Custodian              | 2                 | 2         |
| English                   | 1               | 1                 | <b>8</b>       | 50                  | 49                |                        |                   |           |
| World Language            | 2               | 2                 | <b>9</b>       |                     |                   |                        |                   |           |
| Art                       | 2               | 1                 | <b>10</b>      |                     |                   |                        |                   |           |
| Music                     | 2               | 2                 | <b>11</b>      |                     |                   |                        |                   |           |
| Career/Tech Ed            | 0               | 0                 | <b>12</b>      |                     |                   |                        |                   |           |
| Physical Education        | 2               | 2                 |                |                     |                   |                        |                   |           |
| Library Media             | 1               | 0.5               |                |                     |                   |                        |                   |           |
| Special Education         | 4               | 4                 |                |                     |                   |                        |                   |           |
| Speech                    | 0.6             | 0.6               |                |                     |                   |                        |                   |           |
| Coach - Math              | 1               | 1                 |                |                     |                   |                        |                   |           |
| Coach - Literacy          | 0               | 0                 |                |                     |                   |                        |                   |           |
| Other-Magnet Resource     | 1               | 1                 |                |                     |                   |                        |                   |           |
| School Counselor          | 0.5             | 1                 |                |                     |                   |                        |                   |           |
| Social Worker             | 1               | 1                 |                |                     |                   |                        |                   |           |
| School Psychologist       | 0.6             | 0.6               |                |                     |                   |                        |                   |           |
| School Climate Specialist |                 |                   |                |                     |                   |                        |                   |           |
| <b>Total</b>              | <b>49.3</b>     | <b>47.3</b>       | <b>Total</b>   | <b>548</b>          | <b>550</b>        | <b>Total</b>           | <b>17</b>         | <b>16</b> |

|                       | Actual      | Proposed    |
|-----------------------|-------------|-------------|
| <b>Staffing Total</b> | <b>66.3</b> | <b>63.3</b> |

|  |             |             |
|--|-------------|-------------|
| <b>Instructional Staff:</b>              | <b>45.2</b> | <b>42.7</b> |
| <b>Students Per Instructional Staff:</b> | <b>12.1</b> | <b>12.9</b> |

*Note: Due to estimated budget expenditures, this budget is subject to modifications(+/-).*

|                                      | Adjusted<br>FY 18/19 |             | Proposed<br>FY 19/20 |             | Difference<br>(+ / -) |           |
|--------------------------------------|----------------------|-------------|----------------------|-------------|-----------------------|-----------|
| <b>General Funds</b>                 |                      |             |                      |             |                       |           |
| CERTIFIED STAFF                      | \$ 1,920,978         | 26.3        | \$ 1,758,617         | 23.3        | \$ (162,361)          | -3        |
| NON-CERTIFIED STAFF                  | \$ 185,921           | 4           | \$ 194,733           | 4           | \$ 8,812              | 0         |
| 50136 PART TIME STAFF                | \$ 15,241            |             | \$ 14,262            |             | \$ (979)              |           |
| <b>Total Salaries</b>                | <b>\$ 2,122,140</b>  | <b>30.3</b> | <b>\$ 1,967,612</b>  | <b>27.3</b> | <b>\$ (154,528)</b>   | <b>-3</b> |
| <b>Non-Personnel</b>                 |                      |             |                      |             |                       |           |
| <b>Total Non-Personnel</b>           | <b>\$ -</b>          |             | <b>\$ -</b>          |             | <b>\$ -</b>           |           |
| <b>Total General Funds</b>           | <b>\$ 2,122,140</b>  | <b>30.3</b> | <b>\$ 1,967,612</b>  | <b>27.3</b> | <b>\$ (154,528)</b>   | <b>-3</b> |
| <b>InterDistrict Funds</b>           |                      |             |                      |             |                       |           |
| CERTIFIED STAFF                      | \$ 1,468,130         | 22          | \$ 1,501,733         | 22          | \$ 33,603             | 0         |
| NON-CERTIFIED STAFF                  | \$ 301,872           | 11          | \$ 304,734           | 11          | \$ 2,862              | 0         |
| 50136 PART TIME STAFF                | \$ 156,920           |             | \$ 166,200           |             | \$ 9,280              |           |
| <b>Total Salaries</b>                | <b>\$ 1,926,922</b>  | <b>33</b>   | <b>\$ 1,972,667</b>  | <b>33</b>   | <b>\$ 45,745</b>      | <b>0</b>  |
| <b>Non-Personnel</b>                 |                      |             |                      |             |                       |           |
| 54413 COMPUTER EQUIPMENT             | \$ 15,833            |             | \$ 16,000            |             | \$ 167                |           |
| 55100 MATERIALS & SUPPLIES INSTRUCTN | \$ 16,654            |             | \$ 12,000            |             | \$ (4,654)            |           |
| 55101 MATERIALS & SUPPLIES ADMIN     | \$ 1,112             |             | \$ 2,000             |             | \$ 888                |           |
| 55531 TEXTBOOKS                      | \$ 13,714            |             | \$ 14,000            |             | \$ 286                |           |
| 56613 COMMUNICATIONS/WEBSITES        | \$ 1,000             |             | \$ 2,000             |             | \$ 1,000              |           |
| 56694 OTHER CONTRACTUAL SERVICES     | \$ 1,470             |             | \$ 2,000             |             | \$ 530                |           |
| 56697 OTHER PURCHASED SERVICES BOE   | \$ 14,296            |             | \$ 15,000            |             | \$ 704                |           |
| <b>Total Non-Personnel</b>           | <b>\$ 64,079</b>     |             | <b>\$ 63,000</b>     |             | <b>\$ (1,079)</b>     |           |
| <b>Total Interdistrict Funds</b>     | <b>\$ 1,991,001</b>  | <b>33</b>   | <b>\$ 2,035,667</b>  | <b>33</b>   | <b>\$ 44,666</b>      | <b>0</b>  |
| <b>Special Funds</b>                 |                      |             |                      |             |                       |           |
| CERTIFIED STAFF                      | \$ 51,503            | 1           | \$ 53,042            | 1           | \$ 1,539              | 0         |
| NON-CERTIFIED STAFF                  | \$ 52,141            | 2           | \$ 52,141            | 2           | \$ -                  | 0         |
| <b>Total Salaries</b>                | <b>\$ 103,644</b>    | <b>3</b>    | <b>\$ 105,183</b>    | <b>3</b>    | <b>\$ 1,539</b>       | <b>0</b>  |
| <b>Non-Personnel</b>                 |                      |             |                      |             |                       |           |
| <b>Total Non-Personnel</b>           | <b>\$ -</b>          |             | <b>\$ -</b>          |             | <b>\$ -</b>           |           |
| <b>Total Special Funds</b>           | <b>\$ 103,644</b>    | <b>3</b>    | <b>\$ 105,183</b>    | <b>3</b>    | <b>\$ 1,539</b>       | <b>0</b>  |
| <b>Grand Total All Funds</b>         | <b>\$ 4,216,785</b>  | <b>66.3</b> | <b>\$ 4,108,462</b>  | <b>63.3</b> | <b>\$ (108,323)</b>   | <b>-3</b> |

Note: Due to estimated budget expenditures, this budget is subject to modifications(+/-).





# New Haven Public Schools

Grades: 9-12

Metropolitan Business Academy  
 115 Water Street New Haven, CT 06511  
 (475) 220-7700

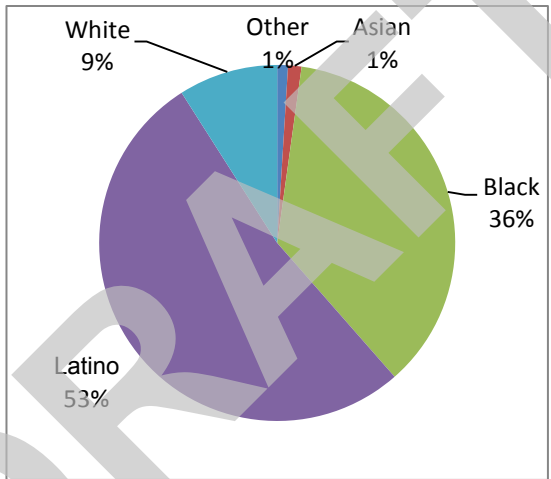
Enrollment: 410

## Student Performance

|      | 2016-17 | 2017-18 |
|------|---------|---------|
| Math | 15%     | 4%      |
| ELA  | 37%     | 34%     |

Percent of students achieving Proficient or better on Smarter Balanced Assessment in Grades 3-8 and/or SAT in Grade 11

## Student Demographics



## All Funds Budget Summary

|                            | Adjusted 18-19         | Proposed 19-20         |
|----------------------------|------------------------|------------------------|
| FT Personnel:              | \$ 3,119,451.00        | \$ 2,977,546.00        |
| Non-Personnel:             | \$ 62,518.00           | \$ 53,500.00           |
| <b>Total Expenditures:</b> | <b>\$ 3,181,969.00</b> | <b>\$ 3,031,046.00</b> |

English Language Learners: 9%  
 Special Education: 10%  
 Free and Reduced Lunch: 77%

At Metropolitan, students become self-directed, 21st century learners.

Metropolitan Business Academy is a full college preparatory program that offers students four academic paths of study.

These pathways are supported by the 21st Century Competencies. Metropolitan is committed to offering students opportunities to apply its core values of Innovation, Integrity and Involvement through project-based learning using state of the art technology, student leadership positions, internships, and community service.

We are committed to ensuring all students realize their full educational potential by providing supportive, innovative and rigorous instruction in a safe school environment.



"One thing I love about Metro is how the teachers are engaging and recognize where you are with your learning. The teachers give you detailed feedback, so you can redo work and achieve your goals." - Kalis, Class of 2022



**STAFFING & ENROLLMENT**

| <b>Certified Staff</b>    |                         |                           | <b>Enrollment</b>      |                         |                           | <b>Non-Certified Staff</b>       |                         |                           |
|---------------------------|-------------------------|---------------------------|------------------------|-------------------------|---------------------------|----------------------------------|-------------------------|---------------------------|
|                           | <b>Actual<br/>18/19</b> | <b>Proposed<br/>19/20</b> | <b>Grade<br/>Level</b> | <b>Actual<br/>18/19</b> | <b>Proposed<br/>19/20</b> |                                  | <b>Actual<br/>18/19</b> | <b>Proposed<br/>19/20</b> |
| Principals                | 1                       | 1                         | <b>Pre-K</b>           |                         |                           | Clerical Support                 | 2                       | 2                         |
| Assistant Principals      | 1                       | 1                         | <b>K</b>               |                         |                           | Business Manager                 | 1                       | 1                         |
| Pre-K School              | 0                       | 0                         | <b>1</b>               |                         |                           | Paraprofessionals:<br>Grades K-1 |                         |                           |
| Grades K-6 Classroom      | 0                       | 0                         | <b>2</b>               |                         |                           | Pre-K School                     |                         |                           |
| Math                      | 5                       | 4                         | <b>3</b>               |                         |                           | SPED Para                        |                         |                           |
| Bilingual/ESOL            | 0                       | 0                         | <b>4</b>               |                         |                           | Youth & Family Support           | 2                       | 2                         |
| Reading/Language Arts     | 0                       | 0                         | <b>5</b>               |                         |                           | School Security                  | 2                       | 2                         |
| Science                   | 5                       | 4                         | <b>6</b>               |                         |                           | Custodian                        | 2                       | 2                         |
| Social Studies/History    | 5                       | 5                         | <b>7</b>               |                         |                           |                                  |                         |                           |
| English                   | 5                       | 4                         | <b>8</b>               |                         |                           |                                  |                         |                           |
| World Language            | 3                       | 3                         | <b>9</b>               | 91                      | 90                        |                                  |                         |                           |
| Art                       | 0                       | 0                         | <b>10</b>              | 118                     | 90                        |                                  |                         |                           |
| Music/Drama               | 1                       | 1                         | <b>11</b>              | 104                     | 117                       |                                  |                         |                           |
| Career/Tech Ed            | 3                       | 3                         | <b>12</b>              | 97                      | 103                       |                                  |                         |                           |
| Physical Education        | 0                       | 0                         |                        |                         |                           |                                  |                         |                           |
| Library Media             | 0                       | 0                         |                        |                         |                           |                                  |                         |                           |
| Special Education         | 3                       | 3                         |                        |                         |                           |                                  |                         |                           |
| Speech                    | 0.2                     | 0.2                       |                        |                         |                           |                                  |                         |                           |
| Coach - Math              | 1                       | 1                         |                        |                         |                           |                                  |                         |                           |
| Coach - Literacy          | 0                       | 0                         |                        |                         |                           |                                  |                         |                           |
| Other                     |                         |                           |                        |                         |                           |                                  |                         |                           |
| School Counselor          | 2                       | 2                         |                        |                         |                           |                                  |                         |                           |
| Social Worker             | 1                       | 1                         |                        |                         |                           |                                  |                         |                           |
| School Psychologist       | 0.2                     | 0.2                       |                        |                         |                           |                                  |                         |                           |
| School Climate Specialist |                         |                           |                        |                         |                           |                                  |                         |                           |
| <b>Total</b>              | <b>36.4</b>             | <b>33.4</b>               | <b>Total</b>           | <b>410</b>              | <b>400</b>                | <b>Total</b>                     | <b>9</b>                | <b>9</b>                  |

|                       | <b>Actual</b> | <b>Proposed</b> |
|-----------------------|---------------|-----------------|
| <b>Staffing Total</b> | <b>45.4</b>   | <b>42.4</b>     |

|  |             |             |
|--|-------------|-------------|
| <b>Instructional Staff:</b>              | <b>31.2</b> | <b>28.2</b> |
| <b>Students Per Instructional Staff:</b> | <b>13.1</b> | <b>14.2</b> |

*Note: Due to estimated budget expenditures, this budget is subject to modifications(+/-).*

|                                      | Adjusted<br>FY 18/19 |                          | Proposed<br>FY 19/20 |                          | Difference<br>(+ / -) |                        |
|--------------------------------------|----------------------|--------------------------|----------------------|--------------------------|-----------------------|------------------------|
| <b>General Funds</b>                 |                      |                          |                      |                          |                       |                        |
| CERTIFIED STAFF                      | \$                   | 1,294,440    16.4        | \$                   | 1,111,761    13.4        | \$                    | (182,679)    -3        |
| NON-CERTIFIED STAFF                  | \$                   | 297,338    7             | \$                   | 316,221    7             | \$                    | 18,883    0            |
| <b>Total Salaries</b>                | \$                   | <b>1,591,778    23.4</b> | \$                   | <b>1,427,982    20.4</b> | \$                    | <b>(163,796)    -3</b> |
| <b>Non-Personnel</b>                 |                      |                          |                      |                          |                       |                        |
| 54411 EQUIPMENT                      | \$                   | 3,000                    | \$                   | 2,000                    | \$                    | (1,000)                |
| 55512 ED. SUPPLY INVENTORY           | \$                   | 21,137                   | \$                   | 9,500                    | \$                    | (11,637)               |
| 55520 GENERAL/OFFICE SUPPLY          | \$                   | 9,319                    | \$                   | 8,000                    | \$                    | (1,319)                |
| <b>Total Non-Personnel</b>           | \$                   | <b>33,456</b>            | \$                   | <b>19,500</b>            | \$                    | <b>(13,956)</b>        |
| <b>Total General Funds</b>           | \$                   | <b>1,625,234    23.4</b> | \$                   | <b>1,447,482    20</b>   | \$                    | <b>(177,752)    -3</b> |
| <b>InterDistrict Funds</b>           |                      |                          |                      |                          |                       |                        |
| CERTIFIED STAFF                      | \$                   | 1,304,519    19          | \$                   | 1,339,053    19          | \$                    | 34,534    0            |
| NON-CERTIFIED STAFF                  | \$                   | 85,184    2              | \$                   | 87,813    2              | \$                    | 2,629    0             |
| 50136 PART TIME STAFF                | \$                   | 59,894                   | \$                   | 41,860                   | \$                    | (18,034)               |
| <b>Total Salaries</b>                | \$                   | <b>1,449,597    21</b>   | \$                   | <b>1,468,726    21</b>   | \$                    | <b>19,129    0</b>     |
| <b>Non-Personnel</b>                 |                      |                          |                      |                          |                       |                        |
| 54411 EQUIPMENT                      | \$                   | 1,195                    | \$                   | 6,000                    | \$                    | 4,805                  |
| 55100 MATERIALS & SUPPLIES INSTRUCTN | \$                   | 20,306                   | \$                   | 20,000                   | \$                    | (306)                  |
| 55101 MATERIALS & SUPPLIES ADMIN     | \$                   | 3,000                    | \$                   | 3,000                    | \$                    | -                      |
| 55531 TEXTBOOKS                      | \$                   | 4,561                    | \$                   | 5,000                    | \$                    | 439                    |
| <b>Total Non-Personnel</b>           | \$                   | <b>29,062</b>            | \$                   | <b>34,000</b>            | \$                    | <b>4,938</b>           |
| <b>Total Interdistrict Funds</b>     | \$                   | <b>1,478,659    21</b>   | \$                   | <b>1,502,726    21</b>   | \$                    | <b>24,067    0</b>     |
| <b>Special Funds</b>                 |                      |                          |                      |                          |                       |                        |
| CERTIFIED STAFF                      | \$                   | 78,076    1              | \$                   | 80,838    1              | \$                    | 2,762    0             |
| <b>Total Salaries</b>                | \$                   | <b>78,076    1</b>       | \$                   | <b>80,838    1</b>       | \$                    | <b>2,762    0</b>      |
| <b>Non-Personnel</b>                 |                      |                          |                      |                          |                       |                        |
| <b>Total Non-Personnel</b>           | \$                   | <b>-</b>                 | \$                   | <b>-</b>                 | \$                    | <b>-</b>               |
| <b>Total Special Funds</b>           | \$                   | <b>78,076    1</b>       | \$                   | <b>80,838    1</b>       | \$                    | <b>2,762    0</b>      |
| <b>Grand Total All Funds</b>         | \$                   | <b>3,181,969    45.4</b> | \$                   | <b>3,031,046    42</b>   | \$                    | <b>(150,923)    -3</b> |

Note: Due to estimated budget expenditures, this budget is subject to modifications(+/-).





# New Haven Public Schools

Grades: PreK-8

Nathan Hale School

480 Townsend Avenue New Haven, CT 06512  
(475) 220-4200

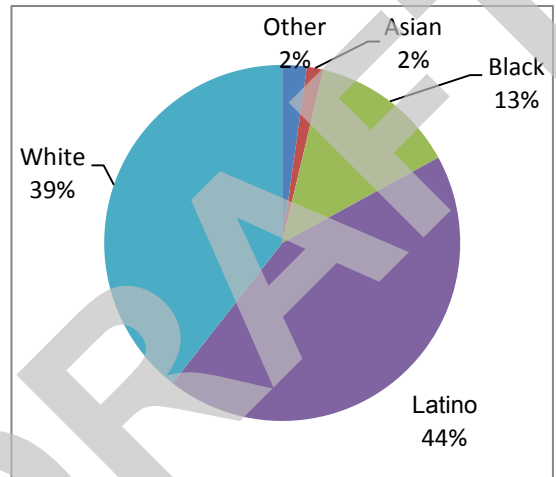
Enrollment: 540

## Student Performance

|      | 2016-17 | 2017-18 |
|------|---------|---------|
| Math | 38%     | 40%     |
| ELA  | 53%     | 50%     |

Percent of students achieving Proficient or better on Smarter Balanced Assessment in Grades 3-8 and/or SAT in Grade 11

## Student Demographics



## All Funds Budget Summary

|                            | Adjusted 18-19         | Proposed 19-20         |
|----------------------------|------------------------|------------------------|
| FT Personnel:              | \$ 3,997,134.00        | \$ 3,953,228.00        |
| Non-Personnel:             | \$ 37,338.00           | \$ 37,371.00           |
| <b>Total Expenditures:</b> | <b>\$ 4,034,472.00</b> | <b>\$ 3,990,599.00</b> |

English Language Learners: 8%  
Special Education: 17%  
Free and Reduced Lunch: 56%

We are Nathan Hale, where students and families can become their best selves.

We are Nathan Hale School. We focus on the development of academic, scientific, creative, performance arts, and health and wellness domains in order for whole child, whole human, whole family, and whole community development.



"Nathan Hale School taught me to be a good friend and high school is easy." – Graduate



**STAFFING & ENROLLMENT**

| Certified Staff           |                 |                   | Enrollment     |                 |                   | Non-Certified Staff    |                 |                   |
|---------------------------|-----------------|-------------------|----------------|-----------------|-------------------|------------------------|-----------------|-------------------|
|                           | Actual<br>18/19 | Proposed<br>19/20 | Grade<br>Level | Actual<br>18/19 | Proposed<br>19/20 |                        | Actual<br>18/19 | Proposed<br>19/20 |
| Principals                | 1               | 1                 | Pre-K          | 57              | 56                | Clerical Support       | 1               | 1                 |
| Assistant Principals      | 1               | 1                 | K              | 49              | 49                | Paraprofessionals:     |                 |                   |
| Pre-K School              | 4               | 4                 | 1              | 48              | 49                | Grades K-1             | 4               | 4                 |
| Grades K-6 Classroom      | 15              | 13                | 2              | 68              | 51                | Pre-K School           | 5               | 5                 |
| Math                      | 2               | 2                 | 3              | 47              | 69                | SPED Para              | 3               | 3                 |
| Bilingual/ESOL            | 1               | 1                 | 4              | 57              | 47                | Youth & Family Support | 0               | 0                 |
| Reading/Language Arts     | 2               | 1                 | 5              | 51              | 57                | School Security        | 1               | 1                 |
| Science                   | 1               | 1                 | 6              | 54              | 52                | Custodian              | 1               | 1                 |
| Social Studies/History    | 1               | 1                 | 7              | 55              | 54                |                        |                 |                   |
| English                   | 2               | 2                 | 8              | 54              | 54                |                        |                 |                   |
| World Language            | 1               | 1                 | 9              |                 |                   |                        |                 |                   |
| Art                       | 1               | 1                 | 10             |                 |                   |                        |                 |                   |
| Music                     | 2               | 2                 | 11             |                 |                   |                        |                 |                   |
| Career/Tech Ed            | 1               | 1                 | 12             |                 |                   |                        |                 |                   |
| Physical Education        | 2               | 2                 |                |                 |                   |                        |                 |                   |
| Library Media             | 0               | 0                 |                |                 |                   |                        |                 |                   |
| Special Education         | 4               | 5                 |                |                 |                   |                        |                 |                   |
| Speech                    | 1               | 1                 |                |                 |                   |                        |                 |                   |
| Coach - Math              | 1               | 1                 |                |                 |                   |                        |                 |                   |
| Coach - Literacy          | 1               | 1                 |                |                 |                   |                        |                 |                   |
| Other                     |                 |                   |                |                 |                   |                        |                 |                   |
| School Counselor          | 0.5             | 0.5               |                |                 |                   |                        |                 |                   |
| Social Worker             | 1               | 1                 |                |                 |                   |                        |                 |                   |
| School Psychologist       | 0.6             | 0.6               |                |                 |                   |                        |                 |                   |
| School Climate Specialist |                 |                   |                |                 |                   |                        |                 |                   |
| <b>Total</b>              | <b>46.1</b>     | <b>44.1</b>       | <b>Total</b>   | <b>540</b>      | <b>538</b>        | <b>Total</b>           | <b>15</b>       | <b>15</b>         |

|                       | Actual      | Proposed    |
|-----------------------|-------------|-------------|
| <b>Staffing Total</b> | <b>61.1</b> | <b>59.1</b> |

|  |             |             |
|--|-------------|-------------|
| <b>Instructional Staff:</b>              | <b>42</b>   | <b>40</b>   |
| <b>Students Per Instructional Staff:</b> | <b>12.9</b> | <b>13.5</b> |

Note: Due to estimated budget expenditures, this budget is subject to modifications(+/-).

|                                      | Adjusted<br>FY 18/19 |                  | Proposed<br>FY 19/20 |    | Difference<br>(+ / -) |             |                    |           |
|--------------------------------------|----------------------|------------------|----------------------|----|-----------------------|-------------|--------------------|-----------|
| <b>General Funds</b>                 |                      |                  |                      |    |                       |             |                    |           |
| CERTIFIED STAFF                      | \$                   | 3,112,723        | 43.1                 | \$ | 3,053,965             | 41.1        | \$ (58,758)        | -2        |
| NON-CERTIFIED STAFF                  | \$                   | 353,281          | 11                   | \$ | 362,292               | 11          | \$ 9,011           | 0         |
| 50136 PART TIME STAFF                | \$                   | 23,882           |                      | \$ | 21,986                |             | \$ (1,896)         |           |
| 50141 SEASONAL HELP                  | \$                   | -                |                      | \$ | -                     |             | \$ -               |           |
| <b>Total Salaries</b>                | \$                   | <b>3,489,886</b> | <b>54.1</b>          | \$ | <b>3,438,243</b>      | <b>52.1</b> | \$ <b>(51,643)</b> | <b>-2</b> |
| <b>Non-Personnel</b>                 |                      |                  |                      |    |                       |             |                    |           |
| 54411 EQUIPMENT                      | \$                   | 4,278            |                      | \$ | 15,000                |             | \$ 10,722          |           |
| 55512 ED. SUPPLY INVENTORY           | \$                   | 14,588           |                      | \$ | 5,371                 |             | \$ (9,217)         |           |
| 55520 GENERAL/OFFICE SUPPLY          | \$                   | 1,678            |                      | \$ | 2,000                 |             | \$ 322             |           |
| 55531 TEXTBOOKS                      | \$                   | 16,794           |                      | \$ | 15,000                |             | \$ (1,794)         |           |
| <b>Total Non-Personnel</b>           | \$                   | <b>37,338</b>    |                      | \$ | <b>37,371</b>         |             | \$ <b>33</b>       |           |
| <b>Total General Funds</b>           | \$                   | <b>3,527,224</b> | <b>54.1</b>          | \$ | <b>3,475,614</b>      | <b>52.1</b> | \$ <b>(51,610)</b> | <b>-2</b> |
| <b>InterDistrict Funds</b>           |                      |                  |                      |    |                       |             |                    |           |
| <b>Total Interdistrict Funds</b>     | \$                   | <b>-</b>         | <b>0</b>             | \$ | <b>-</b>              | <b>0</b>    | \$ <b>-</b>        | <b>0</b>  |
| <b>Special Funds</b>                 |                      |                  |                      |    |                       |             |                    |           |
| CERTIFIED STAFF                      | \$                   | 252,383          | 3                    | \$ | 258,383               | 3           | \$ 6,000           | 0         |
| NON-CERTIFIED STAFF                  | \$                   | 131,726          | 4                    | \$ | 131,706               | 4           | \$ (20)            | 0         |
| 50136 PART TIME STAFF                | \$                   | 26,676           |                      | \$ | 26,676                |             | \$ -               |           |
| 50140 LONGEVITY                      | \$                   | 2,326            |                      | \$ | 2,397                 |             | \$ 71              |           |
| 51809 HEALTH INSURANCE               | \$                   | 73,135           |                      | \$ | 74,656                |             | \$ 1,521           |           |
| 51810 RETIREMENT CONTRIBUTION        | \$                   | 3,355            |                      | \$ | 3,355                 |             | \$ -               |           |
| 58852 FICA/MEDICARE EMPLOYER CONTRIB | \$                   | 16,206           |                      | \$ | 16,356                |             | \$ 150             |           |
| 59933 WORKERS COMPENSATION           | \$                   | 1,441            |                      | \$ | 1,456                 |             | \$ 15              |           |
| <b>Total Salaries</b>                | \$                   | <b>507,248</b>   | <b>7</b>             | \$ | <b>514,985</b>        | <b>7</b>    | \$ <b>7,737</b>    | <b>0</b>  |
| <b>Non-Personnel</b>                 |                      |                  |                      |    |                       |             |                    |           |
| <b>Total Non-Personnel</b>           | \$                   | <b>-</b>         |                      | \$ | <b>-</b>              |             | \$ <b>-</b>        |           |
| <b>Total Special Funds</b>           | \$                   | <b>507,248</b>   | <b>7</b>             | \$ | <b>514,985</b>        | <b>7</b>    | \$ <b>7,737</b>    | <b>0</b>  |
| <b>Grand Total All Funds</b>         | \$                   | <b>4,034,472</b> | <b>61.1</b>          | \$ | <b>3,990,599</b>      | <b>59.1</b> | \$ <b>(43,873)</b> | <b>-2</b> |

Note: Due to estimated budget expenditures, this budget is subject to modifications(+/-).





# New Haven Public Schools

Grades: 9-12

New Haven Academy  
 444 Orange Street New Haven, CT 06511  
 (475) 220-6600

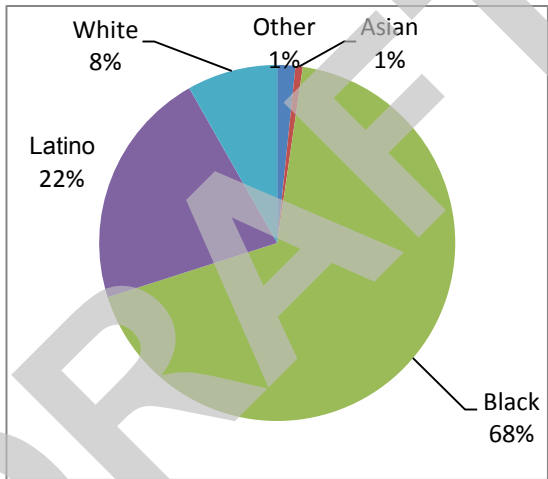
Enrollment: 304

## Student Performance

|      | 2016-17 | 2017-18 |
|------|---------|---------|
| Math | 17%     | 17%     |
| ELA  | 50%     | 38%     |

Percent of students achieving Proficient or better on Smarter Balanced Assessment in Grades 3-8 and/or SAT in Grade 11

## Student Demographics



## All Funds Budget Summary

|                            | Adjusted 18-19         | Proposed 19-20         |
|----------------------------|------------------------|------------------------|
| FT Personnel:              | \$ 2,376,744.00        | \$ 2,419,349.00        |
| Non-Personnel:             | \$ 29,146.00           | \$ 14,500.00           |
| <b>Total Expenditures:</b> | <b>\$ 2,405,890.00</b> | <b>\$ 2,433,849.00</b> |

|                            |     |
|----------------------------|-----|
| English Language Learners: | 1%  |
| Special Education:         | 19% |
| Free and Reduced Lunch:    | 63% |

At New Haven Academy, students are challenged to think critically and get involved.

The mission of this school is to provide a rigorous education that prepares all students to succeed in college and become active citizens able to make informed decisions about their lives and their communities.

New Haven Academy has a racially, ethnically and economically diverse student body, provide individual attention for every student, and guides students through the difficult transition from middle school to high school.

New Haven Academy graduates are independent thinkers who ask critical questions and who develop and defend their own ideas.

New Haven Academy boasts a learning community in which all members -- staff, students and parents -- know each other well.



"I found what I had been missing at NHA... family. From the knowledge we shared, we were able to design projects that impacted the greater community. We were able to share our voices." – Kate, NHA '17

**STAFFING & ENROLLMENT**

| <b>Certified Staff</b>    |                         |                           | <b>Enrollment</b>      |                         |                           | <b>Non-Certified Staff</b> |                         |                           |
|---------------------------|-------------------------|---------------------------|------------------------|-------------------------|---------------------------|----------------------------|-------------------------|---------------------------|
|                           | <b>Actual<br/>18/19</b> | <b>Proposed<br/>19/20</b> | <b>Grade<br/>Level</b> | <b>Actual<br/>18/19</b> | <b>Proposed<br/>19/20</b> |                            | <b>Actual<br/>18/19</b> | <b>Proposed<br/>19/20</b> |
| Principals                |                         |                           | <b>Pre-K</b>           |                         |                           | Clerical Support           | 1                       | 1                         |
| Assistant Principals      |                         |                           | <b>K</b>               |                         |                           | Paraprofessionals:         |                         |                           |
| Pre-K School              |                         |                           | <b>1</b>               |                         |                           | Grades K-1                 |                         |                           |
| Grades K-6 Classroom      |                         |                           | <b>2</b>               |                         |                           | Pre-K School               |                         |                           |
| Math                      | 5                       | 4                         | <b>3</b>               |                         |                           | SPED Para                  | 2                       | 2                         |
| Bilingual/ESOL            | 1                       |                           | <b>4</b>               |                         |                           | Youth & Family Support     | 2                       | 1                         |
| Reading/Language Arts     |                         |                           | <b>5</b>               |                         |                           | School Security            | 2                       | 2                         |
| Science                   | 3                       | 3                         | <b>6</b>               |                         |                           | Custodian                  | 2                       | 2                         |
| Social Studies/History    | 4                       | 3                         | <b>7</b>               |                         |                           |                            |                         |                           |
| English                   | 4                       | 4                         | <b>8</b>               |                         |                           |                            |                         |                           |
| World Language            | 1                       | 2                         | <b>9</b>               | 91                      | 90                        |                            |                         |                           |
| Art                       |                         |                           | <b>10</b>              | 89                      | 90                        |                            |                         |                           |
| Music                     |                         |                           | <b>11</b>              | 69                      | 90                        |                            |                         |                           |
| Career/Tech Ed            |                         |                           | <b>12</b>              | 55                      | 68                        |                            |                         |                           |
| Physical Education        | 1                       | 1                         |                        |                         |                           |                            |                         |                           |
| Library Media             | 1                       | 1                         |                        |                         |                           |                            |                         |                           |
| Special Education         | 2                       | 3                         |                        |                         |                           |                            |                         |                           |
| Speech                    | 0.2                     | 0.2                       |                        |                         |                           |                            |                         |                           |
| Coach - Math              |                         |                           |                        |                         |                           |                            |                         |                           |
| Coach - Literacy          |                         |                           |                        |                         |                           |                            |                         |                           |
| Other-Magnet Resource     | 2                       | 1                         |                        |                         |                           |                            |                         |                           |
| School Counselor          | 1                       | 1                         |                        |                         |                           |                            |                         |                           |
| Social Worker             | 1                       | 1                         |                        |                         |                           |                            |                         |                           |
| School Psychologist       | 0.4                     | 0.4                       |                        |                         |                           |                            |                         |                           |
| School Climate Specialist |                         |                           |                        |                         |                           |                            |                         |                           |
| <b>Total</b>              | <b>26.6</b>             | <b>24.6</b>               | <b>Total</b>           | <b>304</b>              | <b>338</b>                | <b>Total</b>               | <b>9</b>                | <b>8</b>                  |

|                       | <b>Actual</b> | <b>Proposed</b> |
|-----------------------|---------------|-----------------|
| <b>Staffing Total</b> | <b>35.6</b>   | <b>32.6</b>     |

|  |             |             |
|--|-------------|-------------|
| <b>Instructional Staff:</b>              | <b>24.2</b> | <b>22.2</b> |
| <b>Students Per Instructional Staff:</b> | <b>12.6</b> | <b>15.2</b> |

*Note: Due to estimated budget expenditures, this budget is subject to modifications(+/-).*

|                                  | Adjusted<br>FY 18/19 |             | Proposed<br>FY 19/20 |             | Difference<br>(+ / -) |           |
|----------------------------------|----------------------|-------------|----------------------|-------------|-----------------------|-----------|
| <b>General Funds</b>             |                      |             |                      |             |                       |           |
| CERTIFIED STAFF                  | \$ 1,065,603         | 14.6        | \$ 936,147           | 12.6        | \$ (129,456)          | -2        |
| NON-CERTIFIED STAFF              | \$ 253,785           | 7           | \$ 270,241           | 7           | \$ 16,456             | 0         |
| 50136 PART TIME STAFF            | \$ 15,545            |             | \$ 8,990             |             | \$ (6,555)            |           |
| <b>Total Salaries</b>            | <b>\$ 1,334,933</b>  | <b>21.6</b> | <b>\$ 1,215,378</b>  | <b>19.6</b> | <b>\$ (119,555)</b>   | <b>-2</b> |
| <b>Non-Personnel</b>             |                      |             |                      |             |                       |           |
| 54413 COMPUTER EQUIPMENT         | \$ 6,761             |             | \$ 3,000             |             | \$ (3,761)            |           |
| 55512 ED. SUPPLY INVENTORY       | \$ 16,123            |             | \$ 7,500             |             | \$ (8,623)            |           |
| 55531 TEXTBOOKS                  | \$ 6,262             |             | \$ 4,000             |             | \$ (2,262)            |           |
| <b>Total Non-Personnel</b>       | <b>\$ 29,146</b>     |             | <b>\$ 14,500</b>     |             | <b>\$ (14,646)</b>    |           |
| <b>Total General Funds</b>       | <b>\$ 1,364,079</b>  | <b>21.6</b> | <b>\$ 1,229,878</b>  | <b>19.6</b> | <b>\$ (134,201)</b>   | <b>-2</b> |
| <b>InterDistrict Funds</b>       |                      |             |                      |             |                       |           |
| CERTIFIED STAFF                  | \$ 889,838           | 12          | \$ 840,581           | 12          | \$ (49,257)           | 0         |
| NON-CERTIFIED STAFF              | \$ 75,611            | 2           | \$ 34,518            | 1           | \$ (41,093)           | -1        |
| 50136 PART TIME STAFF            | \$ 76,362            |             | \$ 76,362            |             | \$ -                  |           |
| <b>Total Salaries</b>            | <b>\$ 1,041,811</b>  | <b>14</b>   | <b>\$ 951,461</b>    | <b>13</b>   | <b>\$ (90,350)</b>    | <b>-1</b> |
| <b>Non-Personnel</b>             |                      |             |                      |             |                       |           |
| <b>Total Non-Personnel</b>       | <b>\$ -</b>          |             | <b>\$ -</b>          |             | <b>\$ -</b>           |           |
| <b>Total Interdistrict Funds</b> | <b>\$ 1,041,811</b>  | <b>14</b>   | <b>\$ 951,461</b>    | <b>13</b>   | <b>\$ (90,350)</b>    | <b>-1</b> |
| <b>Special Funds</b>             |                      |             |                      |             |                       |           |
| <b>Total Special Funds</b>       | <b>\$ -</b>          | <b>0</b>    | <b>\$ -</b>          | <b>0</b>    | <b>\$ -</b>           | <b>0</b>  |
| <b>Grand Total All Funds</b>     | <b>\$ 2,405,890</b>  | <b>35.6</b> | <b>\$ 2,181,339</b>  | <b>32.6</b> | <b>\$ (224,551)</b>   | <b>-3</b> |

Note: Due to estimated budget expenditures, this budget is subject to modifications(+/-).







# New Haven Public Schools

Quinnipiac Real World Math STEM School  
 460 Lexington Avenue New Haven, CT 06513  
 (475) 220-4700

Grades: PreK-5

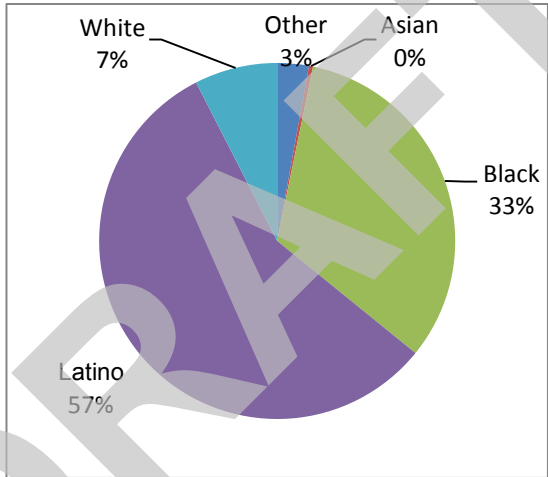
Enrollment: 279

## Student Performance

|      | 2016-17 | 2017-18 |
|------|---------|---------|
| Math | 18%     | 22%     |
| ELA  | 18%     | 26%     |

Percent of students achieving Proficient or better on Smarter Balanced Assessment in Grades 3-8 and/or SAT in Grade 11

## Student Demographics



## All Funds Budget Summary

|                            | Adjusted 18-19         | Proposed 19-20         |
|----------------------------|------------------------|------------------------|
| FT Personnel:              | \$ 1,989,731.00        | \$ 2,002,143.00        |
| Non-Personnel:             | \$ 23,854.00           | \$ 12,200.00           |
| <b>Total Expenditures:</b> | <b>\$ 2,013,585.00</b> | <b>\$ 2,014,343.00</b> |

English Language Learners: 17%  
 Special Education: 10%  
 Free and Reduced Lunch: 70%

We are Quinnipiac, where hands-on learning solves real-world problems!

At Quinnipiac, the walls tell the story of a school that loves its students, families and staff.

With families and community at the heart, Quinnipiac provides students with a holistic experience both in and outside our school walls.

Quinnipiac provides students with the opportunity to be innovators, critical thinkers and responsible risk-takers who solve real-world problems through collaboration and exploration.

Whether investigating hands-on science or participating in fieldwork outside the classroom, students get in-depth exposure to a 21st Century education. Using technology as a tool for enrichment, Quinnipiac's students embrace an active role in their learning.



"I love it here-we have nice,hard working students and teachers who make school amazing. STEM is hard,but fun,so learning seems easy. I love the Lab where we build and record our findings!" - Yadriel,Grade 5

**STAFFING & ENROLLMENT**

| Certified Staff           |                 |                   | Enrollment     |                 |                   | Non-Certified Staff    |                 |                   |
|---------------------------|-----------------|-------------------|----------------|-----------------|-------------------|------------------------|-----------------|-------------------|
|                           | Actual<br>18/19 | Proposed<br>19/20 | Grade<br>Level | Actual<br>18/19 | Proposed<br>19/20 |                        | Actual<br>18/19 | Proposed<br>19/20 |
| Principals                | 1               | 1                 | Pre-K          |                 |                   | Clerical Support       | 1               | 1                 |
| Assistant Principals      |                 |                   | K              | 49              | 46                | Paraprofessionals:     |                 |                   |
| Pre-K School              |                 |                   | 1              | 44              | 46                | Grades K-1             | 7               | 5                 |
| Grades K-6 Classroom      | 12              | 12                | 2              | 46              | 47                | Pre-K School           | 0               | 0                 |
| Math                      | 0               | 0                 | 3              | 49              | 48                | SPED Para              |                 |                   |
| Bilingual/ESOL            | 0               | 0                 | 4              | 39              | 49                | Youth & Family Support | 1               | 1                 |
| Reading/Language Arts     | 0               | 0                 | 5              | 52              | 42                | School Security        | 1               | 1                 |
| Science                   | 1               | 1                 | 6              |                 |                   | Custodial              | 2               | 2                 |
| Social Studies/History    | 0               | 0                 | 7              |                 |                   |                        |                 |                   |
| English                   | 0               | 0                 | 8              |                 |                   |                        |                 |                   |
| World Language            | 0               | 0                 | 9              |                 |                   |                        |                 |                   |
| Art                       | 1               | 1                 | 10             |                 |                   |                        |                 |                   |
| Music                     | 0.6             | 0.6               | 11             |                 |                   |                        |                 |                   |
| Career/Tech Ed            | 0               | 0                 | 12             |                 |                   |                        |                 |                   |
| Physical Education        | 1               | 1                 |                |                 |                   |                        |                 |                   |
| Library Media             | 0               | 0                 |                |                 |                   |                        |                 |                   |
| Special Education         | 2               | 2                 |                |                 |                   |                        |                 |                   |
| Speech                    | 0.4             | 0.4               |                |                 |                   |                        |                 |                   |
| Coach - Math              | 1               | 1                 |                |                 |                   |                        |                 |                   |
| Coach - Literacy          | 1               | 1                 |                |                 |                   |                        |                 |                   |
| Other-Magnet Resource     | 1               | 1                 |                |                 |                   |                        |                 |                   |
| School Counselors         | 0               | 0                 |                |                 |                   |                        |                 |                   |
| Social Worker             | 1               | 1                 |                |                 |                   |                        |                 |                   |
| School Psychologist       | 0.4             | 0.4               |                |                 |                   |                        |                 |                   |
| School Climate Specialist |                 |                   |                |                 |                   |                        |                 |                   |
| <b>Total</b>              | <b>23.4</b>     | <b>23.4</b>       | <b>Total</b>   | <b>279</b>      | <b>278</b>        | <b>Total</b>           | <b>12</b>       | <b>10</b>         |

|                       | Actual      | Proposed    |
|-----------------------|-------------|-------------|
| <b>Staffing Total</b> | <b>35.4</b> | <b>33.4</b> |

|  |             |             |
|--|-------------|-------------|
| <b>Instructional Staff:</b>              | <b>20</b>   | <b>20</b>   |
| <b>Students Per Instructional Staff:</b> | <b>14.0</b> | <b>13.9</b> |

Note: Due to estimated budget expenditures, this budget is subject to modifications(+/-).

|                                  | Adjusted<br>FY 18/19 |             | Proposed<br>FY 19/20 |             | Difference<br>(+ / -) |           |
|----------------------------------|----------------------|-------------|----------------------|-------------|-----------------------|-----------|
| <b>General Funds</b>             |                      |             |                      |             |                       |           |
| CERTIFIED STAFF                  | \$ 1,466,931         | 21.4        | \$ 1,512,592         | 21.4        | \$ 45,660             | 0         |
| NON-CERTIFIED STAFF              | \$ 253,669           | 7           | \$ 217,698           | 5           | \$ (35,971)           | -2        |
| 50136 PART TIME STAFF            | \$ 12,722            |             | \$ 11,361            |             | \$ (1,361)            |           |
| <b>Total Salaries</b>            | <b>\$ 1,733,322</b>  | <b>28.4</b> | <b>\$ 1,741,651</b>  | <b>26.4</b> | <b>\$ 8,328</b>       | <b>-2</b> |
| <b>Non-Personnel</b>             |                      |             |                      |             |                       |           |
| 55512 ED. SUPPLY INVENTORY       | \$ 11,048            |             | \$ 5,500             |             | \$ (5,548)            |           |
| 55520 GENERAL/OFFICE SUPPLY      | \$ 11,000            |             | \$ 5,500             |             | \$ (5,500)            |           |
| 56683 STUDENT ACTIVITIES         | \$ 1,806             |             | \$ 1,200             |             | \$ (606)              |           |
| <b>Total Non-Personnel</b>       | <b>\$ 23,854</b>     |             | <b>\$ 12,200</b>     |             | <b>\$ (11,654)</b>    |           |
| <b>Total General Funds</b>       | <b>\$ 1,757,176</b>  | <b>28.4</b> | <b>\$ 1,753,851</b>  | <b>26.4</b> | <b>\$ (3,326)</b>     | <b>-2</b> |
| <b>InterDistrict Funds</b>       |                      |             |                      |             |                       |           |
| <b>Total Interdistrict Funds</b> | <b>\$ -</b>          | <b>0</b>    | <b>\$ -</b>          | <b>0</b>    | <b>\$ -</b>           | <b>0</b>  |
| <b>Special Funds</b>             |                      |             |                      |             |                       |           |
| CERTIFIED STAFF                  | \$ 126,673           | 2           | \$ 130,756           | 2           | \$ 4,083              | 0         |
| NON-CERTIFIED STAFF              | \$ 129,736           | 5           | \$ 129,736           | 5           | \$ -                  | 0         |
| <b>Total Salaries</b>            | <b>\$ 256,409</b>    | <b>7</b>    | <b>\$ 260,492</b>    | <b>7</b>    | <b>\$ 4,083</b>       | <b>0</b>  |
| <b>Non-Personnel</b>             |                      |             |                      |             |                       |           |
| <b>Total Non-Personnel</b>       | <b>\$ -</b>          |             | <b>\$ -</b>          |             | <b>\$ -</b>           |           |
| <b>Total Special Funds</b>       | <b>\$ 256,409</b>    | <b>7</b>    | <b>\$ 260,492</b>    | <b>7</b>    | <b>\$ 4,083</b>       | <b>0</b>  |
| <b>Grand Total All Funds</b>     | <b>\$ 2,013,585</b>  | <b>35.4</b> | <b>\$ 2,014,343</b>  | <b>33.4</b> | <b>\$ 757</b>         | <b>-2</b> |

Note: Due to estimated budget expenditures, this budget is subject to modifications(+/-).





# New Haven Public Schools

Grades: 8-12

Riverside Education Academy Magnet High School  
 560 Ella Grasso Blvd New Haven, CT 06519  
 (475) 220-6700

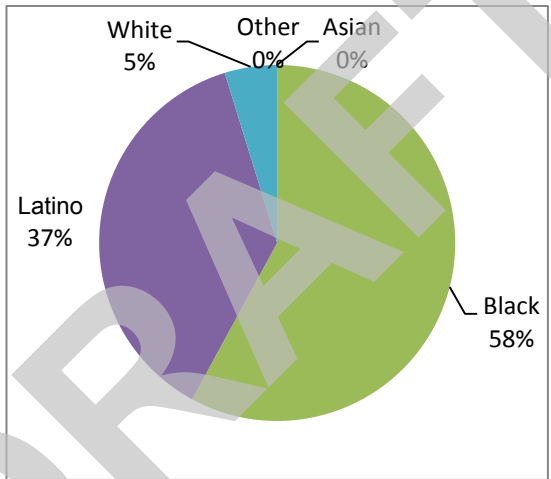
Enrollment: 126

## Student Performance

|      | 2016-17 | 2017-18 |
|------|---------|---------|
| Math | 0%      | 0%      |
| ELA  | 13%     | 0%      |

Percent of students achieving Proficient or better on Smarter Balanced Assessment in Grades 3-8 and/or SAT in Grade 11

## Student Demographics



## All Funds Budget Summary

|                            | Adjusted 18-19         | Proposed 19-20         |
|----------------------------|------------------------|------------------------|
| FT Personnel:              | \$ 1,786,726.00        | \$ 1,845,097.00        |
| Non-Personnel:             | \$ 14,060.00           | \$ 9,500.00            |
| <b>Total Expenditures:</b> | <b>\$ 1,800,786.00</b> | <b>\$ 1,854,597.00</b> |

English Language Learners: 7%  
 Special Education: 56%  
 Free and Reduced Lunch: 96%


At Riverside, every child can be successful!

At Riverside Opportunity Magnet School, every child is interviewed before registration to be able to create a tailor-made curriculum that can serve every academic and social need.

This individualized attention really works. Nearly 90% of the schools graduates go on to colleges or trade schools.

At Riverside, the complexities of many students' home and work lives if fully understood. The staff and administration support this reality with flexible school hours that allow students to assist at home or earn income.

At Riverside Opportunity Magnet High School, students experience an understanding, safe, family-like atmosphere to learn and grow.



"Riverside's learning structure is great because everyone learns in their own individual way." - Ashley, Graduate

## STAFFING & ENROLLMENT

| Certified Staff           |                 |                   | Enrollment     |                 |                   | Non-Certified Staff    |                 |                   |
|---------------------------|-----------------|-------------------|----------------|-----------------|-------------------|------------------------|-----------------|-------------------|
|                           | Actual<br>18/19 | Proposed<br>19/20 | Grade<br>Level | Actual<br>18/19 | Proposed<br>19/20 |                        | Actual<br>18/19 | Proposed<br>19/20 |
| Principals                | 1               | 1                 | <b>Pre-K</b>   |                 |                   | Clerical Support       | 1               | 1                 |
| Assistant Principals      | 0               | 0                 | <b>K</b>       |                 |                   | Paraprofessionals:     |                 |                   |
| Pre-K School              | 0               | 0                 | <b>1</b>       |                 |                   | Grades K-1             |                 |                   |
| Grades K-6 Classroom      | 0               | 0                 | <b>2</b>       |                 |                   | Pre-K School           |                 |                   |
| Math                      | 2               | 2                 | <b>3</b>       |                 |                   | SPED Para              | 1               | 1                 |
| Bilingual/ESOL            | 0               | 0                 | <b>4</b>       |                 |                   | Youth & Family Support | 1               | 1                 |
| Reading/Language Arts     | 0               | 0                 | <b>5</b>       |                 |                   | School Security        | 1               | 1                 |
| Science                   | 2               | 2                 | <b>6</b>       |                 |                   | Custodian              | 0               | 0                 |
| Social Studies/History    | 2               | 2                 | <b>7</b>       |                 |                   |                        |                 |                   |
| English                   | 2               | 2                 | <b>8</b>       |                 |                   |                        |                 |                   |
| World Language            | 1               | 1                 | <b>9</b>       | 23              | 24                |                        |                 |                   |
| Art                       | 1               | 1                 | <b>10</b>      | 34              | 24                |                        |                 |                   |
| Music                     | 0               | 0                 | <b>11</b>      | 41              | 40                |                        |                 |                   |
| Career/Tech Ed            | 1               | 1                 | <b>12</b>      | 28              | 40                |                        |                 |                   |
| Physical Education        | 1               | 1                 |                |                 |                   |                        |                 |                   |
| Library Media             | 0               | 0                 |                |                 |                   |                        |                 |                   |
| Special Education         | 3               | 3                 |                |                 |                   |                        |                 |                   |
| Speech                    | 0.2             | 0.2               |                |                 |                   |                        |                 |                   |
| Coach - Math              | 0               | 0                 |                |                 |                   |                        |                 |                   |
| Coach - Literacy          | 0               | 0                 |                |                 |                   |                        |                 |                   |
| Other                     |                 |                   |                |                 |                   |                        |                 |                   |
| School Counselor          |                 |                   |                |                 |                   |                        |                 |                   |
| Social Worker             | 1.6             | 1.6               |                |                 |                   |                        |                 |                   |
| School Psychologist       |                 |                   |                |                 |                   |                        |                 |                   |
| School Climate Specialist |                 |                   |                |                 |                   |                        |                 |                   |
| <b>Total</b>              | <b>17.8</b>     | <b>17.8</b>       | <b>Total</b>   | <b>126</b>      | <b>128</b>        | <b>Total</b>           | <b>4</b>        | <b>4</b>          |

|                       | Actual      | Proposed    |
|-----------------------|-------------|-------------|
| <b>Staffing Total</b> | <b>21.8</b> | <b>21.8</b> |

|  |             |             |
|--|-------------|-------------|
| <b>Instructional Staff:</b>              | <b>15.2</b> | <b>15.2</b> |
| <b>Students Per Instructional Staff:</b> | <b>8.3</b>  | <b>8.4</b>  |

*Note: Due to estimated budget expenditures, this budget is subject to modifications(+/-).*

|                                  | Adjusted<br>FY 18/19 |             | Proposed<br>FY 19/20 |             | Difference<br>(+ / -) |          |
|----------------------------------|----------------------|-------------|----------------------|-------------|-----------------------|----------|
| <b>General Funds</b>             |                      |             |                      |             |                       |          |
| CERTIFIED STAFF                  | \$ 1,565,759         | 17.8        | \$ 1,602,478         | 17.8        | \$ 36,719             | 0        |
| NON-CERTIFIED STAFF              | \$ 189,555           | 3           | \$ 215,157           | 3           | \$ 25,602             | 0        |
| 50136 PART TIME STAFF            | \$ 9,099             |             | \$ 5,149             |             | \$ (3,950)            |          |
| <b>Total Salaries</b>            | <b>\$ 1,764,413</b>  | <b>20.8</b> | <b>\$ 1,822,784</b>  | <b>20.8</b> | <b>\$ 58,371</b>      | <b>0</b> |
| <b>Non-Personnel</b>             |                      |             |                      |             |                       |          |
| 54411 EQUIPMENT                  | \$ 500               |             | \$ 500               |             | \$ -                  |          |
| 55512 ED. SUPPLY INVENTORY       | \$ 3,596             |             | \$ 1,000             |             | \$ (2,596)            |          |
| 55520 GENERAL/OFFICE SUPPLY      | \$ 2,510             |             | \$ 2,000             |             | \$ (510)              |          |
| 56694 OTHER CONTRACTUAL SERVICES | \$ 7,454             |             | \$ 6,000             |             | \$ (1,454)            |          |
| <b>Total Non-Personnel</b>       | <b>\$ 14,060</b>     |             | <b>\$ 9,500</b>      |             | <b>\$ (4,560)</b>     |          |
| <b>Total General Funds</b>       | <b>\$ 1,778,473</b>  | <b>20.8</b> | <b>\$ 1,832,284</b>  | <b>20.8</b> | <b>\$ 53,811</b>      | <b>0</b> |
| <b>InterDistrict Funds</b>       |                      |             |                      |             |                       |          |
| <b>Total Interdistrict Funds</b> | <b>\$ -</b>          | <b>0</b>    | <b>\$ -</b>          | <b>0</b>    | <b>\$ -</b>           | <b>0</b> |
| <b>Special Funds</b>             |                      |             |                      |             |                       |          |
| NON-CERTIFIED STAFF              | \$ 22,313            | 1           | \$ 22,313            | 1           | \$ -                  | 0        |
| <b>Total Salaries</b>            | <b>\$ 22,313</b>     | <b>1</b>    | <b>\$ 22,313</b>     | <b>1</b>    | <b>\$ -</b>           | <b>0</b> |
| <b>Non-Personnel</b>             |                      |             |                      |             |                       |          |
| <b>Total Non-Personnel</b>       | <b>\$ -</b>          |             | <b>\$ -</b>          |             | <b>\$ -</b>           |          |
| <b>Total Special Funds</b>       | <b>\$ 22,313</b>     | <b>1</b>    | <b>\$ 22,313</b>     | <b>1</b>    | <b>\$ -</b>           | <b>0</b> |
| <b>Grand Total All Funds</b>     | <b>\$ 1,800,786</b>  | <b>21.8</b> | <b>\$ 1,854,597</b>  | <b>21.8</b> | <b>\$ 53,811</b>      | <b>0</b> |

Note: Due to estimated budget expenditures, this budget is subject to modifications(+/-).





# New Haven Public Schools

Grades: PreK-8

Ross Woodward Classical Studies Magnet School  
 185 Barnes Avenue New Haven, CT 06513  
 (475) 220-3100

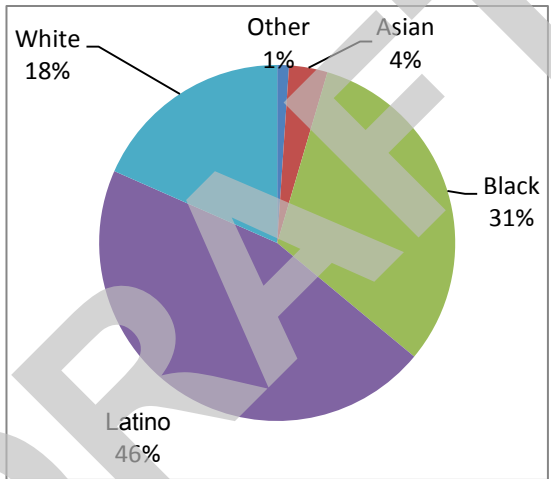
Enrollment: 658

## Student Performance

|      | 2016-17 | 2017-18 |
|------|---------|---------|
| Math | 18%     | 13%     |
| ELA  | 35%     | 35%     |

Percent of students achieving Proficient or better on Smarter Balanced Assessment in Grades 3-8 and/or SAT in Grade 11

## Student Demographics



## All Funds Budget Summary

|                            | Adjusted 18-19         | Proposed 19-20         |
|----------------------------|------------------------|------------------------|
| FT Personnel:              | \$ 4,142,901.00        | \$ 4,033,434.00        |
| Non-Personnel:             | \$ 60,842.00           | \$ 72,096.00           |
| <b>Total Expenditures:</b> | <b>\$ 4,203,743.00</b> | <b>\$ 4,105,530.00</b> |

|                            |     |
|----------------------------|-----|
| English Language Learners: | 11% |
| Special Education:         | 8%  |
| Free and Reduced Lunch:    | 74% |

At Ross Woodward, learning about yesterday helps build a new tomorrow!

Ross Woodward Classical Studies Magnet School's emphasis is on Socratic questioning and intellectual coaching that fosters the process of discovery.

We nurture active learning and personal growth.

At Ross Woodward we believe that students learn best when they are active thinkers who construct their own knowledge.

Higher-order questioning and student dialogue are the central teaching and learning device at Ross Woodward.

Schoolwide Seminar Day is a beloved Ross Woodward tradition. One week a month, the school community drops everything to think, listen and speak about our core values and the ideas upon which the school is built.



"Our seminars are really interesting and the texts we're reading are very sophisticated. They make us feel like we're in college! In seminar, we can speak our minds." - Elizabeth, Grade 8

**STAFFING & ENROLLMENT**

| <b>Certified Staff</b>    |                         |                           | <b>Enrollment</b>      |                         |                           | <b>Non-Certified Staff</b> |                         |                           |
|---------------------------|-------------------------|---------------------------|------------------------|-------------------------|---------------------------|----------------------------|-------------------------|---------------------------|
|                           | <b>Actual<br/>18/19</b> | <b>Proposed<br/>19/20</b> | <b>Grade<br/>Level</b> | <b>Actual<br/>18/19</b> | <b>Proposed<br/>19/20</b> |                            | <b>Actual<br/>18/19</b> | <b>Proposed<br/>19/20</b> |
| Principals                | 1                       | 1                         | <b>Pre-K</b>           | 61                      | 60                        | Clerical Support           | 2                       | 2                         |
| Assistant Principals      | 1                       | 1                         | <b>K</b>               | 61                      | 63                        | Paraprofessionals:         |                         |                           |
| Pre-K School              | 3                       | 3                         | <b>1</b>               | 68                      | 63                        | Grades K-1                 | 5                       | 5                         |
| Grades K-6 Classroom      | 19                      | 19                        | <b>2</b>               | 68                      | 69                        | Pre-K School               | 7                       | 7                         |
| Math                      | 2                       | 2                         | <b>3</b>               | 60                      | 68                        | SPED Para                  |                         |                           |
| Bilingual/ESOL            | 0                       | 0                         | <b>4</b>               | 69                      | 60                        | Youth & Family Support     | 1                       | 1                         |
| Reading/Language Arts     | 3                       | 3                         | <b>5</b>               | 65                      | 69                        | School Security            | 1                       | 1                         |
| Science                   | 2                       | 2                         | <b>6</b>               | 73                      | 66                        | Custodian                  | 2                       | 2                         |
| Social Studies/History    | 2                       | 2                         | <b>7</b>               | 74                      | 74                        |                            |                         |                           |
| English                   | 0                       | 0                         | <b>8</b>               | 59                      | 72                        |                            |                         |                           |
| World Language            | 1                       | 1                         | <b>9</b>               |                         |                           |                            |                         |                           |
| Art                       | 2                       | 2                         | <b>10</b>              |                         |                           |                            |                         |                           |
| Music                     | 2                       | 2                         | <b>11</b>              |                         |                           |                            |                         |                           |
| Career/Tech Ed            | 0                       | 0                         | <b>12</b>              |                         |                           |                            |                         |                           |
| Physical Education        | 2                       | 2                         |                        |                         |                           |                            |                         |                           |
| Library Media             | 1                       | 1                         |                        |                         |                           |                            |                         |                           |
| Special Education         | 3                       | 3                         |                        |                         |                           |                            |                         |                           |
| Speech                    | 0.4                     | 0.4                       |                        |                         |                           |                            |                         |                           |
| Coach - Math              | 1                       | 1                         |                        |                         |                           |                            |                         |                           |
| Coach - Literacy          | 1                       | 1                         |                        |                         |                           |                            |                         |                           |
| Other-Magnet Resource     | 1                       | 0.5                       |                        |                         |                           |                            |                         |                           |
| School Counselor          | 1                       | 1                         |                        |                         |                           |                            |                         |                           |
| Social Worker             | 1                       | 1                         |                        |                         |                           |                            |                         |                           |
| School Psychologist       | 0.6                     | 0.6                       |                        |                         |                           |                            |                         |                           |
| School Climate Specialist |                         |                           |                        |                         |                           |                            |                         |                           |
| <b>Total</b>              | <b>50</b>               | <b>49.5</b>               | <b>Total</b>           | <b>658</b>              | <b>664</b>                | <b>Total</b>               | <b>18</b>               | <b>18</b>                 |

|                       | <b>Actual</b> | <b>Proposed</b> |
|-----------------------|---------------|-----------------|
| <b>Staffing Total</b> | <b>68</b>     | <b>67.5</b>     |

|  |             |             |
|--|-------------|-------------|
| <b>Instructional Staff:</b>              | <b>45.4</b> | <b>44.9</b> |
| <b>Students Per Instructional Staff:</b> | <b>14.5</b> | <b>14.8</b> |

*Note: Due to estimated budget expenditures, this budget is subject to modifications(+/-).*



|                                      | Adjusted<br>FY 18/19 |                  | Proposed<br>FY 19/20 |    | Difference<br>(+ / -) |             |    |                  |             |
|--------------------------------------|----------------------|------------------|----------------------|----|-----------------------|-------------|----|------------------|-------------|
| <b>General Funds</b>                 |                      |                  |                      |    |                       |             |    |                  |             |
| CERTIFIED STAFF                      | \$                   | 1,399,516        | 17                   | \$ | 1,420,292             | 17          | \$ | 20,776           | 0           |
| NON-CERTIFIED STAFF                  | \$                   | 269,555          | 7                    | \$ | 279,228               | 7           | \$ | 9,673            | 0           |
| 50136 PART TIME STAFF                | \$                   | 20,408           |                      | \$ | 19,248                |             | \$ | (1,160)          |             |
| <b>Total Salaries</b>                | \$                   | <b>1,689,479</b> | <b>24</b>            | \$ | <b>1,718,768</b>      | <b>24</b>   | \$ | <b>29,289</b>    | <b>0</b>    |
| <b>Non-Personnel</b>                 |                      |                  |                      |    |                       |             |    |                  |             |
| 55512 ED. SUPPLY INVENTORY           | \$                   | 7,769            |                      | \$ | 10,000                |             | \$ | 2,231            |             |
| 55520 GENERAL/OFFICE SUPPLY          | \$                   | 5,000            |                      | \$ | 5,000                 |             | \$ | -                |             |
| 55531 TEXTBOOKS                      | \$                   | 16,496           |                      | \$ | 15,000                |             | \$ | (1,496)          |             |
| 56694 OTHER CONTRACTUAL SERVICES     | \$                   | 2,500            |                      | \$ | 2,500                 |             | \$ | -                |             |
| <b>Total Non-Personnel</b>           | \$                   | <b>31,765</b>    |                      | \$ | <b>32,500</b>         |             | \$ | <b>735</b>       |             |
| <b>Total General Funds</b>           | \$                   | <b>1,721,244</b> | <b>24</b>            | \$ | <b>1,751,268</b>      | <b>24</b>   | \$ | <b>30,024</b>    | <b>0</b>    |
| <b>InterDistrict Funds</b>           |                      |                  |                      |    |                       |             |    |                  |             |
| CERTIFIED STAFF                      | \$                   | 2,127,729        | 33                   | \$ | 2,153,911             | 32.5        | \$ | 26,182           | -0.5        |
| NON-CERTIFIED STAFF                  | \$                   | 270,289          | 11                   | \$ | 70,289                | 11          | \$ | (200,000)        | 0           |
| 50136 PART TIME STAFF                | \$                   | 55,404           |                      | \$ | 55,404                |             | \$ | -                |             |
| <b>Total Salaries</b>                | \$                   | <b>2,453,422</b> | <b>44</b>            | \$ | <b>2,279,604</b>      | <b>43.5</b> | \$ | <b>(173,818)</b> | <b>-0.5</b> |
| <b>Non-Personnel</b>                 |                      |                  |                      |    |                       |             |    |                  |             |
| 55100 MATERIALS & SUPPLIES INSTRUCTN | \$                   | 26,857           |                      | \$ | 29,596                |             | \$ | 2,739            |             |
| 55101 MATERIALS & SUPPLIES ADMIN     | \$                   | 2,220            |                      | \$ | 10,000                |             | \$ | 7,780            |             |
| <b>Total Non-Personnel</b>           | \$                   | <b>29,077</b>    |                      | \$ | <b>39,596</b>         |             | \$ | <b>10,519</b>    |             |
| <b>Total Interdistrict Funds</b>     | \$                   | <b>2,482,499</b> | <b>44</b>            | \$ | <b>2,319,200</b>      | <b>43.5</b> | \$ | <b>(163,299)</b> | <b>-1</b>   |
| <b>Special Funds</b>                 |                      |                  |                      |    |                       |             |    |                  |             |
| <b>Total Special Funds</b>           | \$                   | <b>-</b>         | <b>0</b>             | \$ | <b>-</b>              | <b>0</b>    | \$ | <b>-</b>         | <b>0</b>    |
| <b>Grand Total All Funds</b>         | \$                   | <b>4,203,743</b> | <b>68</b>            | \$ | <b>4,070,468</b>      | <b>67.5</b> | \$ | <b>(133,275)</b> | <b>-1</b>   |

Note: Due to estimated budget expenditures, this budget is subject to modifications(+/-).





# New Haven Public Schools

Grades: 9-12

Sound School

60 South Water Street New Haven, CT 06519  
(475) 220-6800

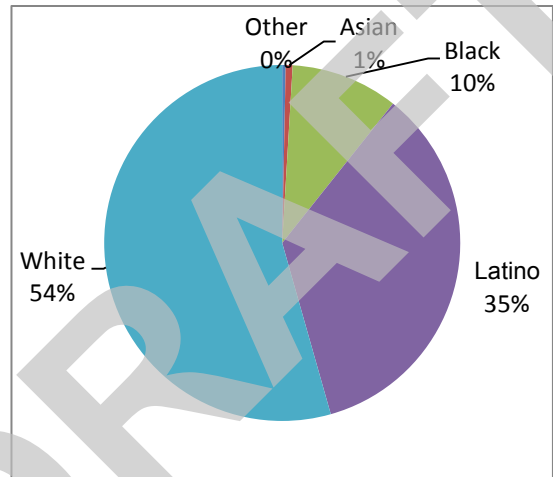
Enrollment: 318

## Student Performance

|      | 2016-17 | 2017-18 |
|------|---------|---------|
| Math | 30%     | 25%     |
| ELA  | 62%     | 51%     |

Percent of students achieving Proficient or better on Smarter Balanced Assessment in Grades 3-8 and/or SAT in Grade 11

## Student Demographics



## All Funds Budget Summary

|                            | Adjusted 18-19         | Proposed 19-20         |
|----------------------------|------------------------|------------------------|
| FT Personnel:              | \$ 3,977,067.00        | \$ 3,925,021.00        |
| Non-Personnel:             | \$ 26,948.00           | \$ 26,235.00           |
| <b>Total Expenditures:</b> | <b>\$ 4,004,015.00</b> | <b>\$ 3,951,256.00</b> |

English Language Learners: 4%  
Special Education: 21%  
Free and Reduced Lunch: 46%

At Sound School, students are engaged in learning in a small maritime-focused environment.

With sweeping views of New Haven Harbor, Sound School is Connecticut's premier aquaculture/ agriculture science and technology education center (ASTE), drawing outstanding secondary students from twenty-two diverse districts from Oxford to Old Saybrook.

With small class sizes, an award-winning faculty, and a waterfront campus spanning five buildings, Sound offers a unique curriculum to a diverse community in a hands-on learning environment.

The school is a fully accredited, comprehensive public high school founded as an educational alternative to the large city schools.

Additionally, New Haven residents can enroll in the school's agricultural science and technology education program.



"When I found out about our school, I was like, 'Oh my God, it's like a dream come true!'" – Dylan, Sound School Class of 2018

**STAFFING & ENROLLMENT**

| Certified Staff           |                 |                   | Enrollment     |                 |                   | Non-Certified Staff              |                 |                   |
|---------------------------|-----------------|-------------------|----------------|-----------------|-------------------|----------------------------------|-----------------|-------------------|
|                           | Actual<br>18/19 | Proposed<br>19/20 | Grade<br>Level | Actual<br>18/19 | Proposed<br>19/20 |                                  | Actual<br>18/19 | Proposed<br>19/20 |
| Principals                | 1               | 1                 | Pre-K          |                 |                   | Clerical Support                 | 2               | 2                 |
| Assistant Principals      | 2               | 2                 | K              |                 |                   | Business Manager                 | 1               | 1                 |
| Pre-K School              |                 |                   | 1              |                 |                   | Paraprofessionals:<br>Grades K-1 |                 |                   |
| Grades K-6 Classroom      |                 |                   | 2              |                 |                   | Pre-K School                     |                 |                   |
| Math                      | 5               | 4                 | 3              |                 |                   | SPED Para                        |                 |                   |
| Bilingual/ESOL            |                 |                   | 4              |                 |                   | Aqua Tech                        | 1               | 1                 |
| Reading/Language Arts     |                 |                   | 5              |                 |                   | Youth & Family Support           |                 |                   |
| Science                   | 8               | 8                 | 6              |                 |                   | School Security                  | 1               | 1                 |
| Social Studies/History    | 3               | 3                 | 7              |                 |                   | Custodian                        | 1               | 1                 |
| English                   | 5               | 5                 | 8              |                 |                   |                                  |                 |                   |
| World Language            | 4               | 3                 | 9              | 92              | 93                |                                  |                 |                   |
| Art                       | 0               | 0                 | 10             | 67              | 93                |                                  |                 |                   |
| Music                     |                 |                   | 11             | 86              | 66                |                                  |                 |                   |
| Career/Tech Ed            | 9               | 9                 | 12             | 74              | 83                |                                  |                 |                   |
| Physical Education        | 0.6             | 0.6               |                |                 |                   |                                  |                 |                   |
| Library Media             | 1               | 1                 |                |                 |                   |                                  |                 |                   |
| Special Education         | 4               | 4                 |                |                 |                   |                                  |                 |                   |
| Speech                    | 0.2             | 0.2               |                |                 |                   |                                  |                 |                   |
| Coach - Math              | 0               | 0                 |                |                 |                   |                                  |                 |                   |
| Coach - Literacy          | 0               | 0                 |                |                 |                   |                                  |                 |                   |
| Other                     |                 |                   |                |                 |                   |                                  |                 |                   |
| School Counselor          | 1               | 1                 |                |                 |                   |                                  |                 |                   |
| Social Worker             | 1               | 1                 |                |                 |                   |                                  |                 |                   |
| School Psychologist       | 0               | 0                 |                |                 |                   |                                  |                 |                   |
| School Climate Specialist |                 |                   |                |                 |                   |                                  |                 |                   |
| <b>Total</b>              | <b>44.8</b>     | <b>42.8</b>       | <b>Total</b>   | <b>319</b>      | <b>335</b>        | <b>Total</b>                     | <b>6</b>        | <b>6</b>          |

|                       | Actual      | Proposed    |
|-----------------------|-------------|-------------|
| <b>Staffing Total</b> | <b>50.8</b> | <b>48.8</b> |

|  |             |             |
|--|-------------|-------------|
| <b>Instructional Staff:</b>              | <b>39.8</b> | <b>37.8</b> |
| <b>Students Per Instructional Staff:</b> | <b>8.0</b>  | <b>8.9</b>  |

Note: Due to estimated budget expenditures, this budget is subject to modifications(+/-).

|                                  | Adjusted<br>FY 18/19 |             | Proposed<br>FY 19/20 |             | Difference<br>(+ / -) |           |
|----------------------------------|----------------------|-------------|----------------------|-------------|-----------------------|-----------|
| <b>General Funds</b>             |                      |             |                      |             |                       |           |
| CERTIFIED STAFF                  | \$ 3,618,092         | 43.8        | \$ 3,548,272         | 41.8        | \$ (69,820)           | -2        |
| NON-CERTIFIED STAFF              | \$ 257,022           | 6           | \$ 276,051           | 6           | \$ 19,029             | 0         |
| 50136 PART TIME STAFF            | \$ 14,373            |             | \$ 13,118            |             | \$ (1,255)            |           |
| <b>Total Salaries</b>            | <b>\$ 3,889,487</b>  | <b>49.8</b> | <b>\$ 3,837,441</b>  | <b>47.8</b> | <b>\$ (52,046)</b>    | <b>-2</b> |
| <b>Non-Personnel</b>             |                      |             |                      |             |                       |           |
| 55512 ED. SUPPLY INVENTORY       | \$ 6,653             |             | \$ 6,653             |             | \$ -                  |           |
| 55520 GENERAL/OFFICE SUPPLY      | \$ 11,087            |             | \$ 11,000            |             | \$ (87)               |           |
| 56623 REPAIRS & MAINTENANCE      | \$ 9,208             |             | \$ 8,582             |             | \$ (626)              |           |
| <b>Total Non-Personnel</b>       | <b>\$ 26,948</b>     |             | <b>\$ 26,235</b>     |             | <b>\$ (713)</b>       |           |
| <b>Total General Funds</b>       | <b>\$ 3,916,435</b>  | <b>49.8</b> | <b>\$ 3,863,676</b>  | <b>47.8</b> | <b>\$ (52,759)</b>    | <b>-2</b> |
| <b>InterDistrict Funds</b>       |                      |             |                      |             |                       |           |
| <b>Total Interdistrict Funds</b> | <b>\$ -</b>          | <b>0</b>    | <b>\$ -</b>          | <b>0</b>    | <b>\$ -</b>           | <b>0</b>  |
| <b>Special Funds</b>             |                      |             |                      |             |                       |           |
| CERTIFIED STAFF                  | \$ 87,580            | 1           | \$ 87,580            | 1           | \$ -                  | 0         |
| <b>Total Salaries</b>            | <b>\$ 87,580</b>     | <b>1</b>    | <b>\$ 87,580</b>     | <b>1</b>    | <b>\$ -</b>           | <b>0</b>  |
| <b>Non-Personnel</b>             |                      |             |                      |             |                       |           |
| <b>Total Non-Personnel</b>       | <b>\$ -</b>          |             | <b>\$ -</b>          |             | <b>\$ -</b>           |           |
| <b>Total Special Funds</b>       | <b>\$ 87,580</b>     | <b>1</b>    | <b>\$ 87,580</b>     | <b>1</b>    | <b>\$ -</b>           | <b>0</b>  |
| <b>Grand Total All Funds</b>     | <b>\$ 4,004,015</b>  | <b>50.8</b> | <b>\$ 3,951,256</b>  | <b>48.8</b> | <b>\$ (52,759)</b>    | <b>-2</b> |

Note: Due to estimated budget expenditures, this budget is subject to modifications(+/-).





# New Haven Public Schools

Grades: K-4

Strong School

130 Orchard St New Haven, CT 06519  
(475) 220-4800

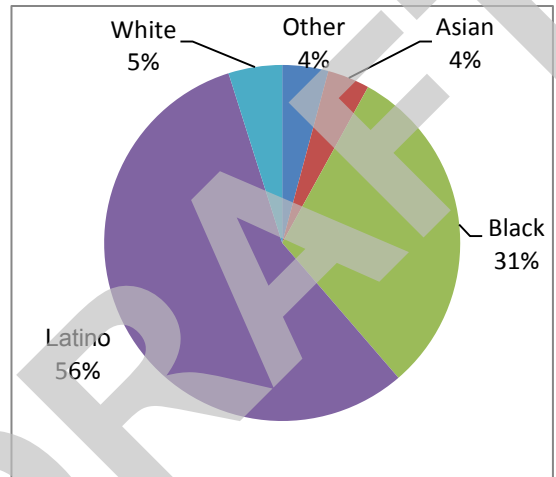
Enrollment: 287

## Student Performance

|      | 2016-17 | 2017-18 |
|------|---------|---------|
| Math | 13%     | 23%     |
| ELA  | 23%     | 29%     |

Percent of students achieving Proficient or better on Smarter Balanced Assessment in Grades 3-8 and/or SAT in Grade 11

## Student Demographics



## All Funds Budget Summary

|                            | Adjusted 18-19         | Proposed 19-20         |
|----------------------------|------------------------|------------------------|
| FT Personnel:              | \$ 2,998,726.00        | \$ 2,663,833.00        |
| Non-Personnel:             | \$ 330,493.00          | \$ 142,070.00          |
| <b>Total Expenditures:</b> | <b>\$ 3,329,219.00</b> | <b>\$ 2,805,903.00</b> |

English Language Learners: 37%  
Special Education: 18%  
Free and Reduced Lunch: 79%

At Strong Magnet School, students are inspired to thrive in the 21st century!

This K-4 school recognizes that growing technology makes communication more accessible and global than ever.

We equip children with 21st century communication, academic, and social skills necessary to succeed in a diverse world.

The school's STEM-infused curriculum and project-based learning approach prepare students to utilize digital media and technology to communicate effectively. Students receive language instruction in Chinese and American Sign Language.

The Discovery Lab provides STEM hands-on learning experiences and design challenges aligned with grade level content. Through a partnership with Southern Connecticut State University, students receive support from future educators.



"I love my school because we learn about communication every day. I like learning sign language. When I grow up, I am going to help people who can't hear." - Melany, Grade 3

**STAFFING & ENROLLMENT**

| <b>Certified Staff</b>    |                         |                           | <b>Enrollment</b>      |                         |                           | <b>Non-Certified Staff</b> |                         |                           |
|---------------------------|-------------------------|---------------------------|------------------------|-------------------------|---------------------------|----------------------------|-------------------------|---------------------------|
|                           | <b>Actual<br/>18/19</b> | <b>Proposed<br/>19/20</b> | <b>Grade<br/>Level</b> | <b>Actual<br/>18/19</b> | <b>Proposed<br/>19/20</b> |                            | <b>Actual<br/>18/19</b> | <b>Proposed<br/>19/20</b> |
| Principals                | 1                       | 1                         | <b>Pre-K</b>           |                         | 0                         | Clerical Support           | 1                       | 1                         |
| Assistant Principals      | 1                       | 1                         | <b>K</b>               | 64                      | 67                        | Paraprofessionals:         |                         |                           |
| Pre-K School              | 0                       | 0                         | <b>1</b>               | 60                      | 67                        | Grades K-1                 |                         |                           |
| Grades K-6 Classroom      | 14                      | 12                        | <b>2</b>               | 43                      | 65                        | Pre-K School               | 13                      | 8                         |
| Math                      | 0                       | 0                         | <b>3</b>               | 60                      | 52                        | SPED Para                  | 5                       | 5                         |
| Bilingual/ESOL            | 2                       | 2                         | <b>4</b>               | 41                      | 62                        | School Climate Specialist  |                         |                           |
| Reading/Language Arts     | 2                       | 2                         | <b>5</b>               |                         |                           | Youth & Family Support     | 0                       | 0                         |
| Science                   | 1                       | 1                         | <b>6</b>               |                         |                           | School Security            | 1                       | 1                         |
| Social Studies/History    | 0                       | 0                         | <b>7</b>               |                         |                           | Custodian                  | 2                       | 2                         |
| English                   | 0                       | 0                         | <b>8</b>               |                         |                           |                            |                         |                           |
| World Language            | 1                       | 1                         | <b>9</b>               |                         |                           |                            |                         |                           |
| Art                       |                         |                           | <b>10</b>              |                         |                           |                            |                         |                           |
| Music                     | 1                       | 1                         | <b>11</b>              |                         |                           |                            |                         |                           |
| Career/Tech Ed            | 0                       | 0                         | <b>12</b>              |                         |                           |                            |                         |                           |
| Physical Education        | 1                       | 1                         |                        |                         |                           |                            |                         |                           |
| Library Media             | 0                       | 0                         |                        |                         |                           |                            |                         |                           |
| Special Education         | 4                       | 4                         |                        |                         |                           |                            |                         |                           |
| Speech                    | 0.6                     | 0.6                       |                        |                         |                           |                            |                         |                           |
| Coach - Math              | 1                       | 1                         |                        |                         |                           |                            |                         |                           |
| Coach - Literacy          | 1                       | 1                         |                        |                         |                           |                            |                         |                           |
| Other-Magnet Resource     | 1                       | 0.5                       |                        |                         |                           |                            |                         |                           |
| School Counselors         | 0.5                     | 0.5                       |                        |                         |                           |                            |                         |                           |
| Social Worker             | 1                       | 1                         |                        |                         |                           |                            |                         |                           |
| School Psychologist       | 0.4                     | 0.4                       |                        |                         |                           |                            |                         |                           |
| School Climate Specialist | 0                       | 0                         |                        |                         |                           |                            |                         |                           |
| <b>Total</b>              | <b>33.5</b>             | <b>31</b>                 | <b>Total</b>           | <b>268</b>              | <b>313</b>                | <b>Total</b>               | <b>22</b>               | <b>17</b>                 |

|                       | <b>Actual</b> | <b>Proposed</b> |
|-----------------------|---------------|-----------------|
| <b>Staffing Total</b> | <b>55.5</b>   | <b>48</b>       |

|  |             |             |
|--|-------------|-------------|
| <b>Instructional Staff:</b>              | <b>28.6</b> | <b>26.6</b> |
| <b>Students Per Instructional Staff:</b> | <b>9.4</b>  | <b>11.8</b> |

*Note: Due to estimated budget expenditures, this budget is subject to modifications(+/-).*

|                                      | Adjusted<br>FY 18/19 |                  | Proposed<br>FY 19/20 |    | Difference<br>(+ / -) |           |                     |             |
|--------------------------------------|----------------------|------------------|----------------------|----|-----------------------|-----------|---------------------|-------------|
| <b>General Funds</b>                 |                      |                  |                      |    |                       |           |                     |             |
| CERTIFIED STAFF                      | \$                   | 2,072,307        | 29.5                 | \$ | 1,849,649             | 27        | \$ (222,658)        | -2.5        |
| NON-CERTIFIED STAFF                  | \$                   | 405,890          | 14                   | \$ | 296,910               | 9         | \$ (108,980)        | -5          |
| <b>Total Salaries</b>                | \$                   | <b>2,478,197</b> | <b>43.5</b>          | \$ | <b>2,146,559</b>      | <b>36</b> | \$ <b>(331,638)</b> | <b>-7.5</b> |
| <b>Non-Personnel</b>                 |                      |                  |                      |    |                       |           |                     |             |
| <b>Total Non-Personnel</b>           | \$                   | -                |                      | \$ | -                     |           | \$ -                |             |
| <b>Total General Funds</b>           | \$                   | <b>2,478,197</b> | <b>43.5</b>          | \$ | <b>2,146,559</b>      | <b>36</b> | \$ <b>(331,638)</b> | <b>-7.5</b> |
| <b>InterDistrict Funds</b>           |                      |                  |                      |    |                       |           |                     |             |
| <b>Total Interdistrict Funds</b>     | \$                   | -                | 0                    | \$ | -                     | 0         | \$ -                | 0           |
| <b>Special Funds</b>                 |                      |                  |                      |    |                       |           |                     |             |
| CERTIFIED STAFF                      | \$                   | 259,143          | 4                    | \$ | 267,465               | 4         | \$ 8,322            | 0           |
| NON-CERTIFIED STAFF                  | \$                   | 191,879          | 8                    | \$ | 191,879               | 8         | \$ -                | 0           |
| 50136 PART TIME STAFF                | \$                   | 35,154           |                      | \$ | 35,154                |           | \$ -                |             |
| 50149 TEACHER STIPEND                | \$                   | 27,560           |                      | \$ | 18,318                |           | \$ (9,242)          |             |
| 58852 FICA/MEDICARE EMPLOYER CONTRIB | \$                   | 6,238            |                      | \$ | 4,093                 |           | \$ (2,145)          |             |
| 59933 WORKERS COMPENSATION           | \$                   | 555              |                      | \$ | 365                   |           | \$ (190)            |             |
| <b>Total Salaries</b>                | \$                   | <b>520,529</b>   | <b>12</b>            | \$ | <b>517,274</b>        | <b>12</b> | \$ <b>(3,255)</b>   | <b>0</b>    |
| <b>Non-Personnel</b>                 |                      |                  |                      |    |                       |           |                     |             |
| 54413 COMPUTER EQUIPMENT             | \$                   | 77,648           |                      | \$ | 9,962                 |           | \$ (67,686)         |             |
| 55100 MATERIALS & SUPPLIES INSTRUCTN | \$                   | 133,683          |                      | \$ | 61,010                |           | \$ (72,673)         |             |
| 56694 OTHER CONTRACTUAL SERVICES     | \$                   | 119,162          |                      | \$ | 71,098                |           | \$ (48,064)         |             |
| <b>Total Non-Personnel</b>           | \$                   | <b>330,493</b>   |                      | \$ | <b>142,070</b>        |           | \$ <b>(188,423)</b> |             |
| <b>Total Special Funds</b>           | \$                   | <b>851,022</b>   | <b>12</b>            | \$ | <b>659,344</b>        | <b>12</b> | \$ <b>(191,678)</b> | <b>0</b>    |
| <b>Grand Total All Funds</b>         | \$                   | <b>3,329,219</b> | <b>55.5</b>          | \$ | <b>2,805,903</b>      | <b>48</b> | \$ <b>(523,316)</b> | <b>-7.5</b> |

*Note: Due to estimated budget expenditures, this budget is subject to modifications(+/-).*

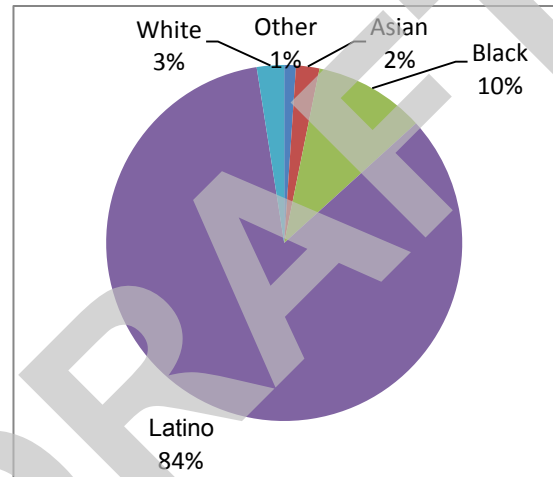


### Student Performance

|      | 2016-17 | 2017-18 |
|------|---------|---------|
| Math | 14%     | 13%     |
| ELA  | 22%     | 23%     |

Percent of students achieving Proficient or better on Smarter Balanced Assessment in Grades 3-8 and/or SAT in Grade 11

### Student Demographics



### All Funds Budget Summary

|                            | Adjusted 18-19         | Proposed 19-20         |
|----------------------------|------------------------|------------------------|
| FT Personnel:              | \$ 3,633,249.00        | \$ 3,731,457.00        |
| Non-Personnel:             | \$ 353,599.00          | \$ 293,929.00          |
| <b>Total Expenditures:</b> | <b>\$ 3,986,848.00</b> | <b>\$ 4,025,386.00</b> |

|                            |     |
|----------------------------|-----|
| English Language Learners: | 49% |
| Special Education:         | 13% |
| Free and Reduced Lunch:    | 78% |

At Truman, students grow and learn together.

Truman School is a neighborhood school which embraces all students.

Truman School believes that children have unique needs. As such, the school provides an instructional program which will meet the academic and social emotional needs of each child.

Classrooms utilize a blended learning approach to learning which allows students to receive instruction, both teacher directed and online platforms.

All students have access to one-to-one technology such as iPads, Chromebooks and Interactive Projectors.

Each child will have at-home access to online programs which support both remediation and acceleration of learning.



"Teachers care about us and help us learn every day." - Naliah, Grade 1



**STAFFING & ENROLLMENT**

| Certified Staff           |                 |                   | Enrollment     |                 |                   | Non-Certified Staff    |                 |                   |
|---------------------------|-----------------|-------------------|----------------|-----------------|-------------------|------------------------|-----------------|-------------------|
|                           | Actual<br>18/19 | Proposed<br>19/20 | Grade<br>Level | Actual<br>18/19 | Proposed<br>19/20 |                        | Actual<br>18/19 | Proposed<br>19/20 |
| Principals                | 1               | 1                 | Pre-K          | 50              | 50                | Clerical Support       | 1               | 1                 |
| Assistant Principals      | 1               | 1                 | K              | 50              | 47                | Paraprofessionals:     |                 |                   |
| Pre-K School              |                 |                   | 1              | 48              | 47                | Grades K-1             | 4               | 4                 |
| Grades K-6 Classroom      | 11              | 11                | 2              | 46              | 47                | Pre-K School           |                 |                   |
| Math                      | 1               | 1                 | 3              | 51              | 44                | SPED Para              | 2               | 2                 |
| Bilingual/ESOL            | 8               | 8                 | 4              | 55              | 49                | Youth & Family Support | 1               | 1                 |
| Reading/Language Arts     | 3               | 3                 | 5              | 67              | 55                | School Security        | 1               | 1                 |
| Science                   | 1               | 1                 | 6              | 78              | 67                | Custodian              | 2               | 2                 |
| Social Studies/History    | 1               | 1                 | 7              | 69              | 79                |                        |                 |                   |
| English                   | 0               | 0                 | 8              | 51              | 70                |                        |                 |                   |
| World Language            | 1               | 1                 | 9              |                 |                   |                        |                 |                   |
| Art                       | 2               | 2                 | 10             |                 |                   |                        |                 |                   |
| Music                     | 2               | 2                 | 11             |                 |                   |                        |                 |                   |
| Career/Tech Ed            |                 |                   | 12             |                 |                   |                        |                 |                   |
| Physical Education        | 2               | 2                 |                |                 |                   |                        |                 |                   |
| Library Media             | 0.5             | 0.5               |                |                 |                   |                        |                 |                   |
| Special Education         | 4               | 4                 |                |                 |                   |                        |                 |                   |
| Speech                    | 0.6             | 0.6               |                |                 |                   |                        |                 |                   |
| Coach - Math              | 1               | 1                 |                |                 |                   |                        |                 |                   |
| Coach - Literacy          | 1               | 1                 |                |                 |                   |                        |                 |                   |
| Other                     |                 |                   |                |                 |                   |                        |                 |                   |
| School Counselors         | 1               | 1                 |                |                 |                   |                        |                 |                   |
| Social Worker             | 1               | 1                 |                |                 |                   |                        |                 |                   |
| School Psychologist       | 0.6             | 0.6               |                |                 |                   |                        |                 |                   |
| School Climate Specialist |                 |                   |                |                 |                   |                        |                 |                   |
| <b>Total</b>              | <b>43.7</b>     | <b>43.7</b>       | <b>Total</b>   | <b>565</b>      | <b>555</b>        | <b>Total</b>           | <b>11</b>       | <b>11</b>         |

|                       | Actual      | Proposed    |
|-----------------------|-------------|-------------|
| <b>Staffing Total</b> | <b>54.7</b> | <b>54.7</b> |

|  |             |             |
|--|-------------|-------------|
| <b>Instructional Staff:</b>              | <b>39.1</b> | <b>39.1</b> |
| <b>Students Per Instructional Staff:</b> | <b>14.5</b> | <b>14.2</b> |

Note: Due to estimated budget expenditures, this budget is subject to modifications(+/-).

|                                      | Adjusted<br>FY 18/19 |                  | Proposed<br>FY 19/20 |    | Difference<br>(+ / -) |             |    |                 |          |
|--------------------------------------|----------------------|------------------|----------------------|----|-----------------------|-------------|----|-----------------|----------|
| <b>General Funds</b>                 |                      |                  |                      |    |                       |             |    |                 |          |
| CERTIFIED STAFF                      | \$                   | 2,798,659        | 39.7                 | \$ | 2,881,799             | 39.7        | \$ | 83,140          | 0        |
| NON-CERTIFIED STAFF                  | \$                   | 254,883          | 7                    | \$ | 263,667               | 7           | \$ | 8,784           | 0        |
| 50136 PART TIME STAFF                | \$                   | 22,715           |                      | \$ | 21,740                |             | \$ | (975)           |          |
| <b>Total Salaries</b>                | \$                   | <b>3,076,257</b> | <b>46.7</b>          | \$ | <b>3,167,206</b>      | <b>46.7</b> | \$ | <b>90,949</b>   | <b>0</b> |
| <b>Non-Personnel</b>                 |                      |                  |                      |    |                       |             |    |                 |          |
| 55512 ED. SUPPLY INVENTORY           | \$                   | 11,500           |                      | \$ | 11,500                |             | \$ | -               |          |
| 55520 GENERAL/OFFICE SUPPLY          | \$                   | 11,034           |                      | \$ | 9,981                 |             | \$ | (1,053)         |          |
| 55531 TEXTBOOKS                      | \$                   | 20,617           |                      | \$ | 22,000                |             | \$ | 1,383           |          |
| <b>Total Non-Personnel</b>           | \$                   | <b>43,151</b>    |                      | \$ | <b>43,481</b>         |             | \$ | <b>330</b>      |          |
| <b>Total General Funds</b>           | \$                   | <b>3,119,408</b> | <b>46.7</b>          | \$ | <b>3,210,687</b>      | <b>46.7</b> | \$ | <b>91,279</b>   | <b>0</b> |
| <b>InterDistrict Funds</b>           |                      |                  |                      |    |                       |             |    |                 |          |
| <b>Total Interdistrict Funds</b>     | \$                   | <b>-</b>         | <b>0</b>             | \$ | <b>-</b>              | <b>0</b>    | \$ | <b>-</b>        | <b>0</b> |
| <b>Special Funds</b>                 |                      |                  |                      |    |                       |             |    |                 |          |
| CERTIFIED STAFF                      | \$                   | 280,051          | 4                    | \$ | 286,101               | 4           | \$ | 6,050           | 0        |
| NON-CERTIFIED STAFF                  | \$                   | 141,153          | 4                    | \$ | 142,362               | 4           | \$ | 1,209           | 0        |
| 50136 PART TIME STAFF                | \$                   | 25,000           |                      | \$ | 25,000                |             | \$ | -               |          |
| 50149 TEACHER STIPEND                | \$                   | 10,000           |                      | \$ | 10,000                |             | \$ | -               |          |
| 51809 HEALTH INSURANCE               | \$                   | 96,000           |                      | \$ | 96,000                |             | \$ | -               |          |
| 58852 FICA/MEDICARE EMPLOYER CONTRIB | \$                   | 3,156            |                      | \$ | 3,156                 |             | \$ | -               |          |
| 59933 WORKERS COMPENSATION           | \$                   | 1,632            |                      | \$ | 1,632                 |             | \$ | -               |          |
| <b>Total Salaries</b>                | \$                   | <b>556,992</b>   | <b>8</b>             | \$ | <b>564,251</b>        | <b>8</b>    | \$ | <b>7,259</b>    | <b>0</b> |
| <b>Non-Personnel</b>                 |                      |                  |                      |    |                       |             |    |                 |          |
| 54413 COMPUTER EQUIPMENT             | \$                   | 145,882          |                      | \$ | 85,882                |             | \$ | (60,000)        |          |
| 55100 MATERIALS & SUPPLIES INSTRUCTN | \$                   | 46,447           |                      | \$ | 46,447                |             | \$ | -               |          |
| 56694 OTHER CONTRACTUAL SERVICES     | \$                   | 117,450          |                      | \$ | 117,450               |             | \$ | -               |          |
| 56697 OTHER PURCHASED SERVICES BOE   | \$                   | 669              |                      | \$ | 669                   |             | \$ | -               |          |
| <b>Total Non-Personnel</b>           | \$                   | <b>310,448</b>   |                      | \$ | <b>250,448</b>        |             | \$ | <b>(60,000)</b> |          |
| <b>Total Special Funds</b>           | \$                   | <b>867,440</b>   | <b>8</b>             | \$ | <b>814,699</b>        | <b>8</b>    | \$ | <b>(52,741)</b> | <b>0</b> |
| <b>Grand Total All Funds</b>         | \$                   | <b>3,986,848</b> | <b>54.7</b>          | \$ | <b>4,025,386</b>      | <b>54.7</b> | \$ | <b>38,538</b>   | <b>0</b> |

Note: Due to estimated budget expenditures, this budget is subject to modifications(+/-).

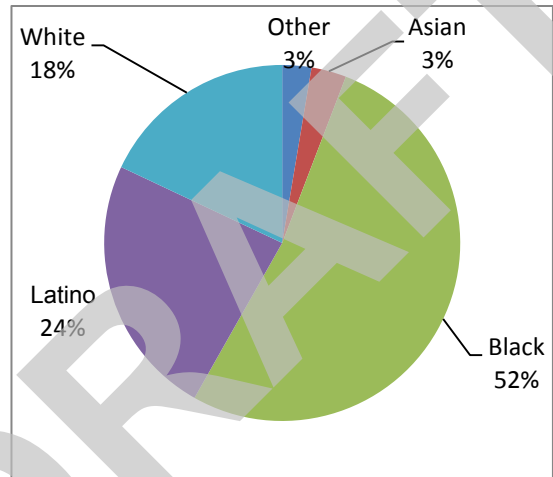


## Student Performance

|      | 2016-17 | 2017-18 |
|------|---------|---------|
| Math | 32%     | 39%     |
| ELA  | 51%     | 54%     |

Percent of students achieving Proficient or better on Smarter Balanced Assessment in Grades 3-8 and/or SAT in Grade 11

## Student Demographics



## All Funds Budget Summary

|                            | Adjusted 18-19         | Proposed 19-20         |
|----------------------------|------------------------|------------------------|
| FT Personnel:              | \$ 2,419,253.00        | \$ 2,016,125.00        |
| Non-Personnel:             | \$ 1,161,654.00        | \$ 682,354.00          |
| <b>Total Expenditures:</b> | <b>\$ 3,580,907.00</b> | <b>\$ 2,698,479.00</b> |

English Language Learners: 4%  
 Special Education: 15%  
 Free and Reduced Lunch: 71%

At West Rock STREAM Academy, students and teachers take pride in learning.

Students at West Rock STREAM Academy explore connections between the sciences and arts via Interdisciplinary units that include hands-on STEM projects.

In the school's Makerspace students engage in scientific investigations and engineering challenges. Makerspace challenges enable students to create with upcycled materials, code robots using iPads and much more.

Students have multiple opportunities to explore the outside world by solving ecological problems on school grounds, researching composting efforts in a school garden or studying living organisms at nearby zoos and aquariums.

Students leave West Rock STREAM Academy as scientists, engineers and authors capable of solving real world problems.



"The teachers here are different; they take more time with you and they care. We have iPads, touch screen Chromebooks, and advanced technology in our awesome Makerspace." - My'Quiel, Grade 4

**STAFFING & ENROLLMENT**

| <b>Certified Staff</b>    |                         |                           | <b>Enrollment</b>      |                         |                           | <b>Non-Certified Staff</b> |                         |                           |
|---------------------------|-------------------------|---------------------------|------------------------|-------------------------|---------------------------|----------------------------|-------------------------|---------------------------|
|                           | <b>Actual<br/>18/19</b> | <b>Proposed<br/>19/20</b> | <b>Grade<br/>Level</b> | <b>Actual<br/>18/19</b> | <b>Proposed<br/>19/20</b> |                            | <b>Actual<br/>18/19</b> | <b>Proposed<br/>19/20</b> |
| Principals                | 1                       | 1                         | <b>Pre-K</b>           | 18                      | 22                        | Clerical Support           | 1                       | 1                         |
| Assistant Principals      |                         |                           | <b>K</b>               | 31                      | 33                        | Paraprofessionals:         |                         |                           |
| Pre-K School              | 2                       | 2                         | <b>1</b>               | 34                      | 33                        | Grades K-1                 | 5                       | 4                         |
| Grades K-6 Classroom      | 12                      | 10                        | <b>2</b>               | 31                      | 35                        | Pre-K School               | 3                       | 3                         |
| Math                      |                         |                           | <b>3</b>               | 29                      | 34                        | SPED Para                  | 3                       | 3                         |
| Bilingual/ESOL            |                         |                           | <b>4</b>               | 42                      | 29                        | Youth & Family Support     | 0                       | 0                         |
| Reading/Language Arts     | 2                       | 1                         | <b>5</b>               |                         |                           | School Security            | 1                       | 1                         |
| Science                   |                         |                           | <b>6</b>               |                         |                           | Custodian                  | 1                       | 1                         |
| Social Studies/History    |                         |                           | <b>7</b>               |                         |                           |                            |                         |                           |
| English                   |                         |                           | <b>8</b>               |                         |                           |                            |                         |                           |
| World Language            |                         |                           | <b>9</b>               |                         |                           |                            |                         |                           |
| Art                       | 1                       | 1                         | <b>10</b>              |                         |                           |                            |                         |                           |
| Music                     | 1                       | 1                         | <b>11</b>              |                         |                           |                            |                         |                           |
| Career/Tech Ed            | 0                       | 0                         | <b>12</b>              |                         |                           |                            |                         |                           |
| Physical Education        | 1                       | 1                         |                        |                         |                           |                            |                         |                           |
| Library Media             | 0                       | 0                         |                        |                         |                           |                            |                         |                           |
| Special Education         | 3                       | 2.5                       |                        |                         |                           |                            |                         |                           |
| Speech                    | 0.4                     | 0.4                       |                        |                         |                           |                            |                         |                           |
| Coach - Math              | 0                       | 0                         |                        |                         |                           |                            |                         |                           |
| Coach - Literacy          | 1                       | 1                         |                        |                         |                           |                            |                         |                           |
| Other-Magnet Resource     | 2                       | 0                         |                        |                         |                           |                            |                         |                           |
| School Counselors         | 0                       | 0                         |                        |                         |                           |                            |                         |                           |
| Social Worker             | 1                       | 1                         |                        |                         |                           |                            |                         |                           |
| School Psychologist       | 0.4                     | 0.4                       |                        |                         |                           |                            |                         |                           |
| School Climate Specialist |                         |                           |                        |                         |                           |                            |                         |                           |
| <b>Total</b>              | <b>27.8</b>             | <b>22.3</b>               | <b>Total</b>           | <b>185</b>              | <b>186</b>                | <b>Total</b>               | <b>14</b>               | <b>13</b>                 |

|                       | <b>Actual</b> | <b>Proposed</b> |
|-----------------------|---------------|-----------------|
| <b>Staffing Total</b> | <b>41.8</b>   | <b>35.3</b>     |

|  |             |             |
|--|-------------|-------------|
| <b>Instructional Staff:</b>              | <b>23.4</b> | <b>19.9</b> |
| <b>Students Per Instructional Staff:</b> | <b>7.9</b>  | <b>9.3</b>  |

*Note: Due to estimated budget expenditures, this budget is subject to modifications(+/-).*

|                                      | Adjusted<br>FY 18/19 |             | Proposed<br>FY 19/20 |             | Difference<br>(+ / -) |             |
|--------------------------------------|----------------------|-------------|----------------------|-------------|-----------------------|-------------|
| <b>General Funds</b>                 |                      |             |                      |             |                       |             |
| CERTIFIED STAFF                      | \$ 1,070,273         | 15.8        | \$ 853,752           | 12.3        | \$ (216,522)          | -3.5        |
| NON-CERTIFIED STAFF                  | \$ 270,969           | 7           | \$ 302,049           | 7           | \$ 31,080             | 0           |
| 50136 PART TIME STAFF                | \$ 6,947             |             | \$ 5,394             |             | \$ (1,553)            |             |
| <b>Total Salaries</b>                | <b>\$ 1,348,189</b>  | <b>22.8</b> | <b>\$ 1,161,195</b>  | <b>19.3</b> | <b>\$ (186,995)</b>   | <b>-3.5</b> |
| <b>Non-Personnel</b>                 |                      |             |                      |             |                       |             |
| 55512 ED. SUPPLY INVENTORY           | \$ 2,018             |             | \$ 2,500             |             | \$ 482                |             |
| 55520 GENERAL/OFFICE SUPPLY          | \$ 5,000             |             | \$ 5,000             |             | \$ -                  |             |
| <b>Total Non-Personnel</b>           | <b>\$ 7,018</b>      |             | <b>\$ 7,500</b>      |             | <b>\$ 482</b>         |             |
| <b>Total General Funds</b>           | <b>\$ 1,355,207</b>  | <b>22.8</b> | <b>\$ 1,168,695</b>  | <b>19.3</b> | <b>\$ (186,513)</b>   | <b>-3.5</b> |
| <b>InterDistrict Funds</b>           |                      |             |                      |             |                       |             |
| CERTIFIED STAFF                      | \$ 508,915           | 9           | \$ 524,840           | 9           | \$ 15,925             | 0           |
| NON-CERTIFIED STAFF                  | \$ 159,121           | 7           | \$ 136,808           | 6           | \$ (22,313)           | -1          |
| 50136 PART TIME STAFF                | \$ 28,502            |             | \$ 28,502            |             | \$ -                  |             |
| <b>Total Salaries</b>                | <b>\$ 696,538</b>    | <b>16</b>   | <b>\$ 690,150</b>    | <b>15</b>   | <b>\$ (6,388)</b>     | <b>-1</b>   |
| <b>Non-Personnel</b>                 |                      |             |                      |             |                       |             |
| 55100 MATERIALS & SUPPLIES INSTRUCTN | \$ 7,981             |             | \$ 8,081             |             | \$ 100                |             |
| <b>Total Non-Personnel</b>           | <b>\$ 7,981</b>      |             | <b>\$ 8,081</b>      |             | <b>\$ 100</b>         |             |
| <b>Total Interdistrict Funds</b>     | <b>\$ 704,519</b>    | <b>16</b>   | <b>\$ 698,231</b>    | <b>15</b>   | <b>\$ (6,288)</b>     | <b>-1</b>   |
| <b>Special Funds</b>                 |                      |             |                      |             |                       |             |
| CERTIFIED STAFF                      | \$ 227,441           | 3           | \$ 92,569            | 1           | \$ (134,872)          | -2          |
| 50136 PART TIME STAFF                | \$ 32,448            |             | \$ 32,448            |             | \$ -                  |             |
| 50148 CURRICULUM DEVELOPMENT         | \$ 40,369            |             | \$ 10,000            |             | \$ (30,369)           |             |
| 51809 HEALTH INSURANCE               | \$ 61,889            |             | \$ 19,212            |             | \$ (42,677)           |             |
| 58852 FICA/MEDICARE EMPLOYER CONTRIB | \$ 10,249            |             | \$ 8,862             |             | \$ (1,387)            |             |
| 59933 WORKERS COMPENSATION           | \$ 2,130             |             | \$ 1,689             |             | \$ (441)              |             |
| <b>Total Salaries</b>                | <b>\$ 374,526</b>    | <b>3</b>    | <b>\$ 164,780</b>    | <b>1</b>    | <b>\$ (209,746)</b>   | <b>-2</b>   |
| <b>Non-Personnel</b>                 |                      |             |                      |             |                       |             |
| 53330 BUSINESS TRAVEL                | \$ 33,518            |             | \$ 21,759            |             | \$ (11,759)           |             |
| 54411 EQUIPMENT                      | \$ 20,000            |             | \$ 16,217            |             | \$ (3,783)            |             |
| 54413 COMPUTER EQUIPMENT             | \$ 153,239           |             | \$ 145               |             | \$ (153,094)          |             |
| 55100 MATERIALS & SUPPLIES INSTRUCTN | \$ 329,704           |             | \$ 230,021           |             | \$ (99,683)           |             |
| 55574 OTHER MATERIALS & SUPPLIES     | \$ 19,209            |             | \$ 19,209            |             | \$ -                  |             |
| 55576 OTHER                          | \$ 34,208            |             | \$ 30,272            |             | \$ (3,936)            |             |
| 56694 OTHER CONTRACTUAL SERVICES     | \$ 485,916           |             | \$ 319,150           |             | \$ (166,766)          |             |
| 56904 TUTORS                         | \$ 70,861            |             | \$ 30,000            |             | \$ (40,861)           |             |
| <b>Total Non-Personnel</b>           | <b>\$ 1,146,655</b>  |             | <b>\$ 666,773</b>    |             | <b>\$ (479,882)</b>   |             |
| <b>Total Special Funds</b>           | <b>\$ 1,521,181</b>  | <b>3</b>    | <b>\$ 831,553</b>    | <b>1</b>    | <b>\$ (689,628)</b>   | <b>-2</b>   |
| <b>Grand Total All Funds</b>         | <b>\$ 3,580,907</b>  | <b>41.8</b> | <b>\$ 2,698,479</b>  | <b>35.3</b> | <b>\$ (882,429)</b>   | <b>-6.5</b> |

*Note: Due to estimated budget expenditures, this budget is subject to modifications(+/-).*





# New Haven Public Schools

Grades: PreK-8

Wexler/Grant Community School  
 55 Foote Street New Haven, CT 06511  
 (475) 220-5600

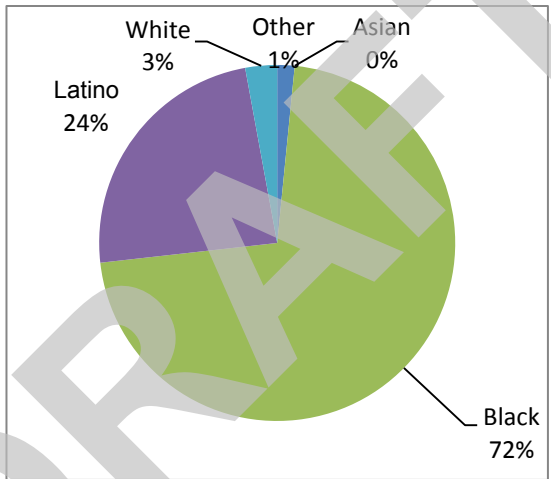
Enrollment: 381

## Student Performance

|      | 2016-17 | 2017-18 |
|------|---------|---------|
| Math | 6%      | 4%      |
| ELA  | 21%     | 22%     |

Percent of students achieving Proficient or better on Smarter Balanced Assessment in Grades 3-8 and/or SAT in Grade 11

## Student Demographics



## All Funds Budget Summary

| \$                  | Adjusted 18-19  | Proposed 19-20  |
|---------------------|-----------------|-----------------|
| 141,879.00          |                 |                 |
| FT Personnel:       | \$ 2,917,310.00 | \$ 2,943,594.00 |
| Non-Personnel:      | \$ 141,879.00   | \$ 30,690.00    |
| Total Expenditures: | \$ 3,059,189.00 | \$ 2,974,284.00 |

English Language Learners: 5%  
 Special Education: 17%  
 Free and Reduced Lunch: 82%

At Wexler-Grant, every student, every day, rises to the next S.T.E.P.S.

At Wexler-Grant, staff consists of some of the most dedicated and highly skilled professional educators in the District.

It is this dedication that drives the school in doing what is best for all students. Wexler-Grant is continuously improving its teaching practice by implementing the most effective and rigorous instruction that meets students' needs, while simultaneously looking at the "whole" child.

One of the focuses is building positive partnerships between the school community and families so that collaboration thrives.

Wexler-Grant has a true family atmosphere and cares for all of students, staff and families.



"Thank you for supporting the school and believing in us and lifting us up everyday. Love: Wexler Grant Family." – Skielyz

**STAFFING & ENROLLMENT**

| <b>Certified Staff</b>    |                         |                           | <b>Enrollment</b>      |                         |                           | <b>Non-Certified Staff</b> |                         |                           |
|---------------------------|-------------------------|---------------------------|------------------------|-------------------------|---------------------------|----------------------------|-------------------------|---------------------------|
|                           | <b>Actual<br/>18/19</b> | <b>Proposed<br/>19/20</b> | <b>Grade<br/>Level</b> | <b>Actual<br/>18/19</b> | <b>Proposed<br/>19/20</b> |                            | <b>Actual<br/>18/19</b> | <b>Proposed<br/>19/20</b> |
| Principals                | 1                       | 1                         | <b>Pre-K</b>           | 16                      | 15                        | Clerical Support           | 1                       | 1                         |
| Assistant Principals      | 1                       | 1                         | <b>K</b>               | 35                      | 34                        | Paraprofessionals:         |                         |                           |
| Pre-K School              |                         |                           | <b>1</b>               | 42                      | 34                        | Grades K-1                 | 4                       | 4                         |
| Grades K-6 Classroom      | 14                      | 14                        | <b>2</b>               | 42                      | 42                        | Pre-K School               | 2                       | 2                         |
| Math                      | 1                       | 1                         | <b>3</b>               | 42                      | 39                        | SPED Para                  | 2                       | 2                         |
| Bilingual/ESOL            |                         |                           | <b>4</b>               | 33                      | 40                        | Youth & Family Support     | 0                       | 0                         |
| Reading/Language Arts     | 2                       | 2                         | <b>5</b>               | 37                      | 33                        | School Security            | 1                       | 1                         |
| Science                   | 1                       | 1                         | <b>6</b>               | 46                      | 36                        | Custodian                  | 2                       | 2                         |
| Social Studies/History    | 1                       | 1                         | <b>7</b>               | 50                      | 43                        |                            |                         |                           |
| English                   | 0                       | 0                         | <b>8</b>               | 38                      | 49                        |                            |                         |                           |
| World Language            | 1                       | 1                         | <b>9</b>               |                         |                           |                            |                         |                           |
| Art                       | 1                       | 1                         | <b>10</b>              |                         |                           |                            |                         |                           |
| Music                     | 1                       | 1                         | <b>11</b>              |                         |                           |                            |                         |                           |
| Career/Tech Ed            | 0                       | 0                         | <b>12</b>              |                         |                           |                            |                         |                           |
| Physical Education        | 1.6                     | 1.6                       |                        |                         |                           |                            |                         |                           |
| Library Media             | 0.5                     | 0.5                       |                        |                         |                           |                            |                         |                           |
| Special Education         | 5                       | 5                         |                        |                         |                           |                            |                         |                           |
| Speech                    | 0.2                     | 0.2                       |                        |                         |                           |                            |                         |                           |
| Coach - Math              | 1                       | 1                         |                        |                         |                           |                            |                         |                           |
| Coach - Literacy          | 1                       | 1                         |                        |                         |                           |                            |                         |                           |
| Other                     |                         |                           |                        |                         |                           |                            |                         |                           |
| School Counselor          | 0.5                     | 0.5                       |                        |                         |                           |                            |                         |                           |
| Social Worker             | 1.4                     | 1.4                       |                        |                         |                           |                            |                         |                           |
| School Psychologist       | 0.6                     | 0.6                       |                        |                         |                           |                            |                         |                           |
| School Climate Specialist |                         |                           |                        |                         |                           |                            |                         |                           |
| <b>Total</b>              | <b>35.8</b>             | <b>35.8</b>               | <b>Total</b>           | <b>381</b>              | <b>365</b>                | <b>Total</b>               | <b>12</b>               | <b>12</b>                 |

|                       | <b>Actual</b> | <b>Proposed</b> |
|-----------------------|---------------|-----------------|
| <b>Staffing Total</b> | <b>47.8</b>   | <b>47.8</b>     |

|  |             |             |
|--|-------------|-------------|
| <b>Instructional Staff:</b>              | <b>31.3</b> | <b>31.3</b> |
| <b>Students Per Instructional Staff:</b> | <b>12.2</b> | <b>11.7</b> |

*Note: Due to estimated budget expenditures, this budget is subject to modifications(+/-).*

|                                      | Adjusted<br>FY 18/19 |             | Proposed<br>FY 19/20 |             | Difference<br>(+ / -) |          |
|--------------------------------------|----------------------|-------------|----------------------|-------------|-----------------------|----------|
| <b>General Funds</b>                 |                      |             |                      |             |                       |          |
| CERTIFIED STAFF                      | \$ 2,077,240         | 30.8        | \$ 2,194,199         | 31.8        | \$ 116,959            | 1        |
| NON-CERTIFIED STAFF                  | \$ 270,554           | 8           | \$ 301,522           | 7           | \$ 30,968             | -1       |
| 50136 PART TIME STAFF                | \$ 18,268            |             | \$ 14,916            |             | \$ (3,352)            |          |
| <b>Total Salaries</b>                | <b>\$ 2,366,062</b>  | <b>38.8</b> | <b>\$ 2,510,637</b>  | <b>38.8</b> | <b>\$ 144,575</b>     | <b>0</b> |
| <b>Non-Personnel</b>                 |                      |             |                      |             |                       |          |
| 54411 EQUIPMENT                      | \$ 1,107             |             | \$ 1,207             |             | \$ 100                |          |
| 54413 COMPUTER EQUIPMENT             | \$ 5,590             |             | \$ 6,000             |             | \$ 410                |          |
| 54415 FURNITURE                      | \$ 10,606            |             | \$ 1,000             |             | \$ (9,606)            |          |
| 55512 ED. SUPPLY INVENTORY           | \$ 2,000             |             | \$ 4,000             |             | \$ 2,000              |          |
| 55520 GENERAL/OFFICE SUPPLY          | \$ 6,089             |             | \$ 6,089             |             | \$ -                  |          |
| 55531 TEXTBOOKS                      | \$ 9,536             |             | \$ 9,536             |             | \$ -                  |          |
| <b>Total Non-Personnel</b>           | <b>\$ 34,928</b>     |             | <b>\$ 27,832</b>     |             | <b>\$ (7,096)</b>     |          |
| <b>Total General Funds</b>           | <b>\$ 2,400,990</b>  | <b>38.8</b> | <b>\$ 2,538,469</b>  | <b>38.8</b> | <b>\$ 137,479</b>     | <b>0</b> |
| <b>InterDistrict Funds</b>           |                      |             |                      |             |                       |          |
| <b>Total Interdistrict Funds</b>     | <b>\$ -</b>          | <b>0</b>    | <b>\$ -</b>          | <b>0</b>    | <b>\$ -</b>           | <b>0</b> |
| <b>Special Funds</b>                 |                      |             |                      |             |                       |          |
| CERTIFIED STAFF                      | \$ 239,184           | 4           | \$ 247,034           | 4           | \$ 7,850              | 0        |
| NON-CERTIFIED STAFF                  | \$ 151,189           | 5           | \$ 151,189           | 5           | \$ -                  | 0        |
| 50140 LONGEVITY                      | \$ 2,496             |             | \$ 2,496             |             | \$ -                  |          |
| 51809 HEALTH INSURANCE               | \$ 143,287           |             | \$ 24,963            |             | \$ (118,324)          |          |
| 51813 3144 SPECIAL FUND 457 PLAN     | \$ 1,873             |             | \$ 1,873             |             | \$ -                  |          |
| 58852 FICA/MEDICARE EMPLOYER CONTRIB | \$ 10,322            |             | \$ 4,965             |             | \$ (5,357)            |          |
| 59933 WORKERS COMPENSATION           | \$ 2,897             |             | \$ 437               |             | \$ (2,460)            |          |
| <b>Total Salaries</b>                | <b>\$ 551,248</b>    | <b>9</b>    | <b>\$ 432,957</b>    | <b>9</b>    | <b>\$ (118,291)</b>   | <b>0</b> |
| <b>Non-Personnel</b>                 |                      |             |                      |             |                       |          |
| 56694 OTHER CONTRACTUAL SERVICES     | \$ 106,951           |             | \$ 2,858             |             | \$ (104,093)          |          |
| <b>Total Non-Personnel</b>           | <b>\$ 106,951</b>    |             | <b>\$ 2,858</b>      |             | <b>\$ (104,093)</b>   |          |
| <b>Total Special Funds</b>           | <b>\$ 658,199</b>    | <b>9</b>    | <b>\$ 435,815</b>    | <b>9</b>    | <b>\$ (222,384)</b>   | <b>0</b> |
| <b>Grand Total All Funds</b>         | <b>\$ 3,059,189</b>  | <b>47.8</b> | <b>\$ 2,974,284</b>  | <b>47.8</b> | <b>\$ (84,905)</b>    | <b>0</b> |

Note: Due to estimated budget expenditures, this budget is subject to modifications(+/-).







# New Haven Public Schools

Grades: 9-12

Wilbur Cross Comprehensive High School

181 Mitchell Drive New Haven, CT 06511

(475) 220-7400

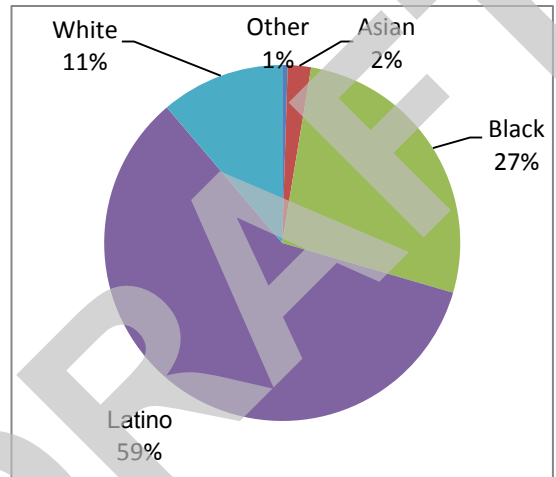
Enrollment: 1613

## Student Performance

|      | 2016-17 | 2017-18 |
|------|---------|---------|
| Math | 12%     | 18%     |
| ELA  | 26%     | 36%     |

Percent of students achieving Proficient or better on Smarter Balanced Assessment in Grades 3-8 and/or SAT in Grade 11

## Student Demographics



## All Funds Budget Summary

|                            | Adjusted 18-19          | Proposed 19-20          |
|----------------------------|-------------------------|-------------------------|
| FT Personnel:              | \$ 11,151,950.00        | \$ 11,409,526.00        |
| Non-Personnel:             | \$ 2,000.00             | \$ 2,000.00             |
| <b>Total Expenditures:</b> | <b>\$ 11,153,950.00</b> | <b>\$ 11,411,526.00</b> |

English Language Learners: 20%  
 Special Education: 17%  
 Free and Reduced Lunch: 76%

Wilbur L. Cross High School, is where New Haven's diverse community is defined and reflected! Through smaller learning academies instruction is specialized for the benefit of each student.

### Academy of Business & Fine Arts (BFA)

is an academically rigorous program that supports students interested in shaping their creative skills in visual and performing arts, along with business. Special courses include Introduction to Business, Accounting, Web Design, Theater, and Advanced Visual and Recording Arts.

### Academy of Health & Culinary Sciences (HCS)

will prepare students for the education needed to pursue careers in medicine, dentistry, veterinary sciences, sports and alternative medicine, nutrition, culinary arts, and hospitality.

### Academy of Law & Public Service (LPS)

will prepare students for the education needed to pursue careers in law, political science, counseling, psychology, education, public safety, military, criminal justice, and forensic science.

### International Academy of Digital Arts & Sciences (IADAS)

students explore many aspects of digital media including Video Game Design & Development, Digital Media & Movie Making, 3D Modeling and Animation, Graphic Design, Engineering, and Coding.



"Cross is like America in one building. There are so many different cultures and kids here. You learn from everyone. You can choose classes that fit your personality." - Celeste, Class of 2015

**STAFFING & ENROLLMENT**

| <b>Certified Staff</b>    |                         |                           | <b>Enrollment</b>      |                         |                           | <b>Non-Certified Staff</b>       |                         |                           |
|---------------------------|-------------------------|---------------------------|------------------------|-------------------------|---------------------------|----------------------------------|-------------------------|---------------------------|
|                           | <b>Actual<br/>18/19</b> | <b>Proposed<br/>19/20</b> | <b>Grade<br/>Level</b> | <b>Actual<br/>18/19</b> | <b>Proposed<br/>19/20</b> |                                  | <b>Actual<br/>18/19</b> | <b>Proposed<br/>19/20</b> |
| Principals                | 1                       | 1                         | <b>Pre-K</b>           |                         |                           | Clerical Support                 | 4                       | 4                         |
| Assistant Principals      | 4                       | 4                         | <b>K</b>               |                         |                           | Business Manager                 | 1                       | 1                         |
| Pre-K School              |                         |                           | <b>1</b>               |                         |                           | Paraprofessionals:<br>Grades K-1 |                         |                           |
| Grades K-6 Classroom      |                         |                           | <b>2</b>               |                         |                           | Pre-K School                     |                         |                           |
| Math                      | 16                      | 16                        | <b>3</b>               |                         |                           | SPED Para                        | 19                      | 19                        |
| Bilingual/ESOL            | 5                       | 5                         | <b>4</b>               |                         |                           | Computer Tech                    | 1                       | 1                         |
| Reading/Language Arts     | 3                       | 3                         | <b>5</b>               |                         |                           | Youth & Family Support           | 3                       | 3                         |
| Science                   | 15                      | 15                        | <b>6</b>               |                         |                           | School Security                  | 4                       | 4                         |
| Social Studies/History    | 15                      | 15                        | <b>7</b>               |                         |                           | Custodian                        | 2                       | 2                         |
| English                   | 17                      | 17                        | <b>8</b>               |                         |                           |                                  |                         |                           |
| World Language            | 11                      | 11                        | <b>9</b>               | 447                     | 431                       |                                  |                         |                           |
| Art                       | 5                       | 5                         | <b>10</b>              | 434                     | 431                       |                                  |                         |                           |
| Music                     | 3                       | 3                         | <b>11</b>              | 342                     | 447                       |                                  |                         |                           |
| Career/Tech Ed            | 11                      | 11                        | <b>12</b>              | 390                     | 335                       |                                  |                         |                           |
| Physical Education        | 6                       | 6                         |                        |                         |                           |                                  |                         |                           |
| Library Media             | 1                       | 1                         |                        |                         |                           |                                  |                         |                           |
| Special Education         | 16                      | 16                        |                        |                         |                           |                                  |                         |                           |
| Speech                    | 0.6                     | 0.6                       |                        |                         |                           |                                  |                         |                           |
| Coach - Math              | 0                       | 0                         |                        |                         |                           |                                  |                         |                           |
| Coach - Literacy          | 0                       | 0                         |                        |                         |                           |                                  |                         |                           |
| Other-Drama               | 1                       | 1                         |                        |                         |                           |                                  |                         |                           |
| School Counselor          | 7                       | 7                         |                        |                         |                           |                                  |                         |                           |
| Social Worker             | 2.2                     | 2.2                       |                        |                         |                           |                                  |                         |                           |
| School Psychologist       | 1.8                     | 1.8                       |                        |                         |                           |                                  |                         |                           |
| School Climate Specialist |                         |                           |                        |                         |                           |                                  |                         |                           |
| <b>Total</b>              | <b>141.6</b>            | <b>141.6</b>              | <b>Total</b>           | <b>1613</b>             | <b>1644</b>               | <b>Total</b>                     | <b>34</b>               | <b>34</b>                 |

|                       | <b>Actual</b> | <b>Proposed</b> |
|-----------------------|---------------|-----------------|
| <b>Staffing Total</b> | <b>175.6</b>  | <b>175.6</b>    |

|  |              |              |
|--|--------------|--------------|
| <b>Instructional Staff:</b>              | <b>125.6</b> | <b>125.6</b> |
| <b>Students Per Instructional Staff:</b> | <b>12.8</b>  | <b>13.1</b>  |

*Note: Due to estimated budget expenditures, this budget is subject to modifications(+/-).*

|                                      | Adjusted<br>FY 18/19 |              | Proposed<br>FY 19/20 |              | Difference<br>(+ / -) |          |
|--------------------------------------|----------------------|--------------|----------------------|--------------|-----------------------|----------|
| <b>General Funds</b>                 |                      |              |                      |              |                       |          |
| CERTIFIED STAFF                      | \$ 9,996,086         | 138.6        | \$ 10,271,309        | 137.6        | \$ 275,223            | -1       |
| NON-CERTIFIED STAFF                  | \$ 860,120           | 29           | \$ 884,536           | 30           | \$ 24,416             | 1        |
| 50136 PART TIME STAFF                | \$ -                 |              | \$ -                 |              | \$ -                  |          |
| 50141 SEASONAL HELP                  | \$ -                 |              | \$ -                 |              | \$ -                  |          |
| <b>Total Salaries</b>                | <b>\$ 10,856,206</b> | <b>167.6</b> | <b>\$ 11,155,845</b> | <b>167.6</b> | <b>\$ 299,639</b>     | <b>0</b> |
| <b>Non-Personnel</b>                 |                      |              |                      |              |                       |          |
| <b>Total Non-Personnel</b>           | <b>\$ -</b>          |              | <b>\$ -</b>          |              | <b>\$ -</b>           |          |
| <b>Total General Funds</b>           | <b>\$ 10,856,206</b> | <b>167.6</b> | <b>\$ 11,155,845</b> | <b>167.6</b> | <b>\$ 299,639</b>     | <b>0</b> |
| <b>InterDistrict Funds</b>           |                      |              |                      |              |                       |          |
| <b>Total Interdistrict Funds</b>     | <b>\$ -</b>          | <b>1</b>     | <b>\$ -</b>          | <b>1</b>     | <b>\$ -</b>           | <b>0</b> |
| <b>Special Funds</b>                 |                      |              |                      |              |                       |          |
| CERTIFIED STAFF                      | \$ 105,681           | 2            | \$ 62,063            | 2            | \$ (43,618)           | 0        |
| NON-CERTIFIED STAFF                  | \$ 152,907           | 5            | \$ 154,462           | 5            | \$ 1,555              | 0        |
| 50136 PART TIME STAFF                | \$ 17,550            |              | \$ 17,550            |              | \$ -                  |          |
| 51809 HEALTH INSURANCE               | \$ 18,143            |              | \$ 18,143            |              | \$ -                  |          |
| 58852 FICA/MEDICARE EMPLOYER CONTRIB | \$ 1,343             |              | \$ 1,343             |              | \$ -                  |          |
| 59933 WORKERS COMPENSATION           | \$ 120               |              | \$ 120               |              | \$ -                  |          |
| <b>Total Salaries</b>                | <b>\$ 295,744</b>    | <b>7</b>     | <b>\$ 253,681</b>    | <b>7</b>     | <b>\$ (42,063)</b>    | <b>0</b> |
| <b>Non-Personnel</b>                 |                      |              |                      |              |                       |          |
| 55100 MATERIALS & SUPPLIES INSTRUCTN | \$ 1,000             |              | \$ 1,000             |              | \$ -                  |          |
| 55574 OTHER MATERIALS & SUPPLIES     | \$ 1,000             |              | \$ 1,000             |              | \$ -                  |          |
| <b>Total Non-Personnel</b>           | <b>\$ 2,000</b>      |              | <b>\$ 2,000</b>      |              | <b>\$ -</b>           |          |
| <b>Total Special Funds</b>           | <b>\$ 297,744</b>    | <b>7</b>     | <b>\$ 255,681</b>    | <b>7</b>     | <b>\$ (42,063)</b>    | <b>0</b> |
| <b>Grand Total All Funds</b>         | <b>\$ 11,153,950</b> | <b>175.6</b> | <b>\$ 11,411,526</b> | <b>175.6</b> | <b>\$ 257,576</b>     | <b>0</b> |

Note: Due to estimated budget expenditures, this budget is subject to modifications(+/-).





# New Haven Public Schools

Grades: K-8

Worthington Hooker School

691 Whitney Avenue New Haven, CT 06511  
(475) 220-7200

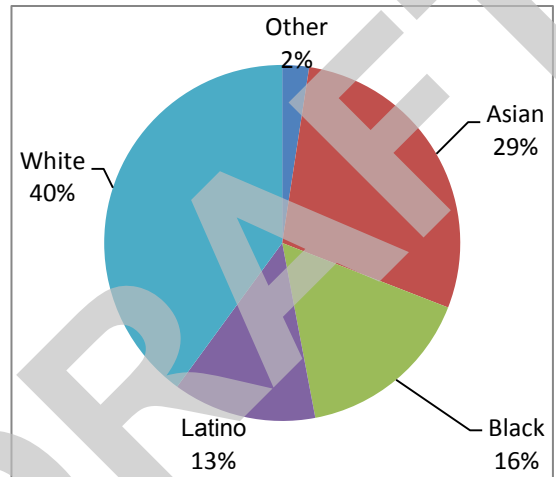
Enrollment: 453

## Student Performance

|      | 2016-17 | 2017-18 |
|------|---------|---------|
| Math | 67%     | 71%     |
| ELA  | 73%     | 77%     |

Percent of students achieving Proficient or better on Smarter Balanced Assessment in Grades 3-8 and/or SAT in Grade 11

## Student Demographics



## All Funds Budget Summary

|                            | Adjusted 18-19         | Proposed 19-20         |
|----------------------------|------------------------|------------------------|
| FT Personnel:              | \$ 2,938,563.00        | \$ 3,057,152.00        |
| Non-Personnel:             | \$ 36,556.00           | \$ 37,378.00           |
| <b>Total Expenditures:</b> | <b>\$ 2,975,119.00</b> | <b>\$ 3,094,530.00</b> |

|                            |     |
|----------------------------|-----|
| English Language Learners: | 16% |
| Special Education:         | 6%  |
| Free and Reduced Lunch:    | 22% |

At Worthington Hooker, everyone is hooked on learning.

Each morning, the school day starts with smiles and hugs from loving students who are eager to learn.

Parents support the curriculum by contributing their fields of expertise. Staff and students are very welcoming, hailing from all different parts of the world, and diversity is celebrated and incorporated into the curriculum, which makes everyone feel special and unique.

The level of cooperation is exceptional: Teachers and support staff collaborate to meet the needs of each student, and in the words of one staff member, *"Coming to school each day is awesome!"*

That kind of enthusiasm is contagious and contributes to a lifetime of loving learning.



*"I like how so many kids from different places come together and learn from each other through projects and teamwork!" - Ada, Grade 5*

**STAFFING & ENROLLMENT**

| Certified Staff           |                 |                   | Enrollment     |                 |                   | Non-Certified Staff    |                 |                   |
|---------------------------|-----------------|-------------------|----------------|-----------------|-------------------|------------------------|-----------------|-------------------|
|                           | Actual<br>18/19 | Proposed<br>19/20 | Grade<br>Level | Actual<br>18/19 | Proposed<br>19/20 |                        | Actual<br>18/19 | Proposed<br>19/20 |
| Principals                | 1               | 1                 | Pre-K          |                 |                   | Clerical Support       | 2               | 2                 |
| Assistant Principals      | 1               | 1                 | K              | 49              | 52                | Paraprofessionals:     |                 |                   |
| Pre-K School              |                 |                   | 1              | 47              | 52                | Grades K-1             | 4               | 4                 |
| Grades K-6 Classroom      | 14              | 14                | 2              | 53              | 49                | Pre-K School           |                 |                   |
| Math                      | 1               | 1                 | 3              | 48              | 52                | SPED Para              | 1               | 1                 |
| Bilingual/ESOL            | 1               | 0                 | 4              | 54              | 51                | Youth & Family Support | 0               | 0                 |
| Reading/Language Arts     | 1               | 1                 | 5              | 47              | 54                | School Security        | 2               | 2                 |
| Science                   | 1               | 1                 | 6              | 51              | 49                | Custodian              | 4               | 4                 |
| Social Studies/History    | 1               | 1                 | 7              | 54              | 51                |                        |                 |                   |
| English                   | 0               | 0                 | 8              | 50              | 51                |                        |                 |                   |
| World Language            | 1               | 1                 | 9              |                 |                   |                        |                 |                   |
| Art                       | 1               | 1                 | 10             |                 |                   |                        |                 |                   |
| Music                     | 2               | 2                 | 11             |                 |                   |                        |                 |                   |
| Career/Tech Ed            |                 |                   | 12             |                 |                   |                        |                 |                   |
| Physical Education        | 1.5             | 1.5               |                |                 |                   |                        |                 |                   |
| Library Media             | 1               | 1                 |                |                 |                   |                        |                 |                   |
| Special Education         | 2               | 2                 |                |                 |                   |                        |                 |                   |
| Speech                    | 0.2             | 0.2               |                |                 |                   |                        |                 |                   |
| Coach - Math              | 0               | 1                 |                |                 |                   |                        |                 |                   |
| Coach - Literacy          | 1               | 1                 |                |                 |                   |                        |                 |                   |
| Other                     |                 |                   |                |                 |                   |                        |                 |                   |
| School Counselors         | 0.5             | 0.5               |                |                 |                   |                        |                 |                   |
| Social Worker             | 1               | 1                 |                |                 |                   |                        |                 |                   |
| School Psychologist       | 0.6             | 0.6               |                |                 |                   |                        |                 |                   |
| School Climate Specialist |                 |                   |                |                 |                   |                        |                 |                   |
| <b>Total</b>              | <b>32.8</b>     | <b>32.8</b>       | <b>Total</b>   | <b>453</b>      | <b>461</b>        | <b>Total</b>           | <b>13</b>       | <b>13</b>         |

|                       | Actual      | Proposed    |
|-----------------------|-------------|-------------|
| <b>Staffing Total</b> | <b>45.8</b> | <b>45.8</b> |

|  |             |             |
|--|-------------|-------------|
| <b>Instructional Staff:</b>              | <b>28.7</b> | <b>28.7</b> |
| <b>Students Per Instructional Staff:</b> | <b>15.8</b> | <b>16.1</b> |

Note: Due to estimated budget expenditures, this budget is subject to modifications(+/-).

|                                  | Adjusted<br>FY 18/19 |                  | Proposed<br>FY 19/20 |    | Difference<br>(+ / -) |             |                   |          |
|----------------------------------|----------------------|------------------|----------------------|----|-----------------------|-------------|-------------------|----------|
| <b>General Funds</b>             |                      |                  |                      |    |                       |             |                   |          |
| CERTIFIED STAFF                  | \$                   | 2,452,227        | 32.8                 | \$ | 2,554,165             | 32.8        | \$ 101,938        | 0        |
| NON-CERTIFIED STAFF              | \$                   | 410,100          | 11                   | \$ | 427,408               | 11          | \$ 17,308         | 0        |
| 50136 PART TIME STAFF            | \$                   | 19,496           |                      | \$ | 18,839                |             | \$ (657)          |          |
| <b>Total Salaries</b>            | \$                   | <b>2,881,823</b> | <b>43.8</b>          | \$ | <b>3,000,412</b>      | <b>43.8</b> | \$ <b>118,589</b> | <b>0</b> |
| <b>Non-Personnel</b>             |                      |                  |                      |    |                       |             |                   |          |
| 54411 EQUIPMENT                  | \$                   | 6,000            |                      | \$ | 6,822                 |             | \$ 822            |          |
| 55512 ED. SUPPLY INVENTORY       | \$                   | 13,000           |                      | \$ | 13,000                |             | \$ -              |          |
| 55520 GENERAL/OFFICE SUPPLY      | \$                   | 4,556            |                      | \$ | 4,556                 |             | \$ -              |          |
| 55531 TEXTBOOKS                  | \$                   | 13,000           |                      | \$ | 13,000                |             | \$ -              |          |
| <b>Total Non-Personnel</b>       | \$                   | <b>36,556</b>    |                      | \$ | <b>37,378</b>         |             | \$ <b>822</b>     |          |
| <b>Total General Funds</b>       | \$                   | <b>2,918,379</b> | <b>43.8</b>          | \$ | <b>3,037,790</b>      | <b>43.8</b> | \$ <b>119,411</b> | <b>0</b> |
| <b>InterDistrict Funds</b>       |                      |                  |                      |    |                       |             |                   |          |
| <b>Total Interdistrict Funds</b> | \$                   | <b>-</b>         | <b>0</b>             | \$ | <b>-</b>              | <b>0</b>    | \$ <b>-</b>       | <b>0</b> |
| <b>Special Funds</b>             |                      |                  |                      |    |                       |             |                   |          |
| NON-CERTIFIED STAFF              | \$                   | 56,740           | 2                    | \$ | 56,740                | 2           | \$ -              | 0        |
| <b>Total Salaries</b>            | \$                   | <b>56,740</b>    | <b>2</b>             | \$ | <b>56,740</b>         | <b>2</b>    | \$ <b>-</b>       | <b>0</b> |
| <b>Non-Personnel</b>             |                      |                  |                      |    |                       |             |                   |          |
| <b>Total Non-Personnel</b>       | \$                   | <b>-</b>         |                      | \$ | <b>-</b>              |             | \$ <b>-</b>       |          |
| <b>Total Special Funds</b>       | \$                   | <b>56,740</b>    | <b>2</b>             | \$ | <b>56,740</b>         | <b>2</b>    | \$ <b>-</b>       | <b>0</b> |
| <b>Grand Total All Funds</b>     | \$                   | <b>2,975,119</b> | <b>45.8</b>          | \$ | <b>3,094,530</b>      | <b>45.8</b> | \$ <b>119,411</b> | <b>0</b> |

Note: Due to estimated budget expenditures, this budget is subject to modifications(+/-).





NEW HAVEN PUBLIC SCHOOLS

# Departments

# Office of the Superintendent

## Office of Superintendent

|   | Budget 2018/19    |          | Proposed FY 2019/20 |          | Difference FY 2019/20 |           |
|---|-------------------|----------|---------------------|----------|-----------------------|-----------|
|   | \$                | FTE      | \$                  | FTE      | \$                    | FTE       |
| <b>BUDGET FUND 1000</b>                   |                   |          |                     |          |                       |           |
| 50110 Certified Salaries                  | \$ 235,000        | 1        | \$ 239,700          | 1        | \$ 4,700              | 0         |
| 50110 Non Certified Salaries              | \$ 70,000         | 1        | \$ 136,400          | 2        | \$ 66,400             | -1        |
| 50124 Non Certified Salaries              | \$ -              | 0        | \$ 41,715           | 1        | \$ 41,715             | -1        |
| 50136 Part Time Non Certified Salaries    | \$ 75,000         | 0        | \$ -                | 0        | \$ (75,000)           | 0         |
| <b>Total Salaries</b>                     | <b>\$ 380,000</b> | <b>2</b> | <b>\$ 417,815</b>   | <b>4</b> | <b>\$ (37,815)</b>    | <b>-2</b> |
| <b>Non-Personnel</b>                      |                   |          |                     |          |                       |           |
| 53330 Business Travel                     | \$ 5,000          | 0        | \$ 1,000            | 0        | \$ (4,000)            | 0         |
| 53350 Professional Meetings               | \$ 5,000          | 0        | \$ 3,000            | 0        | \$ (2,000)            | 0         |
| 54411 Equipment                           | \$ 5,000          | 0        | \$ 5,000            | 0        | \$ -                  | 0         |
| 55520 Supplies & Materials                | \$ 2,500          | 0        | \$ 2,500            | 0        | \$ -                  | 0         |
| 55534 Periodicals                         | \$ 1,000          | 0        | \$ 1,000            | 0        | \$ -                  | 0         |
| 56655 Registrations, Dues & Subscriptions | \$ 40,000         | 0        | \$ 40,000           | 0        | \$ -                  | 0         |
| 56683 Student Activities                  | \$ 50,000         | 0        | \$ 50,000           | 0        | \$ -                  | 0         |
| 56694 Other Contractual Services          | \$ 200,000        | 0        | \$ 60,000           | 0        | \$ (140,000)          | 0         |
| <b>Total Non-Personnel</b>                | <b>\$ 308,500</b> | <b>0</b> | <b>\$ 162,500</b>   | <b>0</b> | <b>\$ 146,000</b>     | <b>0</b>  |
| <b>TOTAL BUDGET FUND 1000</b>             | <b>\$ 688,500</b> | <b>2</b> | <b>\$ 580,315</b>   | <b>4</b> | <b>\$ 108,185</b>     | <b>-2</b> |





# Office of the Superintendent

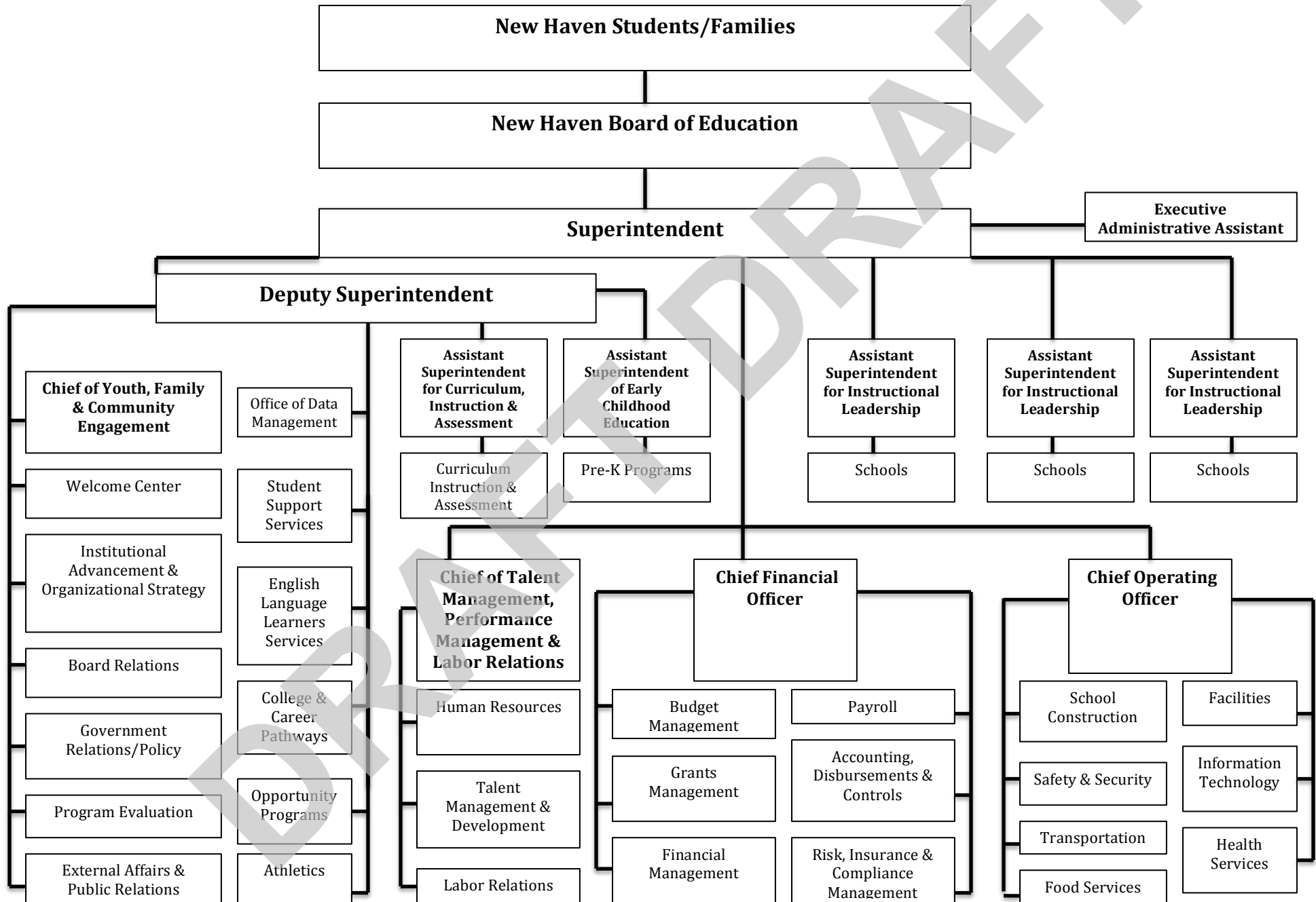
## Office of Assistant Superintendents

|   | Budget<br>FY 2018/19 |          | Proposed<br>FY 2019/20 |          | Difference<br>FY 2019/20 |          |
|---|----------------------|----------|------------------------|----------|--------------------------|----------|
|   | \$                   | FTE      | \$                     | FTE      | \$                       | FTE      |
| <b>BUDGET FUND 1000</b>                   |                      |          |                        |          |                          |          |
| 50110 Certified Salaries                  | \$ 159,483           | 1        | \$ 167,777             | 1        | \$ 8,294                 | 0        |
| 50111 Certified Salaries                  | \$ 495,000           | 3        | \$ 495,000             | 3        | \$ -                     | 0        |
| 50113 Certified Salaries                  | \$ 132,273           | 1        | \$ 134,918             | 1        | \$ 2,645                 | 0        |
| 50124 Non Certified Salaries              | \$ 40,697            | 1        | \$ 41,715              | 1        | \$ 1,018                 | 0        |
| 50136 Part Time Non Certified Salaries    | \$ 10,600            | 0        | \$ 10,600              | 0        | \$ -                     | 0        |
| 50141 Seasonal Help                       | \$ 2,000             | 0        | \$ 2,000               | 0        | \$ -                     | 0        |
| <b>Total Salaries</b>                     | <b>\$ 840,053</b>    | <b>6</b> | <b>\$ 852,010</b>      | <b>6</b> | <b>\$ 11,957</b>         | <b>0</b> |
| <b>Non-Personnel</b>                      |                      |          |                        |          |                          |          |
| 53310 Mileage                             | \$ 20,300            | 0        | \$ 20,300              | 0        | \$ -                     | 0        |
| 53330 Business Travel                     | \$ 5,000             | 0        | \$ 500                 | 0        | \$ (4,500)               | 0        |
| 53350 Professional Meetings               | \$ 15,000            | 0        | \$ 1,500               | 0        | \$ (13,500)              | 0        |
| 54411 Equipment                           | \$ 15,000            | 0        | \$ 15,000              | 0        | \$ -                     | 0        |
| 55520 Supplies & Materials                | \$ 25,000            | 0        | \$ 25,000              | 0        | \$ -                     | 0        |
| 55531 Textbooks                           | \$ 5,000             | 0        | \$ 5,000               | 0        | \$ -                     | 0        |
| 56655 Registrations, Dues & Subscriptions | \$ 5,000             | 0        | \$ 5,000               | 0        | \$ -                     | 0        |
| 56683 Student Activities                  | \$ 100,000           | 0        | \$ 100,000             | 0        | \$ -                     | 0        |
| 56684 Graduation                          | \$ 11,000            | 0        | \$ 11,000              | 0        | \$ -                     | 0        |
| 56694 Other Contractual Services          | \$ 30,000            | 0        | \$ 30,000              | 0        | \$ -                     | 0        |
| <b>Total Non-Personnel</b>                | <b>\$ 231,300</b>    | <b>0</b> | <b>\$ 213,300</b>      | <b>0</b> | <b>\$ (18,000)</b>       | <b>0</b> |
| <b>TOTAL BUDGET FUND 1000</b>             | <b>\$ 1,071,353</b>  | <b>6</b> | <b>\$ 1,065,310</b>    | <b>6</b> | <b>\$ (6,043)</b>        | <b>0</b> |





**NEW HAVEN PUBLIC SCHOOLS**  
**Organizational Chart**



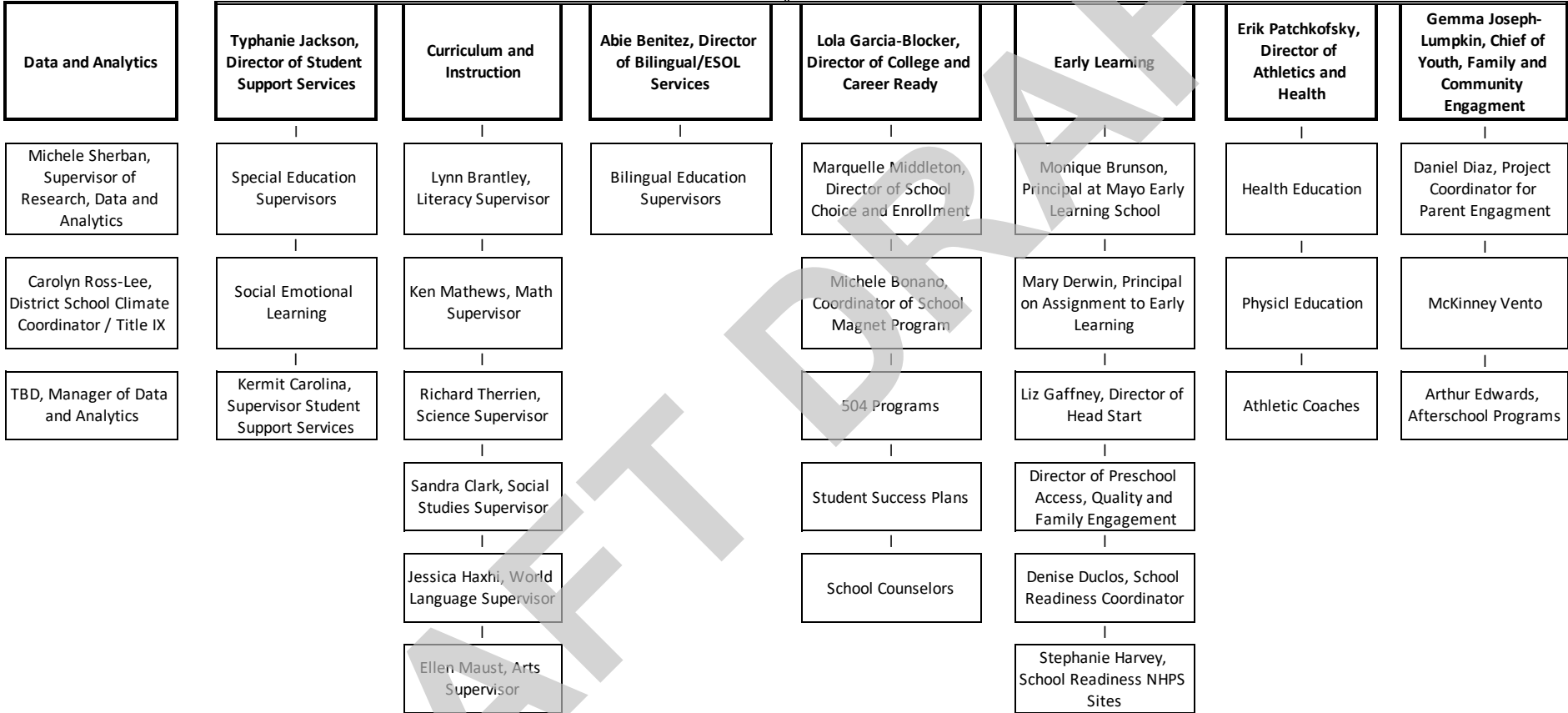
# Office of the Deputy Superintendent

## Office of Deputy Superintendent

|   | Budget<br>FY 2018/19 |          | Proposed<br>FY 2019/20 |          | Difference<br>FY 2019/20 |          |
|---|----------------------|----------|------------------------|----------|--------------------------|----------|
|   | \$                   | FTE      | \$                     | FTE      | \$                       | FTE      |
| <b>BUDGET FUND 1000</b>                   |                      |          |                        |          |                          |          |
| 50110 Certified Salaries                  | \$ 175,000           | 1        | \$ 175,000             | 1        | \$ -                     | 0        |
| 50110 Non Certified Salaries              | \$ -                 | 0        | \$ 65,000              | 1        | \$ 65,000                | -1       |
| 50136 Part Time Non Certified Salaries    | \$ 25,000            | 0        | \$ -                   | 0        | \$ (25,000)              | 0        |
| <b>Total Salaries</b>                     | <b>\$ 200,000</b>    | <b>1</b> | <b>\$ 240,000</b>      | <b>2</b> | <b>\$ (40,000)</b>       | <b>1</b> |
| <b>Non-Personnel</b>                      |                      |          |                        |          |                          |          |
| 53330 Business Travel                     | \$ 9,000             | 0        | \$ 500                 | 0        | \$ (8,500)               | 0        |
| 53350 Professional Meetings               | \$ 5,000             | 0        | \$ 1,000               | 0        | \$ (4,000)               | 0        |
| 54411 Equipment                           | \$ 2,000             | 0        | \$ 2,000               | 0        | \$ -                     | 0        |
| 55520 Supplies & Materials                | \$ 2,000             | 0        | \$ 2,000               | 0        | \$ -                     | 0        |
| 55534 Periodicals                         | \$ 1,000             | 0        | \$ 1,000               | 0        | \$ -                     | 0        |
| 56655 Registrations, Dues & Subscriptions | \$ 10,000            | 0        | \$ 10,000              | 0        | \$ -                     | 0        |
| 56694 Other Contractual Services          | \$ 50,000            | 0        | \$ 50,000              | 0        | \$ -                     | 0        |
| <b>Total Non-Personnel</b>                | <b>\$ 79,000</b>     | <b>0</b> | <b>\$ 66,500</b>       | <b>0</b> | <b>\$ 12,500</b>         | <b>0</b> |
| <b>TOTAL BUDGET FUND 1000</b>             | <b>\$ 279,000</b>    | <b>0</b> | <b>\$ 306,500</b>      | <b>0</b> | <b>\$ (27,500)</b>       | <b>0</b> |



**Ivelise Velazquez  
Deputy Superintendent**



DRAFT

# Office of Public Relations

## Office of Communications

|                                  | Budget<br>FY 2018/19 |          | Proposed<br>FY 2019/20 |          | Difference<br>FY 2019/20 |          |
|----------------------------------|----------------------|----------|------------------------|----------|--------------------------|----------|
|                                  | \$                   | FTE      | \$                     | FTE      | \$                       | FTE      |
| <b>BUDGET FUND 1000</b>          |                      |          |                        |          |                          |          |
| 50110 Non Certified Salaries     | \$ 85,779            | 0        | \$ 100,000             | 1        | \$ 14,221                | 1        |
| <b>Total Salaries</b>            | <b>\$ 85,779</b>     | <b>0</b> | <b>\$ 100,000</b>      | <b>1</b> | <b>\$ (14,221)</b>       | <b>1</b> |
| <b>Non-Personnel</b>             |                      |          |                        |          |                          |          |
| 55520 Supplies & Materials       | \$ 2,000             | 0        | \$ 2,000               | 0        | \$ -                     | 0        |
| 56615 Printing & Binding         | \$ 25,000            | 0        | \$ 25,000              | 0        | \$ -                     | 0        |
| 56694 Other Contractual Services | \$ 100,000           | 0        | \$ 100,000             | 0        | \$ -                     | 0        |
| <b>Total Non-Personnel</b>       | <b>\$ 127,000</b>    | <b>0</b> | <b>\$ 127,000</b>      | <b>0</b> | <b>\$ -</b>              | <b>0</b> |
| <b>TOTAL BUDGET FUND 1000</b>    | <b>\$ 212,779</b>    | <b>0</b> | <b>\$ 227,000</b>      | <b>1</b> | <b>\$ (14,221)</b>       | <b>1</b> |



# Office of Academics

## Physical Education

|                                  | Budget<br>FY 2018/19 |          | Proposed<br>FY 2019/20 |          | Difference<br>FY 2019/20 |          |
|----------------------------------|----------------------|----------|------------------------|----------|--------------------------|----------|
|                                  | \$                   | FTE      | \$                     | FTE      | \$                       | FTE      |
| <b>BUDGET FUND 1000</b>          |                      |          |                        |          |                          |          |
| 50112 Certified Salaries         | \$ 155,821           | 1        | \$ 160,496             | 1        | \$ 4,675                 | 0        |
| 50124 Non Certified Salaries     | \$ 40,697            | 1        | \$ 41,715              | 1        | \$ 1,018                 | 0        |
| <b>Total Salaries</b>            | <b>\$ 196,518</b>    | <b>2</b> | <b>\$ 202,211</b>      | <b>2</b> | <b>\$ 5,693</b>          | <b>0</b> |
| <b>Non-Personnel</b>             |                      |          |                        |          |                          |          |
| 54411 Equipment                  | \$ 5,000             | 0        | \$ 5,000               | 0        | \$ -                     | 0        |
| 55520 Supplies & Materials       | \$ 9,500             | 0        | \$ 9,500               | 0        | \$ -                     | 0        |
| 56694 Other Contractual Services | \$ 17,000            | 0        | \$ 17,000              | 0        | \$ -                     | 0        |
| <b>Total Non-Personnel</b>       | <b>\$ 31,500</b>     | <b>0</b> | <b>\$ 31,500</b>       | <b>0</b> | <b>\$ -</b>              | <b>0</b> |
| <b>TOTAL BUDGET FUND 1000</b>    | <b>\$ 228,018</b>    | <b>2</b> | <b>\$ 233,711</b>      | <b>2</b> | <b>\$ 5,693</b>          | <b>0</b> |

## Athletics

|   | Budget<br>FY 2018/19 |          | Proposed<br>FY 2019/20 |          | Difference<br>FY 2019/20 |          |
|---|----------------------|----------|------------------------|----------|--------------------------|----------|
|   | \$                   | FTE      | \$                     | FTE      | \$                       | FTE      |
| <b>BUDGET FUND 1000</b>                   |                      |          |                        |          |                          |          |
| 50117 Part Time Non Certified Salaries    | \$ 650,000           | 0        | \$ 650,000             | 0        | \$ -                     | 0        |
| 50136 Part Time Non Certified Salaries    | \$ 250,000           | 0        | \$ 250,000             | 0        | \$ -                     | 0        |
| <b>Total Salaries</b>                     | <b>\$ 900,000</b>    | <b>0</b> | <b>\$ 900,000</b>      | <b>0</b> | <b>\$ -</b>              | <b>0</b> |
| <b>Non-Personnel</b>                      |                      |          |                        |          |                          |          |
| 53310 Mileage                             | \$ 340,000           | 0        | \$ 340,000             | 0        | \$ -                     | 0        |
| 55520 Supplies & Materials                | \$ 230,000           | 0        | \$ 230,000             | 0        | \$ -                     | 0        |
| 56622 Cleaning                            | \$ 26,000            | 0        | \$ 26,000              | 0        | \$ -                     | 0        |
| 56623 Repairs & Maintenance               | \$ 30,000            | 0        | \$ 30,000              | 0        | \$ -                     | 0        |
| 56655 Registrations, Dues & Subscriptions | \$ 34,000            | 0        | \$ 34,000              | 0        | \$ -                     | 0        |
| 56689 Emergency Medical                   | \$ 200,000           | 0        | \$ 200,000             | 0        | \$ -                     | 0        |
| 56694 Other Contractual Services          | \$ 150,000           | 0        | \$ 150,000             | 0        | \$ -                     | 0        |
| <b>Total Non-Personnel</b>                | <b>\$ 1,010,000</b>  | <b>0</b> | <b>\$ 1,010,000</b>    | <b>0</b> | <b>\$ -</b>              | <b>0</b> |
| <b>TOTAL BUDGET FUND 1000</b>             | <b>\$ 1,910,000</b>  | <b>0</b> | <b>\$ 1,910,000</b>    | <b>0</b> | <b>\$ -</b>              | <b>0</b> |

# Office of Academics


|  | Budget           |          | Proposed         |          | Field House     |          |
|--|------------------|----------|------------------|----------|-----------------|----------|
|  | FY 2018/19       |          | FY 2019/20       |          | Difference      |          |
|  | \$               | FTE      | \$               | FTE      | \$              | FTE      |
| <b>BUDGET FUND 1000</b>                |                  |          |                  |          |                 |          |
| 50118 Non Certified Salaries           | \$ 70,710        | 1        | \$ 72,477        | 1        | \$ 1,767        | 0        |
| 50136 Part Time Non Certified Salaries | \$ 1,000         | 0        | \$ 1,000         | 0        | \$ -            | 0        |
| <b>Total Salaries</b>                  | <b>\$ 71,710</b> | <b>1</b> | <b>\$ 73,477</b> | <b>1</b> | <b>\$ 1,767</b> | <b>0</b> |
| <b>Non-Personnel</b>                   |                  |          |                  |          |                 |          |
| 54411 Equipment                        | \$ 1,000         | 0        | \$ 1,000         | 0        | \$ -            | 0        |
| 55520 Supplies & Materials             | \$ 1,500         | 0        | \$ 1,500         | 0        | \$ -            | 0        |
| <b>Total Non-Personnel</b>             | <b>\$ 2,500</b>  | <b>0</b> | <b>\$ 2,500</b>  | <b>0</b> | <b>\$ -</b>     | <b>0</b> |
| <b>TOTAL BUDGET FUND 1000</b>          | <b>\$ 74,210</b> | <b>1</b> | <b>\$ 75,977</b> | <b>1</b> | <b>\$ 1,767</b> | <b>0</b> |





NEW HAVEN PUBLIC SCHOOLS

**Erik Patchkofsky  
Athletic Director**



Robert Rafferty  
Manger  
Floyd Little Athletic Center

Tyree McCray  
Clerk Typist

DRAFT DRAFT



# Summer School

|                                  | Budget            |          | Proposed          |          | Summer School |          |
|----------------------------------|-------------------|----------|-------------------|----------|---------------|----------|
|                                  | FY 2018/19        |          | FY 2019/20        |          | Difference    |          |
|                                  | \$                | FTE      | \$                | FTE      | \$            | FTE      |
| <b>BUDGET FUND 1000</b>          |                   |          |                   |          |               |          |
| 50141 Seasonal Salaries          | \$ 250,000        | 0        | \$ 250,000        | 0        | \$ -          | 0        |
| <b>Total Salaries</b>            | <b>\$ 250,000</b> | <b>0</b> | <b>\$ 250,000</b> | <b>0</b> | <b>\$ -</b>   | <b>0</b> |
| 54411 Equipment                  | \$ 5,000          | 0        | \$ 5,000          | 0        | \$ -          | 0        |
| 55520 Supplies & Materials       | \$ 4,000          | 0        | \$ 4,000          | 0        | \$ -          | 0        |
| 56601 Transportation/Busing      | \$ 325,000        | 0        | \$ 325,000        | 0        | \$ -          | 0        |
| 56694 Other Contractual Services | \$ 20,000         | 0        | \$ 20,000         | 0        | \$ -          | 0        |
| <b>Total Non-Personnel</b>       | <b>\$ 354,000</b> | <b>0</b> | <b>\$ 354,000</b> | <b>0</b> | <b>\$ -</b>   | <b>0</b> |
| <b>TOTAL BUDGET FUND 1000</b>    | <b>\$ 604,000</b> | <b>0</b> | <b>\$ 604,000</b> | <b>0</b> | <b>\$ -</b>   | <b>0</b> |



# Office of Choice & Enrollment

## Office of Choice & Enrollment

|  | Budget<br>FY 2018/19 |          | Proposed<br>FY 2019/20 |          | Difference<br>FY 2019/20 |          |
|--|----------------------|----------|------------------------|----------|--------------------------|----------|
|  | \$                   | FTE      | \$                     | FTE      | \$                       | FTE      |
| <b>BUDGET FUND 1000</b>                |                      |          |                        |          |                          |          |
| 50110 Non Certified Salaries           | \$ 129,468           | 1        | \$ 125,000             | 1        | \$ (4,468)               | 0        |
| <b>Total Salaries</b>                  | <b>\$ 129,468</b>    | <b>1</b> | <b>\$ 125,000</b>      | <b>1</b> | <b>\$ (4,468)</b>        | <b>0</b> |
| <b>TOTAL BUDGET FUND 1000</b>          | <b>\$ 129,468</b>    | <b>1</b> | <b>\$ 125,000</b>      | <b>1</b> | <b>\$ (4,468)</b>        | <b>0</b> |
| <b>BUDGET FUND 2500</b>                |                      |          |                        |          |                          |          |
| 50118 Non Certified Salaries           | \$ 64,650            | 1        | \$ 120,364             | 2        | \$ 55,714                | 1        |
| 50124 Non Certified Salaries           | \$ 45,157            | 1        | \$ 130,113             | 3        | \$ 84,956                | 2        |
| 50136 Part Time Non Certified Salaries |                      |          |                        |          | \$ -                     | 0        |
| <b>Total Salaries</b>                  | <b>\$ 109,807</b>    | <b>2</b> | <b>\$ 250,477</b>      | <b>5</b> | <b>\$ 140,670</b>        | <b>3</b> |
| <b>Non-Personnel</b>                   |                      |          |                        |          |                          |          |
| 53330 Business Travel                  | \$ 10,000            | 0        | \$ 5,006               | 0        | \$ (4,994)               | 0        |
| 54411 Equipment                        | \$ 2,000             | 0        | \$ 2,000               | 0        | \$ -                     | 0        |
| 54413 Computer Equipment               | \$ 3,000             | 0        | \$ 2,000               | 0        | \$ (1,000)               | 0        |
| 55101 Supplies & Materials             | \$ 8,000             | 0        | \$ 6,000               | 0        | \$ (2,000)               | 0        |
| 55576 Other                            | \$ 5,000             | 0        | \$ 3,000               | 0        | \$ (2,000)               | 0        |
| 56680 Program Evaluation               | \$ 136,948           | 0        | \$ 86,000              | 0        | \$ (50,948)              | 0        |
| 56694 Contracted Services              | \$ 400,791           | 0        | \$ 398,163             | 0        | \$ (2,628)               | 0        |
| 58852 FICA/Medicare                    | \$ 9,274             | 0        | \$ 19,161              | 0        | \$ 9,887                 | 0        |
| 59950 Workers Compensation             | \$ 1,156             | 0        | \$ 2,533               | 0        | \$ 1,377                 | 0        |
| <b>Total Non-Personnel</b>             | <b>\$ 576,169</b>    | <b>0</b> | <b>\$ 523,863</b>      | <b>0</b> | <b>\$ (52,306)</b>       | <b>0</b> |
| <b>TOTAL BUDGET FUND 2500</b>          | <b>\$ 685,976</b>    | <b>2</b> | <b>\$ 774,340</b>      | <b>5</b> | <b>\$ 88,364</b>         | <b>3</b> |
| <b>GRAND TOTAL ALL FUNDS</b>           | <b>\$ 815,444</b>    | <b>3</b> | <b>\$ 899,340</b>      | <b>6</b> | <b>\$ 83,896</b>         | <b>3</b> |



# Office of Academics

## Office of Academics

| BUDGET FUND 1000                          | Budget<br>FY 2018/19 |          | Proposed<br>FY 2019/20 |          | Difference<br>FY 2019/20 |          |
|---|----------------------|----------|------------------------|----------|--------------------------|----------|
|   | \$                   | FTE      | \$                     | FTE      | \$                       | FTE      |
|   | <b>Non-Personnel</b> |          |                        |          |                          |          |
| 53330 Business Travel                     | \$ 1,000             | 0        | \$ 1,000               | 0        | \$ -                     | 0        |
| 53350 Professional Meetings               | \$ 1,000             | 0        | \$ 1,000               | 0        | \$ -                     | 0        |
| 54411 Equipment                           | \$ 2,500             | 0        | \$ 2,500               | 0        | \$ -                     | 0        |
| 55520 Supplies & Materials                | \$ 5,000             | 0        | \$ 5,000               | 0        | \$ -                     | 0        |
| 56655 Registrations, Dues & Subscriptions | \$ 1,000             | 0        | \$ 1,000               | 0        | \$ -                     | 0        |
| 56694 Other Contractual Services          | \$ 620,000           | 0        | \$ 620,000             | 0        | \$ -                     | 0        |
| <b>Total Non-Personnel</b>                | <b>\$ 630,500</b>    | <b>0</b> | <b>\$ 630,500</b>      | <b>0</b> | <b>\$ -</b>              | <b>0</b> |
| <b>TOTAL BUDGET FUND 1000</b>             | <b>\$ 630,500</b>    | <b>0</b> | <b>\$ 630,500</b>      | <b>0</b> | <b>\$ -</b>              | <b>0</b> |

| BUDGET FUND 1000              | Budget<br>FY 2018/19 |          | Proposed<br>FY 2019/20 |          | Difference<br>FY 2019/20 |          |
|-------------------------------|----------------------|----------|------------------------|----------|--------------------------|----------|
|                               | \$                   | FTE      | \$                     | FTE      | \$                       | FTE      |
|                               | <b>Math</b>          |          |                        |          |                          |          |
| 50112 Certified Salaries      | \$ 150,268           | 1        | \$ 153,273             | 1        | \$ 3,005                 | 0        |
| 50124 Non Certified Salaries  | \$ 45,594            | 1        | \$ 46,734              | 1        | \$ 1,140                 | 0        |
| <b>Total Salaries</b>         | <b>\$ 195,862</b>    | <b>2</b> | <b>\$ 200,007</b>      | <b>2</b> | <b>\$ 4,145</b>          | <b>0</b> |
| <b>Non-Personnel</b>          |                      |          |                        |          |                          |          |
| 53310 Mileage                 | \$ 1,000             | 0        | \$ 1,000               | 0        | \$ -                     | 0        |
| 53330 Business Travel         | \$ 3,000             | 0        | \$ 3,000               | 0        | \$ -                     | 0        |
| 53350 Professional Meetings   | \$ 4,800             | 0        | \$ 4,800               | 0        | \$ -                     | 0        |
| 54411 Equipment               | \$ 6,000             | 0        | \$ 6,000               | 0        | \$ -                     | 0        |
| 55520 Supplies & Materials    | \$ 5,000             | 0        | \$ 5,000               | 0        | \$ -                     | 0        |
| 55531 Textbooks               | \$ 2,400             | 0        | \$ 2,400               | 0        | \$ -                     | 0        |
| <b>Total Non-Personnel</b>    | <b>\$ 22,200</b>     | <b>0</b> | <b>\$ 22,200</b>       | <b>0</b> | <b>\$ -</b>              | <b>0</b> |
| <b>TOTAL BUDGET FUND 1000</b> | <b>\$ 218,062</b>    | <b>2</b> | <b>\$ 222,207</b>      | <b>2</b> | <b>\$ 4,145</b>          | <b>0</b> |

# Office of Academics

|  | Budget<br>FY 2018/19    |          | Proposed<br>FY 2019/20 |          | <i>Bilingual</i><br>Difference<br>FY 2019/20 |          |
|--|-------------------------|----------|------------------------|----------|--|----------|
|  | \$                      | FTE      | \$                     | FTE      | \$   | FTE      |
|  | <b>BUDGET FUND 1000</b> |          |                        |          |  |          |
| 50112 Certified Salaries               | \$ 460,019              | 3        | \$ 466,219             | 3        | \$ 6,200                                     | 0        |
| 50136 Part Time Non Certified Salaries | \$ 8,000                | 0        | \$ 8,000               | 0        | \$ -   | 0        |
| <b>Total Salaries</b>                  | <b>\$ 468,019</b>       | <b>3</b> | <b>\$ 474,219</b>      | <b>3</b> | <b>\$ 6,200</b>                              | <b>0</b> |
| <b>Non-Personnel</b>                   |                         |          |                        |          |  |          |
| 55520 Supplies & Materials             | \$ 2,000                | 0        | \$ 2,000               | 0        | \$ -   | 0        |
| <b>Total Non-Personnel</b>             | <b>\$ 2,000</b>         | <b>0</b> | <b>\$ 2,000</b>        | <b>0</b> | <b>\$ -</b>                                  | <b>0</b> |
| <b>TOTAL BUDGET FUND 1000</b>          | <b>\$ 470,019</b>       | <b>3</b> | <b>\$ 476,219</b>      | <b>3</b> | <b>\$ 6,200</b>                              | <b>0</b> |

|  | Budget<br>FY 2018/19    |          | Proposed<br>FY 2019/20 |          | <i>Reading/Language Arts</i><br>Difference<br>FY 2019/20 |          |
|--|-------------------------|----------|------------------------|----------|--|----------|
|  | \$                      | FTE      | \$                     | FTE      | \$   | FTE      |
|  | <b>BUDGET FUND 1000</b> |          |                        |          |  |          |
| 50112 Certified Salaries               | \$ 150,268              | 1        | \$ 153,273             | 1        | \$ 3,005   | 0        |
| 50124 Non Certified Salaries           | \$ 40,697               | 1        | \$ 41,715              | 1        | \$ 1,018   | 0        |
| 50136 Part Time Non Certified Salaries | \$ 5,400                | 0        | \$ 5,400               | 0        | \$ -   | 0        |
| <b>Total Salaries</b>                  | <b>\$ 196,365</b>       | <b>2</b> | <b>\$ 200,388</b>      | <b>2</b> | <b>\$ 4,023</b>  | <b>0</b> |
| <b>Non-Personnel</b>                   |                         |          |                        |          |  |          |
| 54411 Equipment                        | \$ 3,600                | 0        | \$ 3,600               | 0        | \$ -   | 0        |
| 55531 Textbooks                        | \$ 5,400                | 0        | \$ 5,400               | 0        | \$ -   | 0        |
| <b>Total Non-Personnel</b>             | <b>\$ 9,000</b>         | <b>0</b> | <b>\$ 5,400</b>        | <b>0</b> | <b>\$ -</b>  | <b>0</b> |
| <b>TOTAL BUDGET FUND 1000</b>          | <b>\$ 205,365</b>       | <b>2</b> | <b>\$ 205,788</b>      | <b>2</b> | <b>\$ 4,023</b>  | <b>0</b> |

# Office of Academics

## Science

| BUDGET FUND 1000                          | Budget<br>FY 2018/19     |            | Proposed<br>FY 2019/20 |            | Difference<br>FY 2019/20 |          |
|---|--------------------------|------------|------------------------|------------|--------------------------|----------|
|   | \$                       | FTE        | \$                     | FTE        | \$                       | FTE      |
|   | 50112 Certified Salaries | \$ 150,268 | 1                      | \$ 153,273 | 1                        | \$ 3,005 |
| 50136 Part Time Non Certified Salaries    | \$ 35,000                | 0          | \$ 35,000              | 0          | \$ -                     | 0        |
| <b>Total Salaries</b>                     | <b>\$ 185,268</b>        | <b>1</b>   | <b>\$ 188,273</b>      | <b>1</b>   | <b>\$ 3,005</b>          | <b>0</b> |
| <b>Non-Personnel</b>                      |                          |            |                        |            |                          |          |
| 53350 Professional Meetings               | \$ 4,000                 | 0          | \$ 4,000               | 0          | \$ -                     | 0        |
| 54411 Equipment                           | \$ 1,000                 | 0          | \$ 1,000               | 0          | \$ -                     | 0        |
| 55520 Supplies & Materials                | \$ 80,000                | 0          | \$ 80,000              | 0          | \$ -                     | 0        |
| 55531 Textbooks                           | \$ 2,000                 | 0          | \$ 2,000               | 0          | \$ -                     | 0        |
| 56623 Repairs & Maintenance               | \$ 500                   | 0          | \$ 500                 | 0          | \$ -                     | 0        |
| 56655 Registrations, Dues & Subscriptions | \$ 500                   | 0          | \$ 500                 | 0          | \$ -                     | 0        |
| 56694 Other Contractual Services          | \$ 50,000                | 0          | \$ 50,000              | 0          | \$ -                     | 0        |
| <b>Total Non-Personnel</b>                | <b>\$ 138,000</b>        | <b>0</b>   | <b>\$ 138,000</b>      | <b>0</b>   | <b>\$ -</b>              | <b>0</b> |
| <b>TOTAL BUDGET FUND 1000</b>             | <b>\$ 323,268</b>        | <b>0</b>   | <b>\$ 326,273</b>      | <b>0</b>   | <b>\$ 3,005</b>          | <b>0</b> |

## Social Studies

| BUDGET FUND 1000                 | Budget<br>FY 2018/19     |            | Proposed<br>FY 2019/20 |            | Difference<br>FY 2019/20 |          |
|----------------------------------|--------------------------|------------|------------------------|------------|--------------------------|----------|
|                                  | \$                       | FTE        | \$                     | FTE        | \$                       | FTE      |
|                                  | 50112 Certified Salaries | \$ 149,268 | 1                      | \$ 152,253 | 1                        | \$ 2,985 |
| <b>Total Salaries</b>            | <b>\$ 149,268</b>        | <b>1</b>   | <b>\$ 152,253</b>      | <b>1</b>   | <b>\$ 2,985</b>          | <b>0</b> |
| <b>Non-Personnel</b>             |                          |            |                        |            |                          |          |
| 54411 Equipment                  | \$ 800                   | 0          | \$ 800                 | 0          | \$ -                     | 0        |
| 55520 Supplies & Materials       | \$ 500                   | 0          | \$ 500                 | 0          | \$ -                     | 0        |
| 55531 Textbooks                  | \$ 4,800                 | 0          | \$ 4,800               | 0          | \$ -                     | 0        |
| 56694 Other Contractual Services | \$ 3,000                 | 0          | \$ 3,000               | 0          | \$ -                     | 0        |
| <b>Total Non-Personnel</b>       | <b>\$ 9,100</b>          | <b>0</b>   | <b>\$ 9,100</b>        | <b>0</b>   | <b>\$ -</b>              | <b>0</b> |
| <b>TOTAL BUDGET FUND 1000</b>    | <b>\$ 158,368</b>        | <b>1</b>   | <b>\$ 161,353</b>      | <b>1</b>   | <b>\$ 2,985</b>          | <b>0</b> |

# Office of Academics

## English

| BUDGET FUND 1000              | Budget<br>FY 2018/19 |          | Proposed<br>FY 2019/20 |          | Difference<br>FY 2019/20 |          |
|-------------------------------|----------------------|----------|------------------------|----------|--------------------------|----------|
|                               | \$                   | FTE      | \$                     | FTE      | \$                       | FTE      |
| <b>Non-Personnel</b>          |                      |          |                        |          |                          |          |
| 54411 Equipment               | \$ 3,000             | 0        | \$ 3,000               | 0        | \$ -                     | 0        |
| 55520 Supplies & Materials    | \$ 2,400             | 0        | \$ 2,400               | 0        | \$ -                     | 0        |
| 55531 Textbooks               | \$ 2,700             | 0        | \$ 2,700               | 0        | \$ -                     | 0        |
| <b>Total Non-Personnel</b>    | <b>\$ 8,100</b>      | <b>0</b> | <b>\$ 8,100</b>        | <b>0</b> | <b>\$ -</b>              | <b>0</b> |
| <b>TOTAL BUDGET FUND 1000</b> | <b>\$ 8,100</b>      | <b>0</b> | <b>\$ 8,100</b>        | <b>0</b> | <b>\$ -</b>              | <b>0</b> |

## World Language

| BUDGET FUND 1000                       | Budget<br>FY 2018/19 |          | Proposed<br>FY 2019/20 |          | Difference<br>FY 2019/20 |          |
|--|----------------------|----------|------------------------|----------|--------------------------|----------|
|  | \$                   | FTE      | \$                     | FTE      | \$                       | FTE      |
| 50112 Certified Salaries               | \$ 150,268           | 1        | \$ 153,273             | 1        | \$ 3,005                 | 0        |
| 50124 Non Certified Salaries           | \$ 40,697            | 1        | \$ 41,715              | 1        | \$ 1,018                 | 0        |
| 50136 Part Time Non Certified Salaries | \$ 52,650            | 0        | \$ 52,650              | 0        | \$ -                     | 0        |
| <b>Total Salaries</b>                  | <b>\$ 243,615</b>    | <b>1</b> | <b>\$ 247,638</b>      | <b>1</b> | <b>\$ 4,023</b>          | <b>0</b> |
| <b>Non-Personnel</b>                   |                      |          |                        |          |                          |          |
| 55520 Supplies & Materials             | \$ 300               | 0        | \$ 300                 | 0        | \$ -                     | 0        |
| 56694 Other Contractual Services       | \$ 5,000             | 0        | \$ 5,000               | 0        | \$ -                     | 0        |
| 56697 Other Purchased Services BOE     | \$ 14,000            | 0        | \$ 14,000              | 0        | \$ -                     | 0        |
| <b>Total Non-Personnel</b>             | <b>\$ 19,300</b>     | <b>0</b> | <b>\$ 19,300</b>       | <b>0</b> | <b>\$ -</b>              | <b>0</b> |
| <b>TOTAL BUDGET FUND 1000</b>          | <b>\$ 262,915</b>    | <b>1</b> | <b>\$ 266,938</b>      | <b>1</b> | <b>\$ 4,023</b>          | <b>0</b> |

# Office of Academics

## Evaluation & Assessment

|                                  | Budget<br>FY 2018/19 |          | Proposed<br>FY 2019/20 |          | Difference<br>FY 2019/20 |          |
|----------------------------------|----------------------|----------|------------------------|----------|--------------------------|----------|
|                                  | \$                   | FTE      | \$                     | FTE      | \$                       | FTE      |
| <b>BUDGET FUND 1000</b>          |                      |          |                        |          |                          |          |
| 50111 Certified Salaries         | \$ 150,925           | 1        | \$ 153,944             | 1        | \$ 3,019                 | 0        |
| <b>Total Salaries</b>            | <b>\$ 150,925</b>    | <b>1</b> | <b>\$ 153,944</b>      | <b>1</b> | <b>\$ 3,019</b>          | <b>0</b> |
| <b>Non-Personnel</b>             |                      |          |                        |          |                          |          |
| 55511 Testing Materials          | \$ 55,000            | 0        | \$ 55,000              | 0        | \$ -                     | 0        |
| 55520 Supplies & Materials       | \$ 3,000             | 0        | \$ 3,000               | 0        | \$ -                     | 0        |
| 56694 Other Contractual Services | \$ 135,000           | 0        | \$ 135,000             | 0        | \$ -                     | 0        |
| <b>Total Non-Personnel</b>       | <b>\$ 193,000</b>    | <b>0</b> | <b>\$ 193,000</b>      | <b>0</b> | <b>\$ -</b>              | <b>0</b> |
| <b>TOTAL BUDGET FUND 1000</b>    | <b>\$ 343,925</b>    | <b>1</b> | <b>\$ 346,944</b>      | <b>1</b> | <b>\$ 3,019</b>          | <b>0</b> |
| <b>BUDGET FUND 2547</b>          |                      |          |                        |          |                          |          |
| 50118 Non Certified Salaries     | \$ 82,199            | 1        | \$ 84,254              | 1        | \$ 2,055                 | 0        |
| <b>Total Salaries</b>            | <b>\$ 82,199</b>     | <b>1</b> | <b>\$ 84,254</b>       | <b>1</b> | <b>\$ 2,055</b>          | <b>0</b> |
| <b>Non-Personnel</b>             |                      |          |                        |          |                          |          |
| 58852 FICA/Medicare              | \$ 6,288             | 0        | \$ 6,445               | 0        | \$ 157                   | 0        |
| 59922 Equipment                  | \$ 559               | 0        | \$ 573                 | 0        | \$ 14                    | 0        |
| <b>Total Non-Personnel</b>       | <b>\$ 6,847</b>      | <b>0</b> | <b>\$ 7,018</b>        | <b>0</b> | <b>\$ 171</b>            | <b>0</b> |
| <b>TOTAL BUDGET FUND 2547</b>    | <b>\$ 89,046</b>     | <b>1</b> | <b>\$ 91,272</b>       | <b>1</b> | <b>\$ 2,226</b>          | <b>0</b> |
| <b>GRAND TOTAL ALL FUNDS</b>     | <b>\$ 432,971</b>    | <b>2</b> | <b>\$ 438,216</b>      | <b>2</b> | <b>\$ 5,245</b>          | <b>0</b> |

## Art

|  | Budget<br>FY 2018/19 |          | Proposed<br>FY 2019/20 |          | Difference<br>FY 2019/20 |          |
|--|----------------------|----------|------------------------|----------|--------------------------|----------|
|  | \$                   | FTE      | \$                     | FTE      | \$                       | FTE      |
| <b>BUDGET FUND 1000</b>                |                      |          |                        |          |                          |          |
| 50136 Part Time Non Certified Salaries | \$ 225,000           | 0        | \$ 225,000             | 0        | \$ -                     | 0        |
| <b>Total Salaries</b>                  | <b>\$ 225,000</b>    | <b>0</b> | <b>\$ 225,000</b>      | <b>0</b> | <b>\$ -</b>              | <b>0</b> |
| <b>Non-Personnel</b>                   |                      |          |                        |          |                          |          |
| 54411 Equipment                        | \$ 2,000             | 0        | \$ 2,000               | 0        | \$ -                     | 0        |
| 55520 Supplies & Materials             | \$ 2,000             | 0        | \$ 2,000               | 0        | \$ -                     | 0        |
| 56694 Other Contractual Services       | \$ 40,000            | 0        | \$ 40,000              | 0        | \$ -                     | 0        |
| <b>Total Non-Personnel</b>             | <b>\$ 44,000</b>     | <b>0</b> | <b>\$ 44,000</b>       | <b>0</b> | <b>\$ -</b>              | <b>0</b> |
| <b>TOTAL BUDGET FUND 1000</b>          | <b>\$ 269,000</b>    | <b>0</b> | <b>\$ 269,000</b>      | <b>0</b> | <b>\$ -</b>              | <b>0</b> |

# Office of Academics

## Music

| BUDGET FUND 1000                       | Budget<br>FY 2018/19 |          | Proposed<br>FY 2019/20 |          | Difference<br>FY 2019/20 |          |
|--|----------------------|----------|------------------------|----------|--------------------------|----------|
|  | \$                   | FTE      | \$                     | FTE      | \$                       | FTE      |
| 50112 Certified Salaries               | \$ 150,268           | 1        | \$ 153,273             | 1        | \$ 3,005                 | 0        |
| 50136 Part Time Non Certified Salaries | \$ 153,620           | 1        | \$ 153,620             | 1        | \$ -                     | 0        |
| <b>Total Salaries</b>                  | <b>\$ 303,888</b>    | <b>2</b> | <b>\$ 306,893</b>      | <b>1</b> | <b>\$ 3,005</b>          | <b>0</b> |
| <b>Non-Personnel</b>                   |                      |          |                        |          |                          |          |
| 50149 Teacher Stipend                  | \$ 100,000           | 0        | \$ 100,000             | 0        | \$ -                     | 0        |
| 55531 Textbooks                        | \$ 500               | 0        | \$ 500                 | 0        | \$ -                     | 0        |
| 56605 Field Trips                      | \$ 20,000            | 0        | \$ 20,000              | 0        | \$ -                     | 0        |
| 56623 Repairs & Maintenance            | \$ 1,000             | 0        | \$ 1,000               | 0        | \$ -                     | 0        |
| 56694 Other Contractual Services       | \$ 1,000             | 0        | \$ 1,000               | 0        | \$ -                     | 0        |
| <b>Total Non-Personnel</b>             | <b>\$ 122,500</b>    | <b>0</b> | <b>\$ 122,500</b>      | <b>0</b> | <b>\$ -</b>              | <b>0</b> |
| <b>TOTAL BUDGET FUND 1000</b>          | <b>\$ 426,388</b>    | <b>2</b> | <b>\$ 429,393</b>      | <b>1</b> | <b>\$ 3,005</b>          | <b>0</b> |

## Business Education

| BUDGET FUND 1000                 | Budget<br>FY 2018/19 |          | Proposed<br>FY 2019/20 |          | Difference<br>FY 2019/20 |          |
|----------------------------------|----------------------|----------|------------------------|----------|--------------------------|----------|
|                                  | \$                   | FTE      | \$                     | FTE      | \$                       | FTE      |
| <b>Non-Personnel</b>             |                      |          |                        |          |                          |          |
| 54411 Equipment                  | \$ 5,000             | 0        | \$ 5,000               | 0        | \$ -                     | 0        |
| 55520 Supplies & Materials       | \$ 1,350             | 0        | \$ 1,350               | 0        | \$ -                     | 0        |
| 56694 Other Contractual Services | \$ 5,000             | 0        | \$ 5,000               | 0        | \$ -                     | 0        |
| <b>Total Non-Personnel</b>       | <b>\$ 11,350</b>     | <b>0</b> | <b>\$ 11,350</b>       | <b>0</b> | <b>\$ -</b>              | <b>0</b> |
| <b>TOTAL BUDGET FUND 1000</b>    | <b>\$ 11,350</b>     | <b>0</b> | <b>\$ 11,350</b>       | <b>0</b> | <b>\$ -</b>              | <b>0</b> |



# Office of Academics

## Technology Education

|                               | Budget<br>FY 2018/19 |          | Proposed<br>FY 2019/20 |          | Difference<br>FY 2019/20 |          |
|-------------------------------|----------------------|----------|------------------------|----------|--------------------------|----------|
|                               | \$                   | FTE      | \$                     | FTE      | \$                       | FTE      |
| <b>BUDGET FUND 1000</b>       |                      |          |                        |          |                          |          |
| <b>Non-Personnel</b>          |                      |          |                        |          |                          |          |
| 55520 Supplies & Materials    | \$ 1,600             | 0        | \$ 1,600               | 0        | \$ -                     | 0        |
| 56623 Repairs & Maintenance   | \$ 200               | 0        | \$ 200                 | 0        | \$ -                     | 0        |
| <b>Total Non-Personnel</b>    | <b>\$ 1,800</b>      | <b>0</b> | <b>\$ 1,800</b>        | <b>0</b> | <b>\$ -</b>              | <b>0</b> |
| <b>TOTAL BUDGET FUND 1000</b> | <b>\$ 1,800</b>      | <b>0</b> | <b>\$ 1,800</b>        | <b>0</b> | <b>\$ -</b>              | <b>0</b> |

## Library/Media Services

|   | Budget<br>FY 2018/19 |          | Proposed<br>FY 2019/20 |          | Difference<br>FY 2019/20 |          |
|---|----------------------|----------|------------------------|----------|--------------------------|----------|
|   | \$                   | FTE      | \$                     | FTE      | \$                       | FTE      |
| <b>BUDGET FUND 1000</b>                   |                      |          |                        |          |                          |          |
| <b>Non-Personnel</b>                      |                      |          |                        |          |                          |          |
| 55520 Supplies & Materials                | \$ 5,000             | 0        | \$ 5,000               | 0        | \$ -                     | 0        |
| 55532 Library Books                       | \$ 160,000           | 0        | \$ 160,000             | 0        | \$ -                     | 0        |
| 56655 Registrations, Dues & Subscriptions | \$ 35,000            | 0        | \$ 35,000              | 0        | \$ -                     | 0        |
| <b>Total Non-Personnel</b>                | <b>\$ 200,000</b>    | <b>0</b> | <b>\$ 200,000</b>      | <b>0</b> | <b>\$ -</b>              | <b>0</b> |
| <b>TOTAL BUDGET FUND 1000</b>             | <b>\$ 200,000</b>    | <b>0</b> | <b>\$ 200,000</b>      | <b>0</b> | <b>\$ -</b>              | <b>0</b> |



# Office of Academics

| BUDGET FUND 1000                 | Budget<br>FY 2018/19                   |           | Proposed<br>FY 2019/20 |           | <i>Aquaculture</i><br>Difference<br>FY 2019/20 |          |
|----------------------------------|--|-----------|------------------------|-----------|--|----------|
|                                  | \$                                     | FTE       | \$                     | FTE       | \$   | FTE      |
|                                  | 50136 Part Time Non Certified Salaries | \$ 27,000 | 0                      | \$ 27,000 | 0  | \$ -     |
| <b>Total Salaries</b>            | <b>\$ 27,000</b>                       | <b>0</b>  | <b>\$ 27,000</b>       | <b>0</b>  | <b>\$ -</b>                                    | <b>0</b> |
| <b>Non-Personnel</b>             |  |           |                        |           |  |          |
| 53310 Mileage                    | \$ 3,000                               | 0         | \$ 3,000               | 0         | \$ -   | 0        |
| 54411 Equipment                  | \$ 9,000                               | 0         | \$ 9,000               | 0         | \$ -   | 0        |
| 55520 Supplies & Materials       | \$ 31,185                              | 0         | \$ 31,185              | 0         | \$ -   | 0        |
| 55531 Textbooks                  | \$ 4,395                               | 0         | \$ 4,395               | 0         | \$ -   | 0        |
| 56623 Repairs & Maintenance      | \$ 5,790                               | 0         | \$ 5,790               | 0         | \$ -   | 0        |
| 56694 Other Contractual Services | \$ 1,940                               | 0         | \$ 1,940               | 0         | \$ -   | 0        |
| <b>Total Non-Personnel</b>       | <b>\$ 55,310</b>                       | <b>0</b>  | <b>\$ 55,310</b>       | <b>0</b>  | <b>\$ -</b>                                    | <b>0</b> |
| <b>TOTAL BUDGET FUND 1000</b>    | <b>\$ 82,310</b>                       | <b>0</b>  | <b>\$ 82,310</b>       | <b>0</b>  | <b>\$ -</b>                                    | <b>0</b> |

| BUDGET FUND 1000              | Budget<br>FY 2018/19 |          | Proposed<br>FY 2019/20 |          | <i>Vocational Education</i><br>Difference<br>FY 2019/20 |          |
|-------------------------------|----------------------|----------|------------------------|----------|---|----------|
|                               | \$                   | FTE      | \$                     | FTE      | \$  | FTE      |
|                               | 54411 Equipment      | \$ 1,500 | 0                      | \$ 1,500 | 0   | \$ -     |
| 54413 COMPUTER Equipment      | \$ 6,000             | 0        | \$ 6,000               | 0        | \$ -  | 0        |
| 55520 Supplies & Materials    | \$ 2,000             | 0        | \$ 2,000               | 0        | \$ -  | 0        |
| 56623 Repairs & Maintenance   | \$ 15,500            | 0        | \$ 15,500              | 0        | \$ -  | 0        |
| <b>Total Non-Personnel</b>    | <b>\$ 25,000</b>     | <b>0</b> | <b>\$ 25,000</b>       | <b>0</b> | <b>\$ -</b>   | <b>0</b> |
| <b>TOTAL BUDGET FUND 1000</b> | <b>\$ 25,000</b>     | <b>0</b> | <b>\$ 25,000</b>       | <b>0</b> | <b>\$ -</b>   | <b>0</b> |



NEW HAVEN PUBLIC SCHOOLS

**Lynn Brantley**  
Literacy Supervisor: K-12 & LMS

Literacy Coaches  
All K-8 Schools

Library Media Specialists  
Elementary & High School

- |              |                        |
|--------------|------------------------|
| Barnard      | Sarah Levine           |
| Beecher      | Lauren Canalori        |
| Bishop Woods | Kim Torello            |
| Brennan      | Florence Rosarbo       |
| Celentano    | Karen McNulty          |
| Clemente     | Cara Cuticello         |
| Clinton      | Mariynn Carieglio      |
| Columbus     | Edna Logan             |
| Davis        | Shelly Kasbarian       |
| East Rock    | Lynn Kelly             |
| Edgewood     | Audrey Maontessi       |
| Fair Haven   | Hilary Dozier          |
| Hill Central | Krista Bergin          |
| Jepson       | Heather Glynn          |
| Hooker       | Daniella LaDore        |
| J.C. Daniels | Heather O'Brien        |
| J. Martinez  | Jennifer Dinan         |
| K. Robinson  | Jennifer Wells-Jackson |
| L. Bassett   | Regina Carini          |
| Mauro        | Linda Vessichio        |
| N. Hale      | Krista Morgan          |
| Quinnipiac   | Robyn Sweet            |
| R. Woodward  | Seisha Keith           |
| Truman       | Amanda Alonzy          |
| W. Grant     | Johanna Garriso        |
| WRAA         | Lori Kozlowski         |
| District     | Elisa Rao-Pitnak       |
| District     | Deborah Thorson        |
|              | Meghan Solli           |

- |                          |                     |
|--------------------------|---------------------|
| <b>Elementary School</b> |                     |
| Hill Central / Beecher   | Shelly Buynak       |
| R. Woodward              | Alicia Cook         |
| Columbus / E. Rock       | Paula Drutz         |
| W. Hooker                | Beth Hart           |
| Jepson                   | Christine Pakutaka  |
| Truman / Truman          | Rita O'Keefe Steele |
| Clemente / Wexler        | Karen Quinn         |
| BRAMS / Clinton          | Jennifer Quirk      |
| Davis / Mauro            | Lucia Ratala        |
| Brennan                  | Molly Seely         |
| B. Woods                 | Jamie Sirico        |
| E. Rock                  | Lynn Virtue         |
| <b>High School</b>       |                     |
| NHA                      | Eileen Aiello       |
| Hillhouse                | Pamela Campbell     |
| Metro                    | Charlene Cupole     |
| Career                   | Jeanne Lawrence     |
| W. Cross                 | Mary McMullen       |
| Sound                    | Susan Norwood       |
| HSC                      | Frances Pierson     |
| Career                   | Marilyn Wilson      |



NEW HAVEN PUBLIC SCHOOLS

**Dr. Richard Therrien**  
Science Supervisor

**Tech Ed/  
Engineering**

**High School (78  
Teachers)**

**Middle School  
(43 Teachers)**

**Kg -5th grade  
(400 Teachers)**

**Science Resource  
Center**

**Community  
Programs &  
Partnerships**

Math

Health

STEM Magnet

Consultant: Ellen  
Kramer & Part Time  
Workers

DRAFT DRAFT

# Office of Finance

|                               |                                     | Budget<br>FY 2018/19 |           | Proposed<br>FY 2019/20 |           | Office of Finance<br>Difference<br>FY 2019/20 |          |
|-------------------------------|-------------------------------------|----------------------|-----------|------------------------|-----------|---|----------|
|                               |                                     | \$                   | FTE       | \$                     | FTE       | \$  | FTE      |
| <b>BUDGET FUND 1000</b>       |                                     |                      |           |                        |           |   |          |
| 50110                         | Non Certified Salaries              | \$ 157,100           | 0         | \$ 157,100             | 1         | \$ -  | 1        |
| 50118                         | Non Certified Salaries              | \$ 349,586           | 4         | \$ 358,325             | 4         | \$ 8,739                                      | 0        |
| 50124                         | Non Certified Salaries              | \$ 209,746           | 4         | \$ 214,995             | 4         | \$ 5,249                                      | 0        |
| 50136                         | Part Time Non Certified Salaries    | \$ 15,600            | 0         | \$ 15,600              | 0         | \$ -  | 0        |
| 50140                         | Longevity                           | \$ 300,000           | 0         | \$ 300,000             | 0         | \$ -  | 0        |
| 50190                         | Retirement                          | \$ 1,700,000         | 0         | \$ 1,700,000           | 0         | \$ -  | 0        |
| <b>Total Salaries</b>         |                                     | <b>\$ 2,732,032</b>  | <b>8</b>  | <b>\$ 2,746,020</b>    | <b>9</b>  | <b>\$ 13,988</b>                              | <b>1</b> |
| <b>Non-Personnel</b>          |                                     |                      |           |                        |           |   |          |
| 53330                         | Business Travel                     | \$ 500               | 0         | \$ 500                 | 0         | \$ -  | 0        |
| 54411                         | Equipment                           | \$ 2,000             | 0         | \$ 2,000               | 0         | \$ -  | 0        |
| 55520                         | Supplies & Materials                | \$ 55,000            | 0         | \$ 55,000              | 0         | \$ -  | 0        |
| 56650                         | Postage & Freight                   | \$ 157,500           | 0         | \$ 157,500             | 0         | \$ -  | 0        |
| 56655                         | Registrations, Dues & Subscriptions | \$ 1,000             | 0         | \$ 1,000               | 0         | \$ -  | 0        |
| 59950                         | Workers Compensation                | \$ 420,000           | 0         | \$ 420,000             | 0         | \$ -  | 0        |
| <b>Total Non-Personnel</b>    |                                     | <b>\$ 636,000</b>    | <b>0</b>  | <b>\$ 636,000</b>      | <b>0</b>  | <b>\$ -</b>                                   | <b>0</b> |
| <b>TOTAL BUDGET FUND 1000</b> |                                     | <b>\$ 3,368,032</b>  | <b>8</b>  | <b>\$ 3,382,020</b>    | <b>9</b>  | <b>\$ 13,988</b>                              | <b>1</b> |
| <b>BUDGET FUND 2505</b>       |                                     |                      |           |                        |           |   |          |
| 50118                         | Non Certified Salaries              | \$ 269,248           | 4         | \$ 275,980             | 4         | \$ 6,732                                      | 0        |
| 50124                         | Non Certified Salaries              | \$ 155,343           | 3         | \$ 158,259             | 3         | \$ 2,916                                      | 0        |
| 50136                         | Part Time Non Certified Salaries    | \$ 6,048             | 1         | \$ 6,048               | 1         | \$ -  | 0        |
| <b>Total Salaries</b>         |                                     | <b>\$ 430,639</b>    | <b>8</b>  | <b>\$ 440,287</b>      | <b>8</b>  | <b>\$ 9,648</b>                               | <b>0</b> |
| <b>Non-Personnel</b>          |                                     |                      |           |                        |           |   |          |
| 53330                         | Business Travel                     | \$ 2,000             | 0         | \$ 2,000               | 0         | \$ -  | 0        |
| 55576                         | Other                               | \$ 72,000            | 0         | \$ -                   | 0         | \$ (72,000)                                   | 0        |
| 58852                         | FICA/Medicare                       | \$ 29,529            | 0         | \$ 33,682              | 0         | \$ 4,153                                      | 0        |
| 59933                         | Workers Compensation                | \$ 2,625             | 0         | \$ 2,994               | 0         | \$ 369  | 0        |
| <b>Total Non-Personnel</b>    |                                     | <b>\$ 106,154</b>    | <b>0</b>  | <b>\$ 38,676</b>       | <b>0</b>  | <b>\$ (67,478)</b>                            | <b>0</b> |
| <b>TOTAL BUDGET FUND 2505</b> |                                     | <b>\$ 536,793</b>    | <b>8</b>  | <b>\$ 478,963</b>      | <b>8</b>  | <b>\$ (57,830)</b>                            | <b>0</b> |
| <b>GRAND TOTAL ALL FUNDS</b>  |                                     | <b>\$ 3,904,825</b>  | <b>16</b> | <b>\$ 3,860,983</b>    | <b>17</b> | <b>\$ (43,842)</b>                            | <b>0</b> |

Finance - Operating (General Funds)

**Juanita Mazyck**  
**Business Director**

Ann Casey  
Business Manager  
475-220-1336  
Interdistrict Funds

Vacant  
Account Manager  
General (Operating) Funds

Joann D'Angelo  
Account Clerk IV  
475-220-1330

Karen Barnes  
Account Clerk IV  
475-220-1333

Fred Palange  
Account Clerk IV  
475-220-1332

Cheryl Marioni  
Account Clerk IV  
475-220-1331

Elaine Barnett  
Account Clerk IV  
475-220-1334

Robyn Odei-Ntiri  
Account Clerk IV  
203-946-5581

**Schools**  
Daniles  
New Horizons  
Bishop Woods  
Brennan Rogers  
Conte West Hills  
COOP  
New Light

**Schools**  
Clinton Avenue  
Fair Haven  
W Hooker  
ASPIRE  
Bassett  
Nathan Hale  
Betsy Ross  
Edgewood  
Mauro/Sheridan  
Creed

**Schools**  
Adult Ed  
Celentano  
King/Robinson  
Elm City  
Davis  
East Rock  
Wexler  
Cross  
HSC  
MBA  
Sound

**Schools**  
Jepson  
Hillhouse  
Columbus  
New Haven Academy  
Hill Regional Career  
Clemente  
Riversid

**Schools**  
Hill Central  
Martinez  
Truman  
Dr. Mayo  
Quinnipiac  
Strong  
ESUMS

**Schools**  
Barnard  
Beecher  
Roos Woodward  
Troup  
West Rock

**Departments**  
All Travels  
Exec. Admin. - 401  
Summer - 406  
Bilinugal - 412  
English - 416  
Art - 421  
Career Ed - 424  
Library - 427  
Staff Dev - 452  
Moving - 470  
Utilities - 474  
Tution Billing  
Crystal Rock - 474

**Departments**  
Contracts/Agreements  
Exec. Memberships  
Psychological Ser -  
Speech Audio - 492  
Guidance - 461  
Parking/Bldg  
HR - 451  
Communications -  
Security - 473  
Mailroom - 430

**Departments**  
Athletics - 404  
Physical Ed - 403  
Field House - 405  
Transportation - 471  
Aquaculture - 428  
Early Childhood -  
Speical Ed > 150.00  
IT - 472  
Audio/Visual - 476  
Print Shop - 478

**Departments**  
Sped Tuit. - 494-  
Staff Mileage - 401  
Eval & Assess - 419  
Telephone - 472  
TAG Tuition - 462  
Xerox - 478  
Sped Ed - 490 up to 150.00  
Audiology - 495  
Homebound - 496  
Visual Impaired - 499

**Departments**  
Math - 411  
Reading - 413  
Science - 414  
Social Studies - 415  
World Language -  
Music - 422  
Family & Comm -  
Social Work - 493  
Ott School Sup - 440  
PIly McCabe - 464

**Departments**  
Capital Projects  
School Construction

All 922 PO's

All 928 PO's

All 926 PO's

All 921 PO's

All 929 PO's

All 902 & 927 PO's

Finance - Special Funds (GRANTS)

**Linda Hannans**  
Business Director

Laura Benevento  
Accountant  
Responsibility  
All Aspects of Finance  
Management

Derricka Suggs  
Office Manger  
Responsibility  
Contracts & Agreements  
Miscellaneous Grants  
All PO's Ending in with D

|  |   |   |  |  |   |  |  |  |
|--|---|---|--|--|---|--|--|--|
| <p>Simeret Crimley<br/>Acc Clerk IV<br/>Responsibility<br/>PT Payroll<br/>School Rediness<br/>Schools - SR PO<br/>Wexler<br/>Nathan Hale<br/>Columbus<br/>Bishop Woods<br/>Hill Central<br/>East Rock<br/>Troup<br/>Fair Haven</p> <p>All PO Ending<br/>with N</p> | <p>Luz Rivera<br/>Acc Clerk IV<br/>Responsibility<br/>PT Payroll<br/>All Speical Funds<br/>Travel<br/>All Contracted<br/>Employee's<br/>Payroll</p> | <p>Carl Alford<br/>Acc Clerk IV<br/>Responsibility<br/>21st Century (2579)<br/>Special Education<br/>(2504)<br/>Priority Schools<br/>(2579)<br/>State After<br/>School (2579)</p> <p>All PO Ending<br/>with A</p> | <p>Brenda Moore<br/>Acc Clerk IV<br/>Responsibility<br/>Direct Federal Grants<br/>Grant (2517)<br/>Frederal Magnet<br/>Grant (2517)<br/>TIF (2548)</p> <p>All PO Ending<br/>with B</p> | <p>Carmel Consiglio<br/>Acc Clerk IV<br/>Responsibility<br/>Title I (2531)<br/>Perkins (2508)<br/>Bilingual (2518)</p> <p>All PO Ending<br/>with C</p> | <p>Chantel Esdaille<br/>Acc Clerk IV<br/>Responsibility<br/>Alliance (2547)<br/>Commissioners<br/>Network Grant (2547)<br/>SIG Grants (2546)<br/>Open Choice (2519)<br/>PAR Reports<br/>Equipment Inventory</p> <p>All PO Ending<br/>with E</p> | <p>Ronja Goldson<br/>Fiscal Officer<br/>Responsibility<br/>School Rediness<br/>(2523)<br/>Family Resource<br/>Center (2523)<br/>Fiscal Monitoring<br/>School Readiness Sites</p> <p>All PO Ending<br/>with R</p> | <p>Lillian Gardner<br/>Fiscal Officer<br/>Responsibility<br/>Head Start (2532)<br/>Early Head Start<br/>(2532)<br/>State Emmentment<br/>Expansion &amp; Link<br/>Grant (2568)</p> <p>All PO Ending<br/>with HS,EHS,LK,HST,EX,EHST,</p> | <p>Tracey McCutchen<br/>Fiscal Acc. Speicalist<br/>Responsibility<br/>Title HA (2511)<br/>Non Public Schools<br/>School based health<br/>(2512)<br/>School Security (2500)<br/>Adult Ed (2503)<br/>Purchase Order<br/>Changes and Price<br/>Increases<br/>Staples, School Specialty,<br/>&amp; WB Mason Online Order<br/>Training Online &amp;<br/>Budget Revision</p> <p>All PO Ending<br/>with M</p> |
|--|---|---|--|--|---|--|--|--|

# Office of Head Start & Early Childhood

|                               |                                  | <i>Headstart/Early Childhood</i> |          |                        |           |                          |          |
|-------------------------------|----------------------------------|----------------------------------|----------|------------------------|-----------|--------------------------|----------|
|                               |                                  | Budget<br>FY 2018/19             |          | Proposed<br>FY 2019/20 |           | Difference<br>FY 2019/20 |          |
|                               |                                  | \$                               | FTE      | \$                     | FTE       | \$                       | FTE      |
| <b>BUDGET FUND 1000</b>       |                                  |                                  |          |                        |           |                          |          |
| 50112                         | Certified Salaries               | \$ 140,000                       | 0        | \$ 140,000             | 1         | \$ -                     | 1        |
| <b>Total Salaries</b>         |                                  | <b>\$ 140,000</b>                | <b>0</b> | <b>\$ 140,000</b>      | <b>1</b>  | <b>\$ -</b>              | <b>1</b> |
| <b>Non-Personnel</b>          |                                  |                                  |          |                        |           |                          |          |
| 53330                         | Business Travel                  | \$ 1,000                         | 0        | \$ 1,000               | 0         | \$ -                     | 0        |
| 55520                         | Supplies & Materials             | \$ 1,600                         | 0        | \$ 1,600               | 0         | \$ -                     | 0        |
| 56694                         | Other Contractual Services       | \$ 156,400                       | 0        | \$ 156,400             | 0         | \$ -                     | 0        |
| <b>Total Non-Personnel</b>    |                                  | <b>\$ 159,000</b>                | <b>0</b> | <b>\$ 159,000</b>      | <b>0</b>  | <b>\$ -</b>              | <b>0</b> |
| <b>TOTAL BUDGET FUND 1000</b> |                                  | <b>\$ 299,000</b>                | <b>0</b> | <b>\$ 299,000</b>      | <b>1</b>  | <b>\$ -</b>              | <b>1</b> |
| <b>BUDGET FUND 2532</b>       |                                  |                                  |          |                        |           |                          |          |
| 50118                         | Non Certified Salaries           | \$ 598,056                       | 8        | \$ 613,007             | 8         | \$ 14,951                | 0        |
| 50135                         | Non Certified Salaries           | \$ 40,548                        | 1        | \$ 41,562              | 1         | \$ 1,014                 | 0        |
| 50136                         | Part Time Non Certified Salaries | \$ -                             |          | \$ -                   | 0         | \$ -                     | 0        |
| <b>Total Salaries</b>         |                                  | <b>\$ 638,604</b>                | <b>9</b> | <b>\$ 654,569</b>      | <b>9</b>  | <b>\$ 15,965</b>         | <b>0</b> |
| <b>Non-Personnel</b>          |                                  |                                  |          |                        |           |                          |          |
| 53330                         | Business Travel                  | \$ 7,750                         | 0        | \$ 25,500              | 0         | \$ 17,750                | 0        |
| 53350                         | Professional Meetings            | \$ -                             | 0        | \$ 10,881              | 0         | \$ 10,881                | 0        |
| 55100                         | Supplies & Materials             | \$ 50,365                        | 0        | \$ 50,000              | 0         | \$ -365                  | 0        |
| 55100                         | Supplies & Materials Adm         | \$ 23,400                        | 0        | \$ 18,000              | 0         | \$ -5,400                | 0        |
| 56601                         | Transportation                   | \$ 116,640                       | 0        | \$ 291,600             | 0         | \$ 174,960               | 0        |
| 56605                         | Field Trips                      | \$ -                             | 0        | \$ 5,000               | 0         | \$ 5,000                 | 0        |
| 56694                         | Contracted Services              | \$ 100,200                       | 0        | \$ 131,497             | 0         | \$ 31,297                | 0        |
| 56800                         | Parent Activities                | \$ 2,500                         | 0        | \$ 5,000               | 0         | \$ 2,500                 | 0        |
| 58852                         | FICA/Medicare                    | \$ 50,075                        | 0        | \$ 1,221               | 0         | \$ -48,853               | 0        |
| 59933                         | Workers Compensation             | \$ 4,451                         | 0        | \$ 109                 | 0         | \$ -4,343                | 0        |
| <b>Total Non-Personnel</b>    |                                  | <b>\$ 355,381</b>                | <b>0</b> | <b>\$ 538,808</b>      | <b>0</b>  | <b>\$ 183,427</b>        | <b>0</b> |
| <b>TOTAL BUDGET FUND 2500</b> |                                  | <b>\$ 993,985</b>                | <b>9</b> | <b>\$ 1,193,377</b>    | <b>9</b>  | <b>\$ 199,392</b>        | <b>0</b> |
| <b>GRAND TOTAL ALL FUNDS</b>  |                                  | <b>\$ 1,292,985</b>              | <b>9</b> | <b>\$ 1,193,377</b>    | <b>10</b> | <b>\$ 199,392</b>        | <b>1</b> |



# Office of Talent Management & Development

|                                  | Budget            |          | Proposed          |          | <i>Office of Talent</i><br>Difference |          |
|----------------------------------|-------------------|----------|-------------------|----------|---------------------------------------|----------|
|                                  | FY 2018/19        |          | FY 2019/20        |          | FY 2019/20                            |          |
|                                  | \$                | FTE      | \$                | FTE      | \$                                    | FTE      |
| <b>BUDGET FUND 1000</b>          |                   |          |                   |          |                                       |          |
| 50110 Non Certified Salaries     | \$ 146,223        | 0        | \$ 146,223        | 1        | \$ -                                  | 1        |
| 50115 Certified Salaries         | \$ 93,319         | 1        | \$ 93,319         | 1        | \$ -                                  | 0        |
| 50124 Non Certified Salaries     | \$ 40,697         | 1        | \$ 41,715         | 1        | \$ 1,018                              | 0        |
| <b>Total Salaries</b>            | <b>\$ 239,542</b> | <b>1</b> | <b>\$ 239,542</b> | <b>2</b> | <b>\$ -</b>                           | <b>0</b> |
| <b>Non-Personnel</b>             |                   |          |                   |          |                                       |          |
| 53350 Professional Meetings      | \$ 1,000          | 0        | \$ 1,000          | 0        | \$ -                                  | 0        |
| 54411 Equipment                  | \$ 900            | 0        | \$ 900            | 0        | \$ -                                  | 0        |
| 55520 Supplies & Materials       | \$ 15,000         | 0        | \$ 15,000         | 0        | \$ -                                  | 0        |
| 56694 Other Contractual Services | \$ 51,000         | 0        | \$ 51,000         | 0        | \$ -                                  | 0        |
| <b>Total Non-Personnel</b>       | <b>\$ 67,900</b>  | <b>0</b> | <b>\$ 67,900</b>  | <b>0</b> | <b>\$ -</b>                           | <b>0</b> |
| <b>TOTAL BUDGET FUND 1000</b>    | <b>\$ 307,442</b> | <b>1</b> | <b>\$ 307,442</b> | <b>2</b> | <b>\$ -</b>                           | <b>0</b> |

|  | Budget              |          | Proposed            |          | <i>Human Resources</i><br>Difference |          |
|--|---------------------|----------|---------------------|----------|--------------------------------------|----------|
|  | FY 2018/19          |          | FY 2019/20          |          | FY 2019/20                           |          |
|  | \$                  | FTE      | \$                  | FTE      | \$                                   | FTE      |
| <b>BUDGET FUND 1000</b>                |                     |          |                     |          |                                      |          |
| 50110 Non Certified Salaries           | \$ 140,904          | 1        | \$ 142,597          | 2        | \$ 1,693                             | 1        |
| 50111 Non Certified Salaries           | \$ 142,800          | 1        | \$ 145,656          | 1        | \$ 2,856                             | 0        |
| 50116 Non Certified Salaries           | \$ 1,500,000        | 0        | \$ 1,500,000        | 0        | \$ -                                 | 0        |
| 50118 Non Certified Salaries           | \$ 120,673          | 2        | \$ 123,689          | 2        | \$ 3,016                             | 0        |
| 50136 Part Time Non Certified Salaries | \$ 10,000           | 0        | \$ 10,000           | 0        | \$ -                                 | 0        |
| <b>Total Salaries</b>                  | <b>\$ 1,914,377</b> | <b>4</b> | <b>\$ 1,921,942</b> | <b>5</b> | <b>\$ 7,565</b>                      | <b>1</b> |
| <b>Non-Personnel</b>                   |                     |          |                     |          |                                      |          |
| 53310 Mileage                          | \$ 3,000            | 0        | \$ 3,000            | 0        | \$ -                                 | 0        |
| 53350 Professional Meetings            | \$ 10,000           | 0        | \$ 10,000           | 0        | \$ -                                 | 0        |
| 55520 Supplies & Materials             | \$ 4,500            | 0        | \$ 4,500            | 0        | \$ -                                 | 0        |
| 56689 Emergency Medical                | \$ 3,000            | 0        | \$ 3,000            | 0        | \$ -                                 | 0        |
| 56694 Other Contractual Services       | \$ 70,000           | 0        | \$ 70,000           | 0        | \$ -                                 | 0        |
| <b>Total Non-Personnel</b>             | <b>\$ 90,500</b>    | <b>0</b> | <b>\$ 90,500</b>    | <b>0</b> | <b>\$ -</b>                          | <b>0</b> |
| <b>TOTAL BUDGET FUND 1000</b>          | <b>\$ 2,004,877</b> | <b>4</b> | <b>\$ 2,012,442</b> | <b>5</b> | <b>\$ 7,565</b>                      | <b>1</b> |

# Office of Academics

|                               | Budget<br>FY 2018/19       |                  | Proposed<br>FY 2019/20 |                  | <i>Guidance</i><br>Difference<br>FY 2019/20 |               |
|-------------------------------|----------------------------|------------------|------------------------|------------------|---|---------------|
|                               | \$                         | FTE              | \$                     | FTE              | \$  | FTE           |
| <b>BUDGET FUND 1000</b>       |                            |                  |                        |                  |   |               |
| <b>Non-Personnel</b>          |                            |                  |                        |                  |   |               |
| 55520                         | Supplies & Materials       | \$ 2,000         | 0                      | \$ 2,000         | 0   | \$ - 0        |
| 55531                         | Textbooks                  | \$ 3,250         | 0                      | \$ 3,250         | 0   | \$ - 0        |
| 56605                         | Field Trips                | \$ 20,500        | 0                      | \$ 20,500        | 0   | \$ - 0        |
| 56694                         | Other Contractual Services | \$ 6,725         | 0                      | \$ 6,725         | 0   | \$ - 0        |
| <b>Total Non-Personnel</b>    |                            | <b>\$ 32,475</b> | <b>0</b>               | <b>\$ 32,475</b> | <b>0</b>                                    | <b>\$ - 0</b> |
| <b>TOTAL BUDGET FUND 1000</b> |                            | <b>\$ 32,475</b> | <b>0</b>               | <b>\$ 32,475</b> | <b>0</b>                                    | <b>\$ - 0</b> |

|                               | Budget<br>FY 2018/19             |                   | Proposed<br>FY 2019/20 |                   | <i>Talented &amp; Gifted</i><br>Difference<br>FY 2019/20 |               |
|-------------------------------|----------------------------------|-------------------|------------------------|-------------------|--|---------------|
|                               | \$                               | FTE               | \$                     | FTE               | \$   | FTE           |
| <b>BUDGET FUND 1000</b>       |                                  |                   |                        |                   |  |               |
| 50136                         | Part Time Non Certified Salaries | \$ 75,000         | 0                      | \$ 75,000         | 0  | \$ - 0        |
| <b>Total Salaries</b>         |                                  | <b>\$ 75,000</b>  | <b>0</b>               | <b>\$ 75,000</b>  | <b>0</b>   | <b>\$ - 0</b> |
| <b>Non-Personnel</b>          |                                  |                   |                        |                   |  |               |
| 53310                         | Mileage                          | \$ 1,000          | 0                      | \$ 1,000          | 0  | \$ - 0        |
| 53350                         | Professional Meetings            | \$ 7,700          | 0                      | \$ 7,700          | 0  | \$ - 0        |
| 55511                         | Testing Materials                | \$ 75,000         | 0                      | \$ 75,000         | 0  | \$ - 0        |
| 55520                         | Supplies & Materials             | \$ 3,025          | 0                      | \$ 3,025          | 0  | \$ - 0        |
| 55531                         | Textbooks                        | \$ 1,425          | 0                      | \$ 1,425          | 0  | \$ - 0        |
| 56671                         | Tuition                          | \$ 464,300        | 0                      | \$ 464,300        | 0  | \$ - 0        |
| 56694                         | Other Contractual Services       | \$ 1,050          | 0                      | \$ 1,050          | 0  | \$ - 0        |
| <b>Total Non-Personnel</b>    |                                  | <b>\$ 553,500</b> | <b>0</b>               | <b>\$ 553,500</b> | <b>0</b>   | <b>\$ - 0</b> |
| <b>TOTAL BUDGET FUND 1000</b> |                                  | <b>\$ 628,500</b> | <b>0</b>               | <b>\$ 628,500</b> | <b>0</b>   | <b>\$ - 0</b> |

# Office of Operations

## Office of Operations

|                                  | Budget<br>FY 2018/19 |          | Proposed<br>FY 2019/20 |          | Difference<br>FY 2019/20 |          |
|----------------------------------|----------------------|----------|------------------------|----------|--------------------------|----------|
|                                  | \$                   | FTE      | \$                     | FTE      | \$                       | FTE      |
| <b>BUDGET FUND 1000</b>          |                      |          |                        |          |                          |          |
| 50110 Non Certified Salaries     | \$ 169,675           | 1        | \$ 149,350             | 1        | \$ (20,325)              | 0        |
| 50118 Non Certified Salaries     | \$ 71,488            | 1        | \$ 73,276              | 1        | \$ 1,788                 | 0        |
| 50124 Non Certified Salaries     | \$ 44,243            | 1        | \$ 45,350              | 1        | \$ 1,107                 | 0        |
| 50136 Non Certified Salaries     | \$ 36,000            | 0        | \$ 36,000              | 0        | \$ -                     | 0        |
| <b>Total Salaries</b>            | <b>\$ 321,406</b>    | <b>3</b> | <b>\$ 303,976</b>      | <b>3</b> | <b>\$ (17,430)</b>       | <b>0</b> |
| <b>Non-Personnel</b>             |                      |          |                        |          |                          |          |
| 53310 Mileage                    | \$ 250,000           | 0        | \$ 250,000             | 0        | \$ -                     | 0        |
| 54415 Furniture                  | \$ 3,000             | 0        | \$ 3,000               | 0        | \$ -                     | 0        |
| 55520 Supplies & Materials       | \$ 1,500             | 0        | \$ 1,500               | 0        | \$ -                     | 0        |
| 56621 Moving Services            | \$ 50,000            | 0        | \$ 50,000              | 0        | \$ -                     | 0        |
| 56652 Rental                     | \$ 589,605           | 0        | \$ 589,605             | 0        | \$ -                     | 0        |
| 56694 Other Contractual Services | \$ 300,000           | 0        | \$ 300,000             | 0        | \$ -                     | 0        |
| <b>Total Non-Personnel</b>       | <b>\$ 1,194,105</b>  | <b>0</b> | <b>\$ 1,194,105</b>    | <b>0</b> | <b>\$ -</b>              | <b>0</b> |
| <b>TOTAL BUDGET FUND 1000</b>    | <b>\$ 1,515,511</b>  | <b>3</b> | <b>\$ 1,498,081</b>    | <b>3</b> | <b>\$ (17,430)</b>       | <b>0</b> |

## Pupil Transportation

|  | Budget<br>FY 2018/19 |          | Proposed<br>FY 2019/20 |          | Difference<br>FY 2019/20 |          |
|--|----------------------|----------|------------------------|----------|--------------------------|----------|
|  | \$                   | FTE      | \$                     | FTE      | \$                       | FTE      |
| <b>BUDGET FUND 1000</b>                |                      |          |                        |          |                          |          |
| 50112 Non Certified Salaries           | \$ 116,915           | 1        | \$ 116,915             | 1        | \$ -                     | 0        |
| 50118 Non Certified Salaries           | \$ 52,187            | 1        | \$ 56,630              | 1        | \$ 4,443                 | 0        |
| 50124 Non Certified Salaries           | \$ 95,957            | 2        | \$ 98,357              | 2        | \$ 2,400                 | 0        |
| 50136 Part Time Non Certified Salaries | \$ 15,000            | 0        | \$ 15,000              | 0        | \$ -                     | 0        |
| <b>Total Salaries</b>                  | <b>\$ 280,059</b>    | <b>4</b> | <b>\$ 286,902</b>      | <b>4</b> | <b>\$ 6,843</b>          | <b>0</b> |
| <b>Non-Personnel</b>                   |                      |          |                        |          |                          |          |
| 54411 Equipment                        | \$ 2,000             | 0        | \$ 2,000               | 0        | \$ -                     | 0        |
| 55520 Supplies & Materials             | \$ 2,000             | 0        | \$ 2,000               | 0        | \$ -                     | 0        |
| 56601 Transportation/Busing            | \$ 14,616,298        | 0        | \$ 13,389,537          | 0        | \$ (1,226,761)           | 0        |
| 56603 Transp/Tech Schools              | \$ 441,157           | 0        | \$ 442,480             | 0        | \$ 1,323                 | 0        |
| 56604 Transit Bus Passes               | \$ 176,000           | 0        | \$ 182,821             | 0        | \$ 6,821                 | 0        |
| 56605 Field Trips                      | \$ 82,750            | 0        | \$ 82,750              | 0        | \$ -                     | 0        |
| 56606 Interdistrict Transportation     | \$ 554,749           | 0        | \$ 556,413             | 0        | \$ 1,664                 | 0        |
| 56694 Other Contractual Services       | \$ 2,000             | 0        | \$ 2,000               | 0        | \$ -                     | 0        |
| <b>Total Non-Personnel</b>             | <b>\$ 15,876,954</b> | <b>0</b> | <b>\$ 14,660,001</b>   | <b>0</b> | <b>\$ (1,216,953)</b>    | <b>0</b> |
| <b>TOTAL BUDGET FUND 1000</b>          | <b>\$ 16,157,013</b> | <b>4</b> | <b>\$ 14,946,903</b>   | <b>4</b> | <b>\$ (1,210,110)</b>    | <b>0</b> |

**Michael Pinto**  
Chief Operating Officer

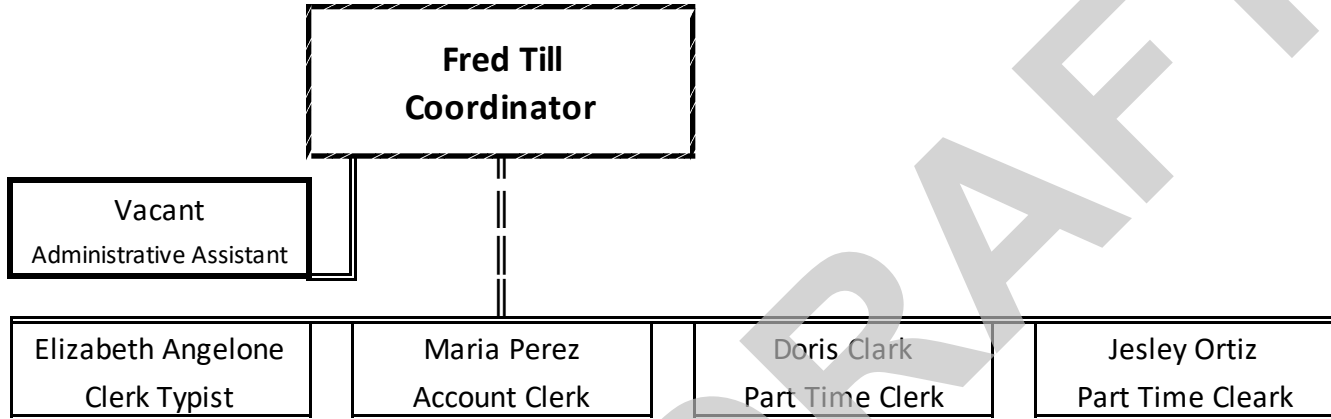
Sonia Flanagan  
Executive Admin Assistant

|  |  |  |   |  |   |  |  |
|--|--|--|---|--|---|--|--|
| Joseph Barbarotta<br>Facilities Go To Services<br>Executive Director | Gail Sharry<br>Food Services<br>Executive Director | Kevin Moriarty<br>IT Department<br>Manager | Chief Thaddeus Reddish<br>School Security<br>Director | Sue Peters<br>School Health Centers<br>Coordinator | Vacant<br>School Coordinated Health<br>Program Director | Fred Till<br>Transportation<br>Coordinator | Robert Lynn<br>School Construction<br>Gilbane Co<br>Program Director |
|--|--|--|---|--|---|--|--|

DRAFT DRAFT



NEW HAVEN PUBLIC SCHOOLS



DRAFT DRAFT



NEW HAVEN PUBLIC SCHOOLS

**Gail Sharry Cairns**  
**Executive Director**

**Michael Gormany**  
Finance & Operations

**Central Office**  
Administrative Staff

**Lucinda Marshall**  
Account Clerk IV

**Jennifer Punzo**  
Account Clerk IV

**Robert Azukas**  
Account Clerk IV

**Sharon P Moore**  
Administrative Asst. II

**Cheryl Myers**  
Clerk Typist

**Daniel Shields**  
Dietician/Café Manager

**Truck Drivers**

**Krima Byrd**  
Central Kitchen Lead Cook

**Central Kitchen**  
Cafeteria Workers

**Mary Jane House**  
Café Manager

**School**  
Cafeteria Workers

**David Prescott**  
Café Manager

**School**  
Cafeteria Workers

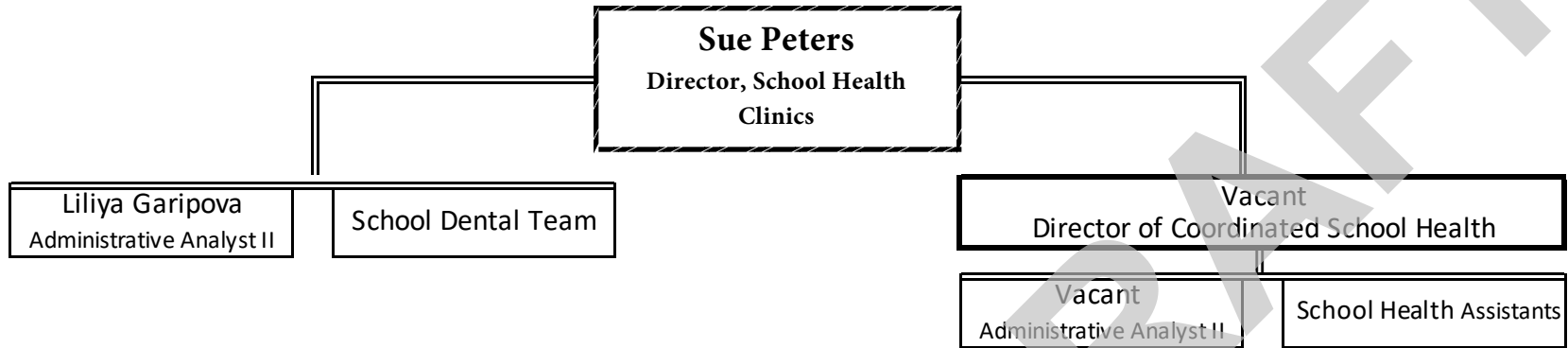
**Peter Boiash**  
Café Manager

**School**  
Cafeteria Workers

**Edward McMillian**  
Café Manager

**School**  
Cafeteria Workers

DRAFT



DRAFT DRAFT

# Office of Operations

|  | Budget              |          | Proposed            |          | <i>IT Department</i><br>Difference |          |
|--|---------------------|----------|---------------------|----------|------------------------------------|----------|
|  | FY 2018/19          |          | FY 2019/20          |          | FY 2019/20                         |          |
|  | \$                  | FTE      | \$                  | FTE      | \$                                 | FTE      |
| <b>BUDGET FUND 1000</b>                |                     |          |                     |          |                                    |          |
| 50118 Non Certified Salaries           | \$ 496,687          | 7        | \$ 509,106          | 7        | \$ 12,419                          | 0        |
| 50136 Part Time Non Certified Salaries | \$ 5,000            | 0        | \$ 5,000            | 0        | \$ -                               | 0        |
| <b>Total Salaries</b>                  | <b>\$ 501,687</b>   | <b>7</b> | <b>\$ 514,106</b>   | <b>7</b> | <b>\$ 12,419</b>                   | <b>0</b> |
| <b>Non-Personnel</b>                   |                     |          |                     |          |                                    |          |
| 52260 Telephone                        | \$ 650,000          | 0        | \$ 300,000          | 0        | \$ (350,000)                       | 0        |
| 52265 Telecommunication\Internet       | \$ 60,000           | 0        | \$ 10,000           | 0        | \$ (50,000)                        | 0        |
| 54411 Equipment                        | \$ 15,000           | 0        | \$ 15,000           | 0        | \$ -                               | 0        |
| 55520 Supplies & Materials             | \$ 2,500            | 0        | \$ 2,500            | 0        | \$ -                               | 0        |
| 56623 Repairs & Maintenance            | \$ 30,000           | 0        | \$ 30,000           | 0        | \$ -                               | 0        |
| 56694 Other Contractual Services       | \$ 1,000,000        | 0        | \$ 1,000,000        | 0        | \$ -                               | 0        |
| <b>Total Non-Personnel</b>             | <b>\$ 1,757,500</b> | <b>0</b> | <b>\$ 1,357,500</b> | <b>0</b> | <b>\$ (400,000)</b>                | <b>0</b> |
| <b>TOTAL BUDGET FUND 1000</b>          | <b>\$ 2,259,187</b> | <b>7</b> | <b>\$ 1,871,606</b> | <b>7</b> | <b>\$ (387,581)</b>                | <b>0</b> |

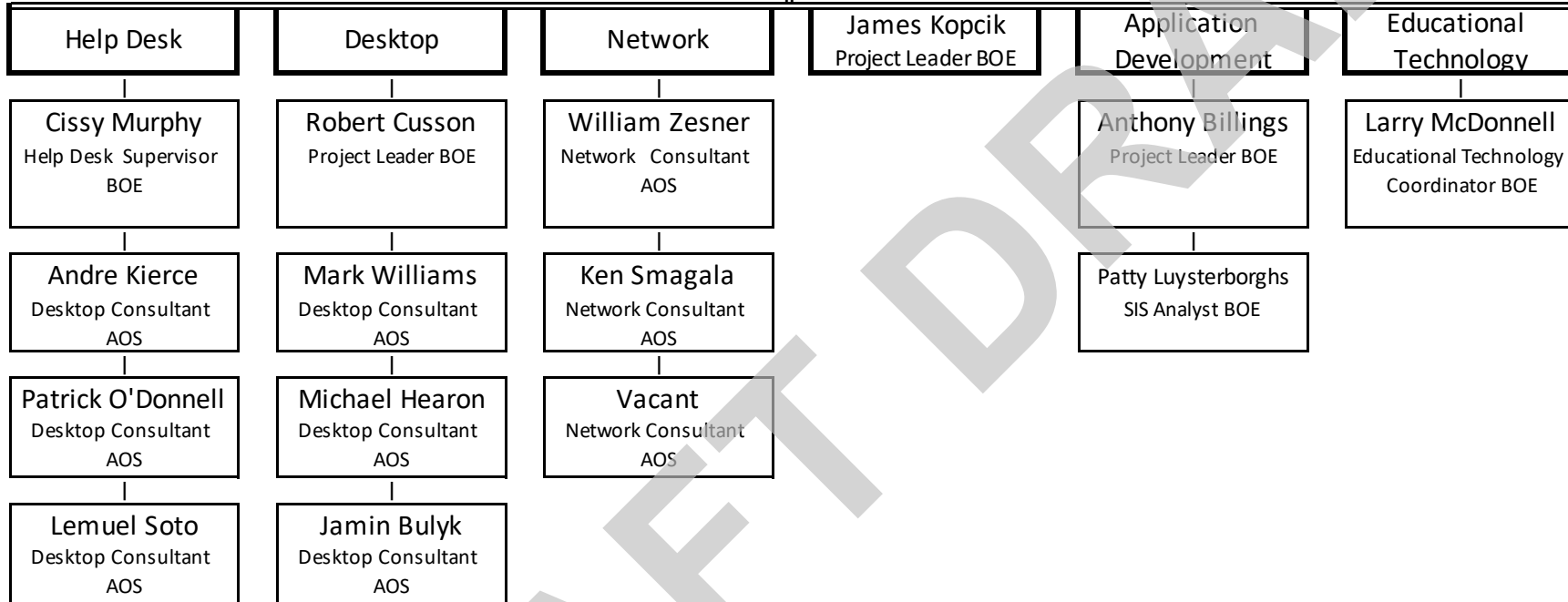
|                                       | Budget            |          | Proposed          |          | <i>Security</i><br>Difference |          |
|---------------------------------------|-------------------|----------|-------------------|----------|-------------------------------|----------|
|                                       | FY 2018/19        |          | FY 2019/20        |          | FY 2019/20                    |          |
|                                       | \$                | FTE      | \$                | FTE      | \$                            | FTE      |
| <b>BUDGET FUND 1000</b>               |                   |          |                   |          |                               |          |
| 50112 Non Certified Salaries          | \$ 124,848        | 1        | \$ 127,345        | 1        | \$ 2,497                      | 0        |
| 50118 Non Certified Salaries          | \$ 106,170        | 2        | \$ 108,825        | 2        | \$ 2,655                      | 0        |
| 50124 Non Certified Salaries          | \$ 48,242         | 1        | \$ 49,449         | 1        | \$ 1,207                      | 0        |
| 50130 Non Certified Salaries Overtime | \$ 475,000        | 0        | \$ 475,000        | 0        | \$ -                          | 0        |
| <b>Total Salaries</b>                 | <b>\$ 754,260</b> | <b>4</b> | <b>\$ 633,274</b> | <b>4</b> | <b>\$ 3,862</b>               | <b>0</b> |
| <b>Non-Personnel</b>                  |                   |          |                   |          |                               |          |
| 53329 Security Monitoring             | \$ 20,000         | 0        | \$ 20,000         | 0        | \$ -                          | 0        |
| 54411 Equipment                       | \$ 15,000         | 0        | \$ 15,000         | 0        | \$ -                          | 0        |
| 55520 Supplies & Materials            | \$ 1,350          | 0        | \$ 1,350          | 0        | \$ -                          | 0        |
| 55586 Uniforms                        | \$ 17,000         | 0        | \$ 17,000         | 0        | \$ -                          | 0        |
| 56623 Repairs & Maintenance           | \$ 4,500          | 0        | \$ 4,500          | 0        | \$ -                          | 0        |
| 56694 Other Contractual Services      | \$ 15,000         | 0        | \$ 15,000         | 0        | \$ -                          | 0        |
| <b>Total Non-Personnel</b>            | <b>\$ 72,850</b>  | <b>0</b> | <b>\$ 72,850</b>  | <b>0</b> | <b>\$ -</b>                   | <b>0</b> |
| <b>TOTAL BUDGET FUND 1000</b>         | <b>\$ 827,110</b> | <b>4</b> | <b>\$ 706,124</b> | <b>4</b> | <b>\$ 3,862</b>               | <b>0</b> |





NEW HAVEN PUBLIC SCHOOLS

**Kevin Moriarty**  
**President**





NEW HAVEN PUBLIC SCHOOLS

**Chief Thaddeus Reddish**  
Director of School Security

Rita Worthy  
Clerk Typist

Derrick Powell  
Supervisor

Ewin Baez  
Supervisor

Ronald Rosarbo  
Supervisor

Angelita Zayas  
Supervisor

Domingo Santiago  
Supervisor (Night Shift)

Starr Birt  
Supervisor (Night Shift)

School Security  
Officers

School Security  
Officers

School Security  
Officers

DRAFT DRAFT

# Office of Operations

|                               |                                   | Budget<br>FY 2018/19 |           | Proposed<br>FY 2019/20 |           | <i>Operation of Plant</i><br>Difference<br>FY 2019/20 |          |
|-------------------------------|-----------------------------------|----------------------|-----------|------------------------|-----------|---|----------|
|                               |                                   | \$                   | FTE       | \$                     | FTE       | \$  | FTE      |
| <b>BUDGET FUND 1000</b>       |                                   |                      |           |                        |           |   |          |
| 50118                         | Non Certified Salaries            | \$ 90,614            | 2         | \$ 93,332              | 2         | \$ 2,718  | 0        |
| 50121                         | Non Certified Salaries            | \$ 603,941           | 6         | \$ 622,059             | 6         | \$ 18,118   | 0        |
| 50122                         | Non Certified Salaries            | \$ 752,744           | 10        | \$ 775,326             | 10        | \$ 22,582   | 0        |
| 50124                         | Non Certified Salaries            | \$ 51,872            | 0         | -                      | 0         | \$ (51,872)   | 0        |
| 50130                         | Non Certified Salaries Overtime   | \$ 130,000           | 0         | \$ 130,000             | 0         | -   | 0        |
| 50147                         | Non Certified Salaries Overtime   | \$ 475,000           | 0         | \$ 475,000             | 0         | -   | 0        |
| <b>Total Salaries</b>         |                                   | <b>\$ 1,409,616</b>  | <b>18</b> | <b>\$ 2,095,718</b>    | <b>18</b> | <b>\$ (8,453)</b>                                     | <b>0</b> |
| <b>Non-Personnel</b>          |                                   |                      |           |                        |           |   |          |
| 52210                         | Natural Gas                       | \$ 1,550,000         | 0         | \$ 1,346,500           | 0         | \$ (203,500)  | 0        |
| 52220                         | Electricity                       | \$ 6,150,000         | 0         | \$ 5,709,500           | 0         | \$ (440,500)  | 0        |
| 52235                         | Heating Fuels                     | \$ 10,000            | 0         | \$ 10,000              | 0         | -   | 0        |
| 52250                         | Water                             | \$ 234,760           | 0         | \$ 234,760             | 0         | -   | 0        |
| 52290                         | Sewer                             | \$ 175,440           | 0         | \$ 175,440             | 0         | -   | 0        |
| 54411                         | Equipment                         | \$ 10,000            | 0         | \$ 10,000              | 0         | -   | 0        |
| 55520                         | Supplies & Materials              | \$ 5,400             | 0         | \$ 5,400               | 0         | -   | 0        |
| 55538                         | Gas & Oil                         | \$ 115,000           | 0         | \$ 35,000              | 0         | \$ (80,000)   | 0        |
| 55570                         | Building & Ground Maint. Supplies | \$ 145,000           | 0         | \$ 100,000             | 0         | \$ (45,000)   | 0        |
| 55571                         | Custodial Overtime                | \$ 667,320           | 0         | \$ 488,000             | 0         | \$ (179,320)  | 0        |
| 55573                         | Light Bulbs                       | \$ 50,000            | 0         | \$ 30,000              | 0         | \$ (20,000)   | 0        |
| 56623                         | Repairs & Maintenance             | \$ 25,000            | 0         | \$ 25,000              | 0         | -   | 0        |
| 56624                         | Building Maintenance              | \$ 808,000           | 0         | \$ 425,000             | 0         | \$ (383,000)  | 0        |
| 56656                         | Rental of Equipment               | \$ 8,000             | 0         | \$ 8,000               | 0         | -   | 0        |
| 56662                         | Maintenance Agreement - Services  | \$ 943,929           | 0         | \$ 725,000             | 0         | \$ (218,929)  | 0        |
| 56665                         | Vehicle Repairs                   | \$ 80,000            | 0         | \$ 80,000              | 0         | -   | 0        |
| 56694                         | Other Contractual Services        | \$ 6,522,858         | 0         | \$ 6,522,858           | 0         | -   | 0        |
| <b>Total Non-Personnel</b>    |                                   | <b>\$ 17,500,707</b> | <b>0</b>  | <b>\$ 15,930,458</b>   | <b>0</b>  | <b>\$ (1,570,249)</b>                                 | <b>0</b> |
| <b>TOTAL BUDGET FUND 1000</b> |                                   | <b>\$ 18,910,323</b> | <b>18</b> | <b>\$ 18,026,176</b>   | <b>18</b> | <b>\$ (1,578,702)</b>                                 | <b>0</b> |

# Office of Operations

## Warehouse

|                                       | Budget<br>FY 2018/19 |                | Proposed<br>FY 2019/20 |           | Difference<br>FY 2019/20 |          |           |                  |           |
|---------------------------------------|----------------------|----------------|------------------------|-----------|--------------------------|----------|-----------|------------------|-----------|
|                                       | \$                   | FTE            | \$                     | FTE       | \$                       | FTE      |           |                  |           |
| <b>BUDGET FUND 1000</b>               |                      |                |                        |           |                          |          |           |                  |           |
| 50129 Non Certified Salaries          | \$                   | 153,561        | 3                      | \$        | 102,376                  | 2        | \$        | (51,185)         | -1        |
| 50147 Non Certified Salaries Overtime | \$                   | 5,000          | 0                      | \$        | -                        | 0        | \$        | (5,000)          | 0         |
| <b>Total Salaries</b>                 | <b>\$</b>            | <b>158,561</b> | <b>3</b>               | <b>\$</b> | <b>102,376</b>           | <b>2</b> | <b>\$</b> | <b>(56,185)</b>  | <b>-1</b> |
| <b>Non-Personnel</b>                  |                      |                |                        |           |                          |          |           |                  |           |
| 55520 Supplies & Materials            | \$                   | 3,000          | 0                      | \$        | 3,000                    | 0        | \$        | -                | 0         |
| 56623 Repairs & Maintenance           | \$                   | 2,000          | 0                      | \$        | 2,000                    | 0        | \$        | -                | 0         |
| 56652 Rental                          | \$                   | 445,439        | 0                      | \$        | -                        | 0        | \$        | (445,439)        | 0         |
| 56656 RENTAL OF Equipment             | \$                   | 7,200          | 0                      | \$        | 7,200                    | 0        | \$        | -                | 0         |
| 56694 Other Contractual Services      | \$                   | 500            | 0                      | \$        | 500                      | 0        | \$        | -                | 0         |
| <b>Total Non-Personnel</b>            | <b>\$</b>            | <b>458,139</b> | <b>0</b>               | <b>\$</b> | <b>12,700</b>            | <b>0</b> | <b>\$</b> | <b>(445,439)</b> | <b>0</b>  |
| <b>TOTAL BUDGET FUND 1000</b>         | <b>\$</b>            | <b>616,700</b> | <b>3</b>               | <b>\$</b> | <b>115,076</b>           | <b>2</b> | <b>\$</b> | <b>(501,624)</b> | <b>-1</b> |

## Legal Services

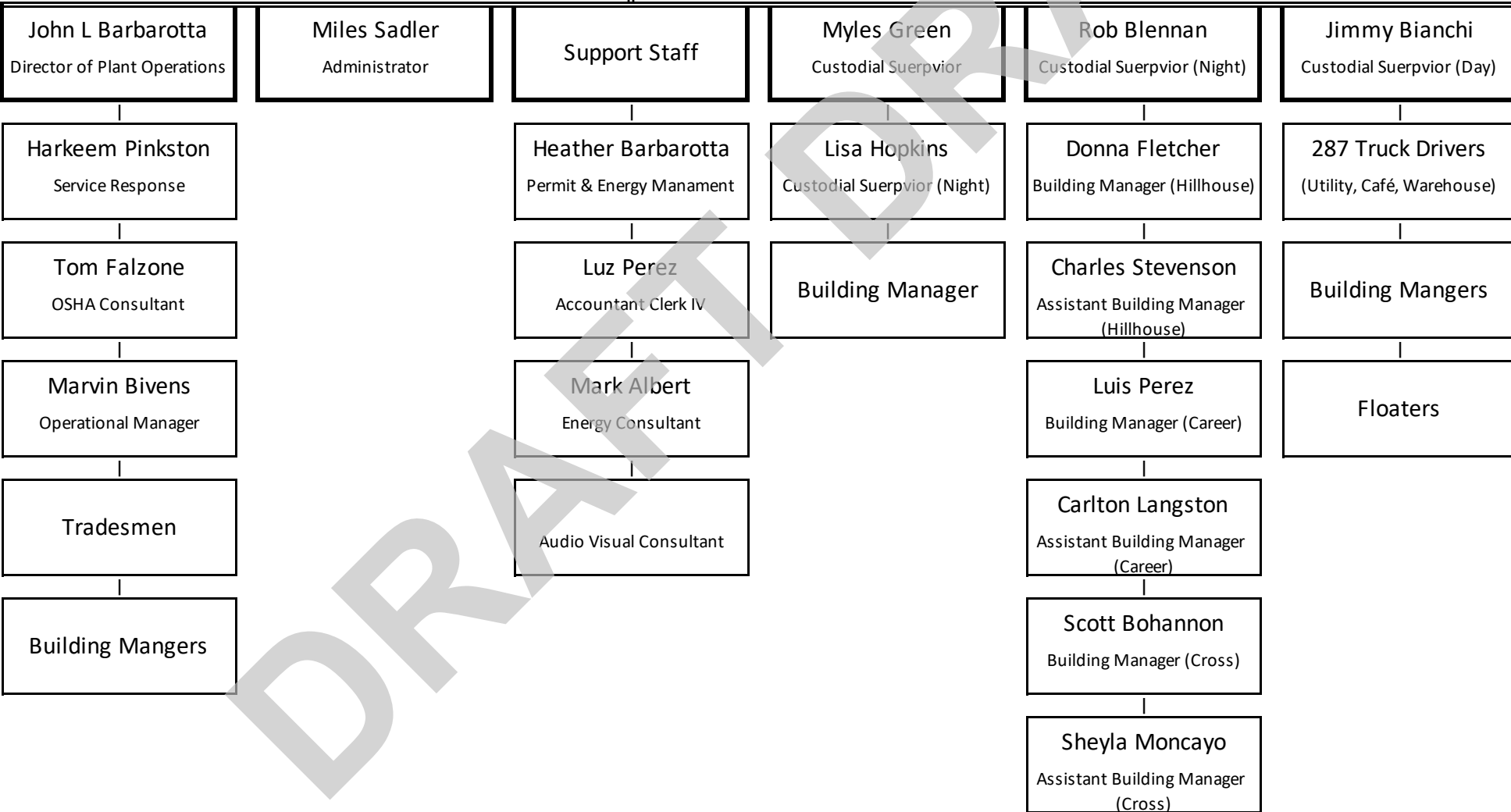
|                               | Budget<br>FY 2018/19 |                | Proposed<br>FY 2019/20 |           | Difference<br>FY 2019/20 |          |           |                |          |
|-------------------------------|----------------------|----------------|------------------------|-----------|--------------------------|----------|-----------|----------------|----------|
|                               | \$                   | FTE            | \$                     | FTE       | \$                       | FTE      |           |                |          |
| <b>BUDGET FUND 1000</b>       |                      |                |                        |           |                          |          |           |                |          |
| <b>Non-Personnel</b>          |                      |                |                        |           |                          |          |           |                |          |
| 56696 Legal/Lawyers           | \$                   | 400,000        | 0                      | \$        | 400,000                  | 0        | \$        | -              | 0        |
| 59932 Settlements             | \$                   | 10,000         | 0                      | \$        | 350,000                  | 0        | \$        | 340,000        | 0        |
| <b>Total Non-Personnel</b>    | <b>\$</b>            | <b>410,000</b> | <b>0</b>               | <b>\$</b> | <b>750,000</b>           | <b>0</b> | <b>\$</b> | <b>340,000</b> | <b>0</b> |
| <b>TOTAL BUDGET FUND 1000</b> | <b>\$</b>            | <b>410,000</b> | <b>0</b>               | <b>\$</b> | <b>750,000</b>           | <b>0</b> | <b>\$</b> | <b>340,000</b> | <b>0</b> |



NEW HAVEN PUBLIC SCHOOLS

**Manny Gomez**  
Principal Owner

**Joseph Barbarotta**  
Executive Director



# Office of Operations

## Print/Copy Services

|  | Budget<br>FY 2018/19 |          | Proposed<br>FY 2019/20 |          | Difference<br>FY 2019/20 |          |
|--|----------------------|----------|------------------------|----------|--------------------------|----------|
|  | \$                   | FTE      | \$                     | FTE      | \$                       | FTE      |
| <b>BUDGET FUND 1000</b>                |                      |          |                        |          |                          |          |
| 50136 Part Time Non Certified Salaries | \$ 82,334            | 0        | \$ 82,334              | 0        | \$ -                     | 0        |
| 50141 Seasonal Help                    | \$ 31,920            | 0        | \$ 31,920              | 0        | \$ -                     | 0        |
| <b>Total Salaries</b>                  | <b>\$ 114,254</b>    | <b>0</b> | <b>\$ 114,254</b>      | <b>0</b> | <b>\$ -</b>              | <b>0</b> |
| <b>Non-Personnel</b>                   |                      |          |                        |          |                          |          |
| 55520 Supplies & Materials             | \$ 275,000           | 0        | \$ 275,000             | 0        | \$ -                     | 0        |
| 56694 Other Contractual Services       | \$ 725,000           | 0        | \$ 725,000             | 0        | \$ -                     | 0        |
| <b>Total Non-Personnel</b>             | <b>\$ 1,000,000</b>  | <b>0</b> | <b>\$ 1,000,000</b>    | <b>0</b> | <b>\$ -</b>              | <b>0</b> |
| <b>TOTAL BUDGET FUND 1000</b>          | <b>\$ 1,114,254</b>  | <b>0</b> | <b>\$ 1,114,254</b>    | <b>0</b> | <b>\$ -</b>              | <b>0</b> |



# Office of Youth, Family & Community Engagement

## Office of Youth, Family and Community Engagement

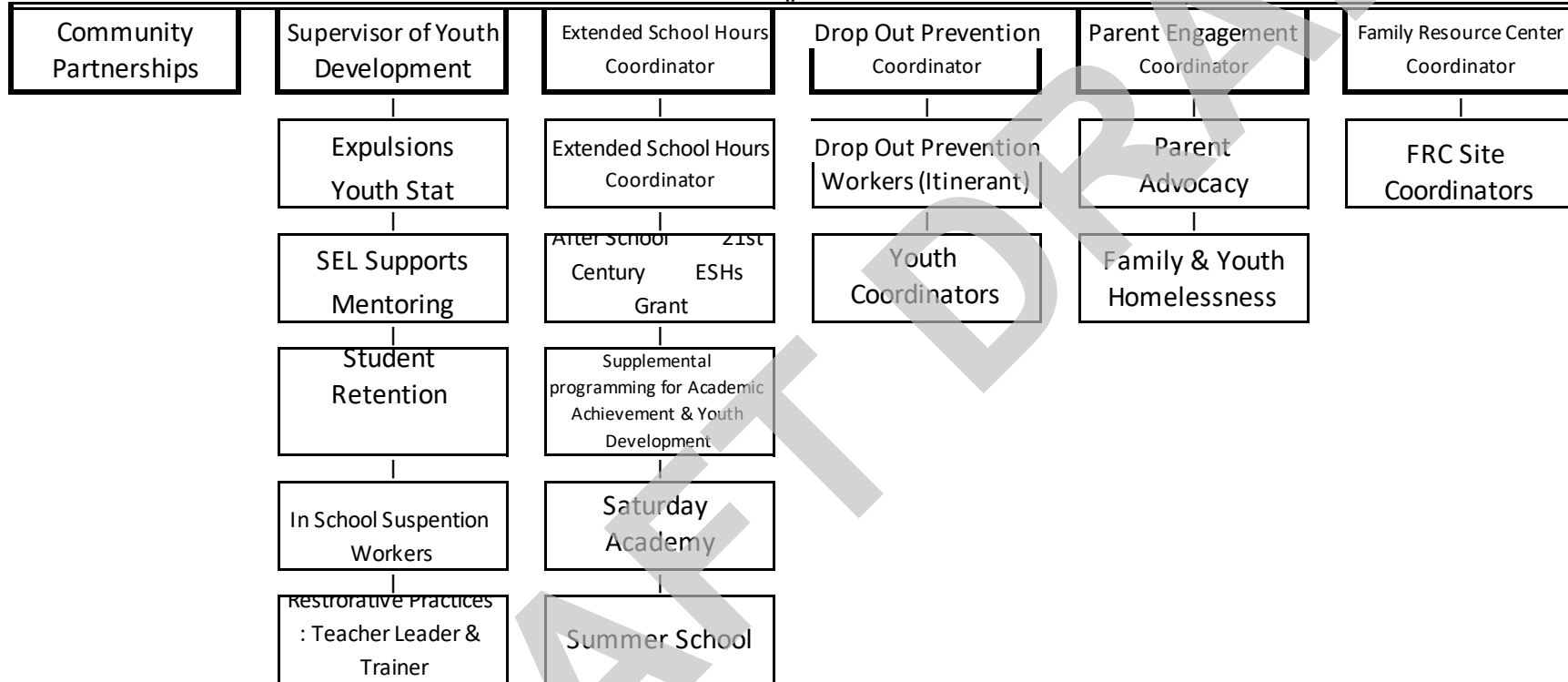
|                                  | Budget<br>FY 2018/19 |          | Proposed<br>FY 2019/20 |          | Difference<br>FY 2019/20 |          |
|----------------------------------|----------------------|----------|------------------------|----------|--------------------------|----------|
|                                  | \$                   | FTE      | \$                     | FTE      | \$                       | FTE      |
| <b>BUDGET FUND 1000</b>          |                      |          |                        |          |                          |          |
| 50110 Non Certified Salaries     | \$ 146,841           | 1        | \$ 149,778             | 1        | \$ 2,937                 | 0        |
| 50118 Non Certified Salaries     | \$ 82,199            | 1        | \$ 84,254              | 1        | \$ 2,055                 | 0        |
| <b>Total Salaries</b>            | <b>\$ 229,040</b>    | <b>2</b> | <b>\$ 234,032</b>      | <b>2</b> | <b>\$ 4,992</b>          | <b>0</b> |
| <b>Non-Personnel</b>             |                      |          |                        |          |                          |          |
| 53310 Mileage                    | \$ 20,400            | 0        | \$ 20,400              | 0        | \$ -                     | 0        |
| 55520 Supplies & Materials       | \$ 5,000             | 0        | \$ 5,000               | 0        | \$ -                     | 0        |
| 56694 Other Contractual Services | \$ 40,000            | 0        | \$ 40,000              | 0        | \$ -                     | 0        |
| <b>Total Non-Personnel</b>       | <b>\$ 65,400</b>     | <b>0</b> | <b>\$ 65,400</b>       | <b>0</b> | <b>\$ -</b>              | <b>0</b> |
| <b>TOTAL BUDGET FUND 1000</b>    | <b>\$ 294,440</b>    | <b>2</b> | <b>\$ 299,432</b>      | <b>2</b> | <b>\$ 4,992</b>          | <b>0</b> |





NEW HAVEN PUBLIC SCHOOLS

**Office of Youth, Family & Community Engagement**



DRAFT



# Office of Student Services

## Office of Student Services

|  | Budget<br>FY 2018/19 |          | Proposed<br>FY 2019/20 |          | Difference<br>FY 2019/20 |          |
|--|----------------------|----------|------------------------|----------|--------------------------|----------|
|  | \$                   | FTE      | \$                     | FTE      | \$                       | FTE      |
| <b>BUDGET FUND 1000</b>                |                      |          |                        |          |                          |          |
| 50111 Certified Salaries               | \$ 157,618           | 1        | \$ 160,770             | 1        | \$ 3,152                 | 0        |
| 50112 Certified Salaries               | \$ 741,855           | 5        | \$ 756,692             | 5        | \$ 14,837                | 0        |
| 50124 Non Certified Salaries           | \$ 40,697            | 1        | \$ 41,715              | 1        | \$ 1,018                 | 0        |
| 50136 Part Time Non Certified Salaries | \$ 630,000           | 0        | \$ 630,000             | 0        | \$ -                     | 0        |
| 50141 Seasonal Help Salaries           | \$ 200,000           | 0        | \$ 200,000             | 0        | \$ -                     | 0        |
| <b>Total Salaries</b>                  | <b>\$ 1,770,170</b>  | <b>7</b> | <b>\$ 756,692</b>      | <b>7</b> | <b>\$ 14,837</b>         | <b>0</b> |
| <b>Non-Personnel</b>                   |                      |          |                        |          |                          |          |
| 54411 Equipment                        | \$ 41,300            | 0        | \$ 41,300              | 0        | \$ -                     | 0        |
| 55520 Supplies & Materials             | \$ 51,000            | 0        | \$ 51,000              | 0        | \$ -                     | 0        |
| 55531 Textbooks                        | \$ 42,000            | 0        | \$ 42,000              | 0        | \$ -                     | 0        |
| 56623 Repairs & Maintenance            | \$ 1,000             | 0        | \$ 1,000               | 0        | \$ -                     | 0        |
| 56694 Other Contractual Services       | \$ 440,000           | 0        | \$ 440,000             | 0        | \$ -                     | 0        |
| 54411 Equipment                        | \$ 22,963            | 0        | \$ 22,963              | 0        | \$ -                     | 0        |
| 55520 Supplies & Materials             | \$ 78,957            | 0        | \$ 78,957              | 0        | \$ -                     | 0        |
| 56602 Special Ed Transportation        | \$ 4,485,471         | 0        | \$ 4,498,927           | 0        | \$ 13,456                | 0        |
| 56604 Transit Bus Passes               | \$ 51,375            | 0        | \$ 51,375              | 0        | \$ -                     | 0        |
| 56607 Outplacement Transportation      | \$ 2,514,795         | 0        | \$ 3,500,000           | 0        | \$ 985,205               | 0        |
| 56608 Field Trips (Non- Public)        | \$ 205,500           | 0        | \$ 206,117             | 0        | \$ 617                   | 0        |
| 56623 Repairs & Maintenance            | \$ 4,608             | 0        | \$ 4,608               | 0        | \$ -                     | 0        |
| 56623 Repairs & Maintenance            | \$ 1,000             | 0        | \$ 1,000               | 0        | \$ -                     | 0        |
| 56652 Rental                           | \$ 455,340           | 0        | \$ -                   | 0        | \$ (455,340)             | 0        |
| 56671 Tuition                          | \$ 18,925,567        | 0        | \$ 19,583,334          | 0        | \$ 657,767               | 0        |
| 56694 Other Contractual Services       | \$ 762,340           | 0        | \$ 762,340             | 0        | \$ -                     | 0        |
| <b>Total Non-Personnel</b>             | <b>\$ 28,083,216</b> | <b>0</b> | <b>\$ 29,284,921</b>   | <b>0</b> | <b>\$ -</b>              | <b>0</b> |
| <b>TOTAL BUDGET FUND 1000</b>          | <b>\$ 29,853,386</b> | <b>7</b> | <b>\$ 30,041,613</b>   | <b>7</b> | <b>\$ 14,837</b>         | <b>0</b> |



# Office of Student Services

## Office of Student Services (continued)

|                               |                                  | Budget<br>FY 2018/19 |           | Proposed<br>FY 2019/20 |           | Difference<br>FY 2019/20 |          |
|-------------------------------|----------------------------------|----------------------|-----------|------------------------|-----------|--------------------------|----------|
| <b>BUDGET FUND 2504</b>       |                                  |                      |           |                        |           |                          |          |
| 50112                         | Certified Salaries               | \$ 141,802           | 1         | \$ 146,056             | 1         | \$ 4,254                 | 0        |
| 50118                         | Non Certified Salaries           | \$ 110,295           | 2         | \$ 113,603             | 2         | \$ 3,308                 | 0        |
| 50124                         | Non Certified Salaries           | \$ 200,718           | 4         | \$ 206,739             | 4         | \$ 6,021                 | 0        |
| 50136                         | Part Time Non Certified Salaries | \$ -                 | 0         | \$ -                   | 0         | \$ -                     | 0        |
| 50141                         | Seasonal Help Salaries           | \$ -                 | 0         | \$ -                   | 0         | \$ -                     | 0        |
| <b>Total Salaries</b>         |                                  | <b>\$ 452,815</b>    | <b>7</b>  | <b>\$ 466,398</b>      | <b>7</b>  | <b>\$ 3,308</b>          | <b>0</b> |
| <b>Non-Personnel</b>          |                                  |                      |           |                        |           |                          |          |
| 53330                         | Travel/Mileage                   | \$ 12,000            | 0         | \$ 12,000              | 0         | \$ -                     | 0        |
| 55520                         | Supplies & Materials             | \$ 220,803           | 0         | \$ -                   | 0         | \$ (220,803)             | 0        |
| 56605                         | Field Trips                      | \$ 3,000             | 0         | \$ -                   | 0         | \$ (3,000)               | 0        |
| 56800                         | Parent Activities                | \$ 1,500             | 0         | \$ -                   | 0         | \$ (1,500)               | 0        |
| 56901                         | In Service                       | \$ 5,000             | 0         | \$ -                   | 0         | \$ (5,000)               | 0        |
| 56903                         | Pupil Services                   | \$ 1,760,375         | 0         | \$ 1,500,000           | 0         | \$ (260,375)             | 0        |
| 56904                         | Tutors                           | \$ 196,002           | 0         | \$ -                   | 0         | \$ (196,002)             | 0        |
| 58852                         | FICA/Medicare                    | \$ 87,454            | 0         | \$ 87,454              | 0         | \$ 91                    | 0        |
| 59933                         | Workers Compensation             | \$ 20,659            |           | \$ 20,659              |           | \$ -                     |          |
| 61200                         | Indirect Costs                   | \$ 96,000            | 0         | \$ 96,000              | 0         | \$ -                     | 0        |
| <b>Total Non-Personnel</b>    |                                  | <b>\$ 2,402,793</b>  | <b>0</b>  | <b>\$ 1,716,204</b>    | <b>0</b>  | <b>\$ (6,500)</b>        | <b>0</b> |
| <b>TOTAL BUDGET FUND 1000</b> |                                  | <b>\$ 2,855,608</b>  | <b>7</b>  | <b>\$ 2,182,602</b>    | <b>7</b>  | <b>\$ (3,192)</b>        | <b>0</b> |
| <b>GRAND TOTAL ALL FUNDS</b>  |                                  | <b>\$ 32,708,994</b> | <b>14</b> | <b>\$ 32,224,215</b>   | <b>14</b> | <b>\$ 11,645</b>         | <b>0</b> |





NEW HAVEN PUBLIC SCHOOLS

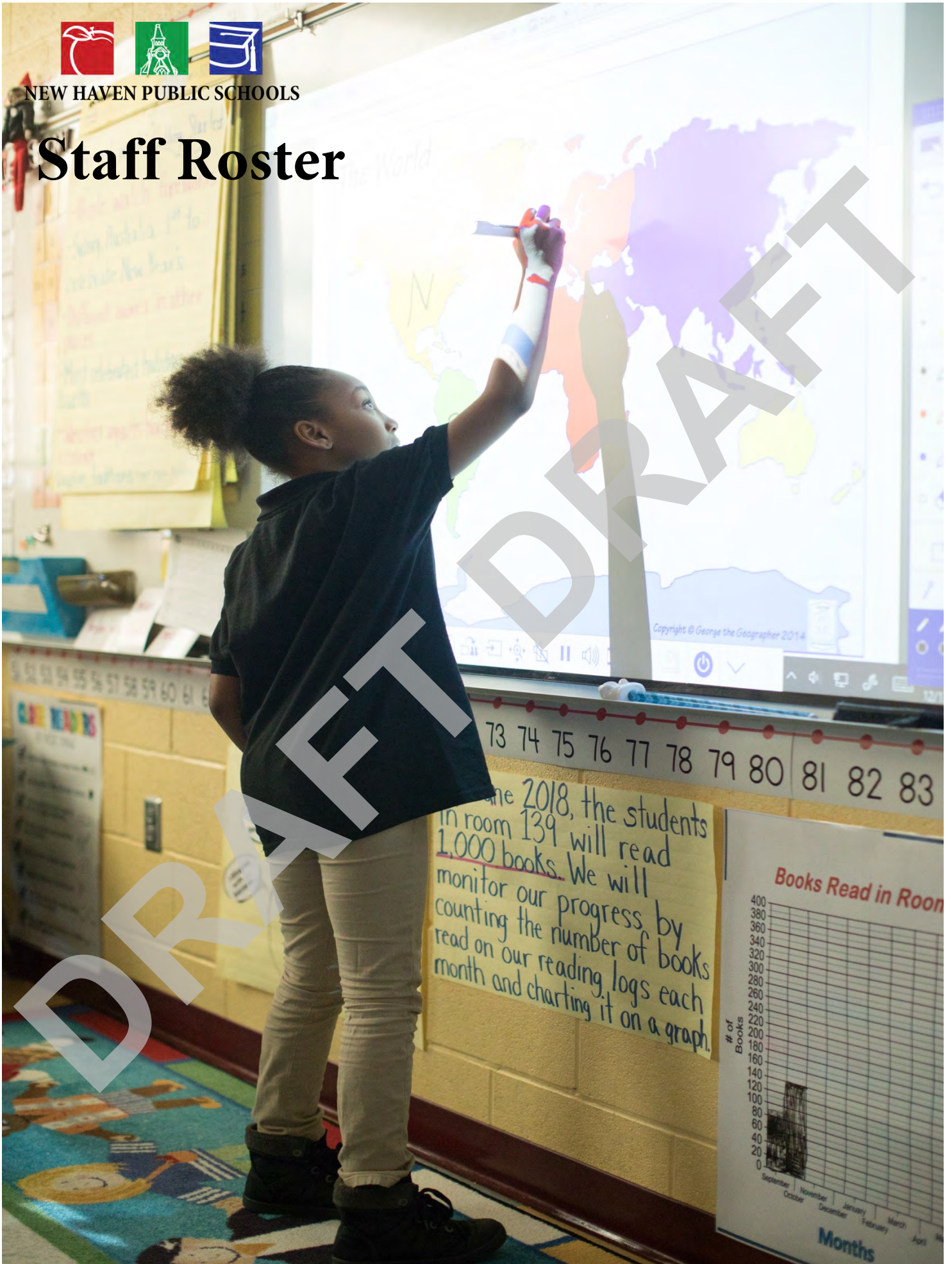
**Typhanie Jackson**  
**Director of Student Services**

|  |   |   |   |  |  |
|--|---|---|---|--|--|
| <p>Milvia Concas<br/>         Supervisor of Psychological Services</p> <p>Beecher<br/>         Betsy Ross<br/>         Clinton<br/>         Coumbus<br/>         John Martinez</p> | <p>Glynis King Harrell<br/>         Supervisor of Speech, Hearing &amp; Vision</p> <p>Barnard<br/>         Conte W Hills<br/>         Creed<br/>         King Robinson<br/>         New Haven Academy<br/>         Metropolitan</p> | <p>Stacie Melendez<br/>         Supervisor of Special Education Services</p> <p>Bishop Woods<br/>         Brennan / Rogers<br/>         Celentano<br/>         Clemente<br/>         East Rock<br/>         ECAT / Dr. Mayo<br/>         Fair Haven<br/>         Strong</p> | <p>Patti Moore<br/>         Supervisor of Special Education Services</p> <p>Career<br/>         Cross<br/>         CO-OP<br/>         New Light<br/>         Hillhouse<br/>         HSC<br/>         New Horizon<br/>         Riverside</p> | <p>Johanna Samberg<br/>         Supervisor of School Social Work Services</p> <p>Davis<br/>         ESUMS<br/>         Lincoln Bassett<br/>         Urban Youth<br/>         ASPIRE<br/>         West Rock</p> | <p>Emma Schulman<br/>         Supervisor of Special Education Services</p> <p>B Jepson<br/>         Edgewood<br/>         Hill Central</p> |
| <p>S Liucci / T Uliano<br/>         Teacher</p> <p>Charter<br/>         Non Public<br/>         Parochial<br/>         Private</p>   | <p>J Panciera/ R Villano<br/>         Teacher</p> <p>Out of District PPTs<br/>         Charter<br/>         Private</p>   | <p>K Buontempo<br/>         Teacher</p> <p>N Hale<br/>         W Hooker<br/>         Pre School<br/>         Montessori</p>   | <p>P Gemmell<br/>         Teacher</p> <p>IEP Direct<br/>         SEDAC<br/>         PPT Facili - UYE</p>  | <p>P Wilson<br/>         Teacher</p> <p>Re-entry Juvenile<br/>         PPT District<br/>         PPT ASPIRE</p>  | <p>A Miller<br/>         Teacher</p> <p>Out of District Coordination<br/>         State Report<br/>         Wexler/Grant</p>               |



NEW HAVEN PUBLIC SCHOOLS


# Staff Roster



53 54 55 56 57 58 59 60 61

73 74 75 76 77 78 79 80 81 82 83

In the 2018, the students in room 139 will read 1,000 books. We will monitor our progress by counting the number of books read on our reading logs each month and charting it on a graph.





NEW HAVEN PUBLIC SCHOOLS

# Staff Roster

| Class Name     | Job Title                           | Name                    | Current Salary | 2019-2020 Salary |
|----------------|-------------------------------------|-------------------------|----------------|------------------|
| ADMINISTRATORS | ASSISTANT PRINCIPAL-7606            | AIELLO, DONNA           | 143,009.00     | 152,253.00       |
| ADMINISTRATORS | ASSISTANT PRINCIPAL-7606            | ASARISI, MARISA         | 126,280.00     | 128,806.00       |
| ADMINISTRATORS | ASSISTANT PRINCIPAL-7606            | BAKER, JAMIE            | 128,636.00     | 131,209.00       |
| ADMINISTRATORS | ASSISTANT PRINCIPAL-7606            | BARBARITO, ERIC         | 128,844.00     | 131,421.00       |
| ADMINISTRATORS | ASSISTANT PRINCIPAL-7606            | BONILLA, MYRTA          | 129,844.00     | 132,441.00       |
| ADMINISTRATORS | ASSISTANT PRINCIPAL-7606            | BRILLANTE, ANN          | 128,636.00     | 131,209.00       |
| ADMINISTRATORS | ASSISTANT PRINCIPAL-7606            | BROWN, NICOLE           | 123,551.00     | 126,022.00       |
| ADMINISTRATORS | ASSISTANT PRINCIPAL-7606            | BROWNING, JULIE         | 129,844.00     | 132,441.00       |
| ADMINISTRATORS | ASSISTANT PRINCIPAL-7606            | BRUNSON, ANGELA         | 128,636.00     | 131,209.00       |
| ADMINISTRATORS | ASSISTANT PRINCIPAL-7606            | CAMARCO, PAUL           | 118,607.00     | 120,979.00       |
| ADMINISTRATORS | ASSISTANT PRINCIPAL-7606            | CARAZO, KAREN           | 129,844.00     | 132,441.00       |
| ADMINISTRATORS | ASSISTANT PRINCIPAL-7606            | CIARCIA, STEPHEN        | 129,844.00     | 132,441.00       |
| ADMINISTRATORS | ASSISTANT PRINCIPAL-7606            | CLARINO, JENNY          | 128,636.00     | 149,147.00       |
| ADMINISTRATORS | ASSISTANT PRINCIPAL-7606            | CLARK, MARIA            | 125,272.00     | 127,777.00       |
| ADMINISTRATORS | ASSISTANT PRINCIPAL-7606            | COADY, JAMIE            | 120,987.00     | 123,407.00       |
| ADMINISTRATORS | ASSISTANT PRINCIPAL-7606            | COURCEY, KERRY          | 129,844.00     | 132,441.00       |
| ADMINISTRATORS | ASSISTANT PRINCIPAL-7606            | CRISCI, FLORENCE        | 128,844.00     | 131,421.00       |
| ADMINISTRATORS | ASSISTANT PRINCIPAL-7606            | DANILEY, KIMBERLY       | 124,285.00     | 126,771.00       |
| ADMINISTRATORS | ASSISTANT PRINCIPAL-7606            | DERWIN, MARY            | 132,273.00     | 134,918.00       |
| ADMINISTRATORS | ASSISTANT PRINCIPAL-7606            | EDMONDS-DUFF, MIA       | 126,407.00     | 128,935.00       |
| ADMINISTRATORS | ASSISTANT PRINCIPAL-7606            | ELLISON, TIANKO         | 126,407.00     | 128,935.00       |
| ADMINISTRATORS | ASSISTANT PRINCIPAL-7606            | FLANAGAN, GEORGE        | 128,844.00     | 131,421.00       |
| ADMINISTRATORS | ASSISTANT PRINCIPAL-7606            | FOREMAN, EUGENE         | 128,844.00     | 131,421.00       |
| ADMINISTRATORS | ASSISTANT PRINCIPAL-7606            | GOLIA, MICHAEL          | 128,844.00     | 131,421.00       |
| ADMINISTRATORS | ASSISTANT PRINCIPAL-7606            | JENKINS, JENNIFER       | 127,059.00     | 129,600.00       |
| ADMINISTRATORS | ASSISTANT PRINCIPAL-7606            | MCCARTHY, THOMAS        | 142,009.00     | 144,849.00       |
| ADMINISTRATORS | ASSISTANT PRINCIPAL-7606            | MITCHELL, TINA          | 124,285.00     | 126,771.00       |
| ADMINISTRATORS | ASSISTANT PRINCIPAL-7606            | MORALES, MONICA         | 122,015.00     | 124,455.00       |
| ADMINISTRATORS | ASSISTANT PRINCIPAL-7606            | MOSELEY, JAMES          | 128,636.00     | 131,209.00       |
| ADMINISTRATORS | ASSISTANT PRINCIPAL-7606            | NGUYEN, JOHN            | 128,844.00     | 131,421.00       |
| ADMINISTRATORS | ASSISTANT PRINCIPAL-7606            | PARIS-COOPER, STEPHANIE | 126,280.00     | 128,806.00       |
| ADMINISTRATORS | ASSISTANT PRINCIPAL-7606            | PEREZ, YESENIA          | 120,987.00     | 123,407.00       |
| ADMINISTRATORS | ASSISTANT PRINCIPAL-7606            | PILLINER, GARFIELD      | 126,280.00     | 128,806.00       |
| ADMINISTRATORS | ASSISTANT PRINCIPAL-7606            | POTOCKY, MARC           | 128,636.00     | 131,209.00       |
| ADMINISTRATORS | ASSISTANT PRINCIPAL-7606            | RIZZO, ANDREA           | 126,280.00     | 128,806.00       |
| ADMINISTRATORS | ASSISTANT PRINCIPAL-7606            | SWEETING, MARK          | 127,059.00     | 129,600.00       |
| ADMINISTRATORS | ASSISTANT PRINCIPAL-7606            | TARKA, JOHN             | 121,646.00     | 124,079.00       |
| ADMINISTRATORS | ASSISTANT PRINCIPAL-7606            | VOISINE, SCOTT          | 126,280.00     | 128,806.00       |
| ADMINISTRATORS | ASSISTANT PRINCIPAL-7606            | WALKER, TONI            | 142,009.00     | 144,849.00       |
| ADMINISTRATORS | ASSISTANT PRINCIPAL-7606            | WELFARE, HARRY          | 129,844.00     | 132,441.00       |
| ADMINISTRATORS | ASSISTANT PRINCIPAL-7606            | WHITE DEPRIEST, LESLIE  | 128,844.00     | 131,421.00       |
| ADMINISTRATORS | ASSISTANT PRINCIPAL-7606            | WILSON, KIMBERLY        | 118,607.00     | 120,979.00       |
| ADMINISTRATORS | ASSISTANT PRINCIPAL-7606            | YUHAS, ERIC             | 129,844.00     | 132,441.00       |
| ADMINISTRATORS | ASSISTANT SUPERINTENDENT-7602       | REDD HANNANS, KEISHA    | 165,000.00     | 165,000.00       |
| ADMINISTRATORS | ASST SUPT.CUR.,INSTR.&ASESMENT-7698 | TRACEY, ILINE           | 165,000.00     | 165,000.00       |
| ADMINISTRATORS | ATHLETIC DIRECTOR-7621              | PATCHKOFSKY, ERIK       | 155,821.00     | 150,268.00       |
| ADMINISTRATORS | COOR.MAGNET SCH. ASSISTANCE PR-7684 | BONANNO, MICHELE        | 120,508.00     | 120,543.00       |
| ADMINISTRATORS | COORDINATOR AQUACULTURE-7608        | VISEL, TIMOTHY          | 131,868.00     | 134,505.00       |
| ADMINISTRATORS | DIR COLLEGE&CAREER PATHWAYS-7657    | GARCIA-BLOCKER, DOLORES | 159,483.00     | 167,777.00       |
| ADMINISTRATORS | DIRECTOR OF ENGLISH & ENG.LEAR-7628 | BENITEZ, ABIE           | 159,483.00     | 162,673.00       |
| ADMINISTRATORS | DIRECTOR PUPIL PERSONNEL-7616       | JACKSON, TYPHANIE       | 157,618.00     | 160,770.00       |
| ADMINISTRATORS | PRINCIPAL SPECIAL ASSIGNMENT-7632   | BRELAND, SABRINA        | 150,268.00     | 153,273.00       |
| ADMINISTRATORS | PRINCIPAL-7605                      | ARAUJO, ROY             | 150,268.00     | 153,273.00       |
| ADMINISTRATORS | PRINCIPAL-7605                      | BALDWIN, GREGORY        | 140,224.00     | 143,028.00       |
| ADMINISTRATORS | PRINCIPAL-7605                      | BANNON, ROSALYN         | 149,268.00     | 152,253.00       |
| ADMINISTRATORS | PRINCIPAL-7605                      | BELTON, VAL JEAN        | 156,255.00     | 159,380.00       |

\*This Staff Roster is reflective of staff who were working in the District for the 2018-2019 school year.

# Staff Roster

| Class Name     | Job Title                          | Name                      | Current Salary | 2019-2020 Salary |
|----------------|------------------------------------|---------------------------|----------------|------------------|
| ADMINISTRATORS | PRINCIPAL-7605                     | BLUE, MEDRIA              | 155,255.00     | 158,360.00       |
| ADMINISTRATORS | PRINCIPAL-7605                     | BONET-OJEDA, DANIEL       | 140,126.00     | 140,249.00       |
| ADMINISTRATORS | PRINCIPAL-7605                     | BONORA, MICHELLE          | 146,704.00     | 149,638.00       |
| ADMINISTRATORS | PRINCIPAL-7605                     | BROWN, CHERYL             | 150,268.00     | 153,273.00       |
| ADMINISTRATORS | PRINCIPAL-7605                     | BRUNSON, MONIQUE          | 149,268.00     | 152,253.00       |
| ADMINISTRATORS | PRINCIPAL-7605                     | CASS, TARA                | 147,363.00     | 150,310.00       |
| ADMINISTRATORS | PRINCIPAL-7605                     | COLEMAN, SEQUELLA         | 150,268.00     | 153,273.00       |
| ADMINISTRATORS | PRINCIPAL-7605                     | CONAWAY, LARRY            | 143,009.00     | 145,869.00       |
| ADMINISTRATORS | PRINCIPAL-7605                     | CORDERO, HERIBERTO        | 146,704.00     | 149,638.00       |
| ADMINISTRATORS | PRINCIPAL-7605                     | CROCCO, MICHAEL           | 149,060.00     | 152,130.00       |
| ADMINISTRATORS | PRINCIPAL-7605                     | DENEGRE, KRISTINA         | 149,268.00     | 152,253.00       |
| ADMINISTRATORS | PRINCIPAL-7605                     | DENICOLA, SUSAN           | 150,268.00     | 153,273.00       |
| ADMINISTRATORS | PRINCIPAL-7605                     | DAH, DAVID                | 146,223.00     | 146,310.00       |
| ADMINISTRATORS | PRINCIPAL-7605                     | FRANCO, PAMELA            | 149,268.00     | 152,253.00       |
| ADMINISTRATORS | PRINCIPAL-7605                     | GARCIA, ROSALIND          | 150,268.00     | 153,273.00       |
| ADMINISTRATORS | PRINCIPAL-7605                     | GETHINGS, MARGARET        | 150,268.00     | 150,268.00       |
| ADMINISTRATORS | PRINCIPAL-7605                     | GRATZ, REBECCA            | 142,009.00     | 144,849.00       |
| ADMINISTRATORS | PRINCIPAL-7605                     | JOHNSON, EDITH            | 155,047.00     | 158,148.00       |
| ADMINISTRATORS | PRINCIPAL-7605                     | JOHNSON, JOSEPH           | 144,670.00     | 147,563.00       |
| ADMINISTRATORS | PRINCIPAL-7605                     | JONES-GENERETTE, YOLANDA  | 149,268.00     | 152,253.00       |
| ADMINISTRATORS | PRINCIPAL-7605                     | JOYNER, MONICA            | 150,268.00     | 153,273.00       |
| ADMINISTRATORS | PRINCIPAL-7605                     | KALISZEWSKI, SANDRA       | 149,060.00     | 152,041.00       |
| ADMINISTRATORS | PRINCIPAL-7605                     | MATTERN, KATHLEEN         | 150,268.00     | 153,273.00       |
| ADMINISTRATORS | PRINCIPAL-7605                     | MENACHO, LUIS             | 149,268.00     | 152,253.00       |
| ADMINISTRATORS | PRINCIPAL-7605                     | MORRISON SMITH, SHANTA    | 149,060.00     | 152,041.00       |
| ADMINISTRATORS | PRINCIPAL-7605                     | NATALINO, DINA            | 147,483.00     | 147,483.00       |
| ADMINISTRATORS | PRINCIPAL-7605                     | NATHMAN, GRACE            | 150,268.00     | 153,273.00       |
| ADMINISTRATORS | PRINCIPAL-7605                     | PARRISH, ZAKIA            | 155,792.00     | 158,908.00       |
| ADMINISTRATORS | PRINCIPAL-7605                     | PERRONE, NICHOLAS         | 146,968.00     | 152,700.00       |
| ADMINISTRATORS | PRINCIPAL-7605                     | RAMOS, JAIME              | 149,268.00     | 152,253.00       |
| ADMINISTRATORS | PRINCIPAL-7605                     | ROBLEE, LAURA             | 146,223.00     | 151,955.00       |
| ADMINISTRATORS | PRINCIPAL-7605                     | RUSSELL BECK, KATHY       | 149,268.00     | 152,253.00       |
| ADMINISTRATORS | PRINCIPAL-7605                     | SPENCE, DIANNE            | 150,268.00     | 153,273.00       |
| ADMINISTRATORS | PRINCIPAL-7605                     | STANCARONE, LESLEY        | 150,268.00     | 153,273.00       |
| ADMINISTRATORS | PRINCIPAL-7605                     | TRUE, SHAWN               | 149,268.00     | 152,253.00       |
| ADMINISTRATORS | PRINCIPAL-7605                     | WEBB, JULIA               | 117,100.00     | 109,242.00       |
| ADMINISTRATORS | PRINCIPAL-7605                     | WORTHY, GLEN              | 155,255.00     | 158,360.00       |
| ADMINISTRATORS | SUP.-LANG. ARTS/READ12 MO-7640     | BRANTLEY, LYNN            | 150,268.00     | 153,273.00       |
| ADMINISTRATORS | SUPERVISOR ENGLISH LEARNERS-7619   | MENDIA, PEDRO             | 150,268.00     | 153,273.00       |
| ADMINISTRATORS | SUPERVISOR ENGLISH LEARNERS-7619   | RODRIGUEZ, CARMEN         | 150,268.00     | 153,273.00       |
| ADMINISTRATORS | SUPERVISOR FOREIGN LANGUAGES-7618  | HAXHI, JESSICA            | 150,268.00     | 153,273.00       |
| ADMINISTRATORS | SUPERVISOR MATHEMATICS-7620        | MATHEWS, KENNETH          | 150,268.00     | 153,273.00       |
| ADMINISTRATORS | SUPERVISOR OF MUSIC-7654           | MAUST, ELLEN              | 150,268.00     | 153,273.00       |
| ADMINISTRATORS | SUPERVISOR OF SCIENCE 12 MOS-7649  | THERRIEN, RICHARD         | 150,268.00     | 153,273.00       |
| ADMINISTRATORS | SUPERVISOR OF SOCIAL STUDIES-7637  | CATES-CLARK, SANDRA       | 149,268.00     | 152,253.00       |
| ADMINISTRATORS | SUPERVISOR PSYCHOLOGICAL SERV-7615 | CONCAS, MILVIA            | 150,268.00     | 153,273.00       |
| ADMINISTRATORS | SUPERVISOR SOCIAL WORK-7629        | SAMBERG-CHAMPION, JOHANNA | 140,126.00     | 142,929.00       |
| ADMINISTRATORS | SUPERVISOR SPECIAL EDUCATION-7622  | MELENDEZ, STACIE          | 144,105.00     | 150,268.00       |
| ADMINISTRATORS | SUPERVISOR SPECIAL EDUCATION-7622  | MOORE, PATRICIA           | 150,268.00     | 153,273.00       |
| ADMINISTRATORS | SUPERVISOR SPECIAL EDUCATION-7622  | PROANO SCHULMAN, EMMA     | 150,268.00     | 153,273.00       |
| ADMINISTRATORS | SUPERVISOR SPEECH AND HEARING-7623 | KING-HARRELL, GLYNIS      | 150,925.00     | 153,944.00       |
| ADMINISTRATORS | SUPR./STUDENT ASESMENT&LEARNI-7683 | SHERBAN, MICHELE          | 150,925.00     | 153,944.00       |
| ADMINISTRATORS | SUPR.YOUTH DEV.& ENGAGMENT-7682    | CAROLINA, KERMIT          | 155,047.00     | 158,148.00       |
| CLERICAL       | ACCOUNT CLERK I-6700               | CARPENTER-JONES, SHERI    | 37,664.00      | 38,606.00        |
| CLERICAL       | ACCOUNT CLERK IV-6702              | ALFORD, CARL              | 51,871.00      | 53,169.00        |
| CLERICAL       | ACCOUNT CLERK IV-6702              | AZUKAS, ROBERT            | 51,871.00      | 53,169.00        |
| CLERICAL       | ACCOUNT CLERK IV-6702              | BARNES, KAREN             | 51,871.00      | 53,169.00        |
| CLERICAL       | ACCOUNT CLERK IV-6702              | CONSIGLIO, CARMEL         | 51,871.00      | 53,169.00        |
| CLERICAL       | ACCOUNT CLERK IV-6702              | CRIMLEY, SIMRET           | 51,871.00      | 53,169.00        |
| CLERICAL       | ACCOUNT CLERK IV-6702              | D'ANGELO, JOANN           | 54,133.00      | 55,488.00        |

\*This Staff Roster is reflective of staff who were working in the District for the 2018-2019 school year.

# Staff Roster

| Class Name | Job Title                          | Name                      | Current Salary | 2019-2020 Salary |
|------------|------------------------------------|---------------------------|----------------|------------------|
| CLERICAL   | ACCOUNT CLERK IV-6702              | ESDAILLE, CHANTEL         | 51,871.00      | 53,169.00        |
| CLERICAL   | ACCOUNT CLERK IV-6702              | MARIONI, CHERYL           | 51,871.00      | 53,169.00        |
| CLERICAL   | ACCOUNT CLERK IV-6702              | MARSHALL, LUCINDA         | 51,871.00      | 53,169.00        |
| CLERICAL   | ACCOUNT CLERK IV-6702              | PALANGE, FRED             | 51,871.00      | 53,169.00        |
| CLERICAL   | ACCOUNT CLERK IV-6702              | PUNZO, JENNIFER           | 51,871.00      | 53,169.00        |
| CLERICAL   | ACCOUNT CLERK IV-6702              | RIVERA, LUZ               | 56,146.00      | 57,551.00        |
| CLERICAL   | ACCT CLERK IV (BOE)-6709           | PEREZ, MARIA              | 55,260.00      | 56,642.00        |
| CLERICAL   | BEHAVIORAL SPECIALIST-7353         | MARSHALL, MUHAMMAD        | 55,122.00      | 56,503.00        |
| CLERICAL   | BEHAVIORAL SPECIALIST-7353         | TUCKER, RODNEY            | 47,116.00      | 48,297.00        |
| CLERICAL   | BILING.CLERK TYPIST 10 MO BOE-6736 | GARCIA, XIOMARA           | 33,912.00      | 34,763.00        |
| CLERICAL   | BILING.CLERK TYPIST 10 MO BOE-6736 | PEREZ, NATASHA            | 33,912.00      | 34,763.00        |
| CLERICAL   | BILING.CLERK TYPIST 10 MO BOE-6736 | RAMIREZ, DIANA            | 33,912.00      | 34,763.00        |
| CLERICAL   | BILING.CLERK TYPIST 10 MO BOE-6736 | RODRIGUEZ, SHANTINA       | 33,912.00      | 34,763.00        |
| CLERICAL   | BILING.CLERK TYPIST 12 MO BOE-6737 | HERNANDEZ, ANA            | 40,697.00      | 41,715.00        |
| CLERICAL   | BILING.CLERK TYPIST 12 MO BOE-6737 | MUNOZ, JASMIN             | 40,697.00      | 41,715.00        |
| CLERICAL   | BILING.CLERK TYPIST 12 MO BOE-6737 | PEREZ, EDWIN              | 40,697.00      | 41,715.00        |
| CLERICAL   | BOARD OF ED. NURSE - 12 MOS-7347   | MONCREASE, JEANINE        | 67,946.00      | 69,306.00        |
| CLERICAL   | BOE NURSE 10 MOS. A200-7354        | LAZARUS, NYESHA           | 51,242.00      | 52,266.00        |
| CLERICAL   | CHIEF CLERK-6705                   | GARRETT, LISA             | 44,267.00      | 45,375.00        |
| CLERICAL   | CLERK TYPIST 10 MONTH BOE-6707     | BERRY, JAMESA             | 33,912.00      | 34,763.00        |
| CLERICAL   | CLERK TYPIST 10 MONTH BOE-6707     | BLOWES, SHAWN             | 33,912.00      | 34,763.00        |
| CLERICAL   | CLERK TYPIST 10 MONTH BOE-6707     | CAMPBELL, THERESA         | 33,912.00      | 34,763.00        |
| CLERICAL   | CLERK TYPIST 10 MONTH BOE-6707     | DABNEY, JACINTA           | 33,912.00      | 34,763.00        |
| CLERICAL   | CLERK TYPIST 10 MONTH BOE-6707     | DELEON, EVELYN            | 35,399.00      | 36,287.00        |
| CLERICAL   | CLERK TYPIST 10 MONTH BOE-6707     | DELEON, EVELYN            | 35,399.00      | 36,287.00        |
| CLERICAL   | CLERK TYPIST 10 MONTH BOE-6707     | FLOWERS, TERESA           | 33,912.00      | 34,763.00        |
| CLERICAL   | CLERK TYPIST 10 MONTH BOE-6707     | GAUDIOSO, PATRICIA        | 36,888.00      | 37,813.00        |
| CLERICAL   | CLERK TYPIST 10 MONTH BOE-6707     | GLENN, DIANE              | 40,200.00      | 41,208.00        |
| CLERICAL   | CLERK TYPIST 10 MONTH BOE-6707     | GREEN, PAMELA             | 33,912.00      | 34,763.00        |
| CLERICAL   | CLERK TYPIST 10 MONTH BOE-6707     | GREY, CRYSTAL             | 33,912.00      | 34,763.00        |
| CLERICAL   | CLERK TYPIST 10 MONTH BOE-6707     | HENDERSON, DEBORAH        | 33,912.00      | 34,763.00        |
| CLERICAL   | CLERK TYPIST 10 MONTH BOE-6707     | HINTON, KATHEASHA         | 33,912.00      | 34,763.00        |
| CLERICAL   | CLERK TYPIST 10 MONTH BOE-6707     | HORTON, DIANE             | 33,912.00      | 34,763.00        |
| CLERICAL   | CLERK TYPIST 10 MONTH BOE-6707     | JOHNSON, RAEHELLE         | 33,912.00      | 34,763.00        |
| CLERICAL   | CLERK TYPIST 10 MONTH BOE-6707     | KELLY, WATHIA             | 33,912.00      | 34,763.00        |
| CLERICAL   | CLERK TYPIST 10 MONTH BOE-6707     | MALDONADO, CARMEN         | 39,096.00      | 40,076.00        |
| CLERICAL   | CLERK TYPIST 10 MONTH BOE-6707     | MAUHS, ANNA MARIA         | 33,912.00      | 34,763.00        |
| CLERICAL   | CLERK TYPIST 10 MONTH BOE-6707     | MCKENZIE, JANICE          | 40,200.00      | 41,208.00        |
| CLERICAL   | CLERK TYPIST 10 MONTH BOE-6707     | MYERS, CHERYL             | 33,912.00      | 34,763.00        |
| CLERICAL   | CLERK TYPIST 10 MONTH BOE-6707     | NICHOLS, ALEXIS           | 33,912.00      | 34,763.00        |
| CLERICAL   | CLERK TYPIST 10 MONTH BOE-6707     | O'GRADY, HEATHER          | 33,912.00      | 34,763.00        |
| CLERICAL   | CLERK TYPIST 10 MONTH BOE-6707     | ORMOND-HOUSTON, TRACIE    | 33,912.00      | 34,763.00        |
| CLERICAL   | CLERK TYPIST 10 MONTH BOE-6707     | PAGANI, AMY               | 33,912.00      | 34,763.00        |
| CLERICAL   | CLERK TYPIST 10 MONTH BOE-6707     | PATTERSON-JOHNSON, MONICA | 33,912.00      | 34,763.00        |
| CLERICAL   | CLERK TYPIST 10 MONTH BOE-6707     | PERRY-LAMBERT, EVA        | 33,912.00      | 34,763.00        |
| CLERICAL   | CLERK TYPIST 10 MONTH BOE-6707     | PINA-MORRIS, LINDA        | 33,912.00      | 34,763.00        |
| CLERICAL   | CLERK TYPIST 10 MONTH BOE-6707     | PROVITE, CYNTHIA          | 33,912.00      | 34,763.00        |
| CLERICAL   | CLERK TYPIST 10 MONTH BOE-6707     | ROLDAN, ZULMA             | 36,141.00      | 37,048.00        |
| CLERICAL   | CLERK TYPIST 10 MONTH BOE-6707     | SEARD, ROBIN              | 36,888.00      | 37,813.00        |
| CLERICAL   | CLERK TYPIST 10 MONTH BOE-6707     | VAN ET TEN, VALERIE       | 33,912.00      | 34,763.00        |
| CLERICAL   | CLERK TYPIST 10 MONTH BOE-6707     | WILLIAMS, ALISA           | 40,200.00      | 41,208.00        |
| CLERICAL   | CLERK TYPIST 10 MONTH BOE-6707     | WRIGHT, DENISE            | 33,912.00      | 34,763.00        |
| CLERICAL   | CLERK TYPIST 12 MONTHS BOE-6708    | AMIN, DYASHA              | 40,697.00      | 41,715.00        |
| CLERICAL   | CLERK TYPIST 12 MONTHS BOE-6708    | ANGELONE, ELIZABETH       | 40,697.00      | 41,715.00        |
| CLERICAL   | CLERK TYPIST 12 MONTHS BOE-6708    | ATKINSON, ANNA            | 48,242.00      | 49,449.00        |
| CLERICAL   | CLERK TYPIST 12 MONTHS BOE-6708    | BERDIEL, ELVA             | 44,267.00      | 45,375.00        |
| CLERICAL   | CLERK TYPIST 12 MONTHS BOE-6708    | BUNTING, SHARON           | 40,697.00      | 41,715.00        |
| CLERICAL   | CLERK TYPIST 12 MONTHS BOE-6708    | BURGOS, LUZ               | 40,697.00      | 41,715.00        |
| CLERICAL   | CLERK TYPIST 12 MONTHS BOE-6708    | CAPPIELLO, MICHELE        | 48,242.00      | 49,449.00        |
| CLERICAL   | CLERK TYPIST 12 MONTHS BOE-6708    | CAROLINA, DAISY           | 40,697.00      | 41,715.00        |

\*This Staff Roster is reflective of staff who were working in the District for the 2018-2019 school year.

# Staff Roster

| Class Name | Job Title                           | Name                   | Current Salary | 2019-2020 Salary |
|------------|-------------------------------------|------------------------|----------------|------------------|
| CLERICAL   | CLERK TYPIST 12 MONTHS BOE-6708     | DELFI, DEBBIE          | 40,697.00      | 41,715.00        |
| CLERICAL   | CLERK TYPIST 12 MONTHS BOE-6708     | DOUGLAS, TAMIKA        | 40,697.00      | 41,715.00        |
| CLERICAL   | CLERK TYPIST 12 MONTHS BOE-6708     | ECHEVARRIA, CARMEN     | 40,697.00      | 41,715.00        |
| CLERICAL   | CLERK TYPIST 12 MONTHS BOE-6708     | FORTIER, JANET         | 40,697.00      | 41,715.00        |
| CLERICAL   | CLERK TYPIST 12 MONTHS BOE-6708     | GIANNELLI, SUSAN       | 40,697.00      | 41,715.00        |
| CLERICAL   | CLERK TYPIST 12 MONTHS BOE-6708     | GILLIAM, SONYA         | 40,697.00      | 41,715.00        |
| CLERICAL   | CLERK TYPIST 12 MONTHS BOE-6708     | GONZALEZ, LEUNAMMARIE  | 40,697.00      | 41,715.00        |
| CLERICAL   | CLERK TYPIST 12 MONTHS BOE-6708     | GRIFFIN, GAIL          | 40,697.00      | 41,715.00        |
| CLERICAL   | CLERK TYPIST 12 MONTHS BOE-6708     | HARRIS, BLANCHE        | 48,242.00      | 49,449.00        |
| CLERICAL   | CLERK TYPIST 12 MONTHS BOE-6708     | HARVIN, STEPHANIE      | 40,697.00      | 41,715.00        |
| CLERICAL   | CLERK TYPIST 12 MONTHS BOE-6708     | JOHNSON, CYNTHIA       | 40,697.00      | 41,715.00        |
| CLERICAL   | CLERK TYPIST 12 MONTHS BOE-6708     | JOHNSON, TIJUANA       | 40,697.00      | 41,715.00        |
| CLERICAL   | CLERK TYPIST 12 MONTHS BOE-6708     | JONES, AUBRY           | 48,242.00      | 49,449.00        |
| CLERICAL   | CLERK TYPIST 12 MONTHS BOE-6708     | LAWTON, CELESTINE      | 40,697.00      | 41,715.00        |
| CLERICAL   | CLERK TYPIST 12 MONTHS BOE-6708     | LOVE, SHIRLEY          | 40,697.00      | 41,715.00        |
| CLERICAL   | CLERK TYPIST 12 MONTHS BOE-6708     | MASE, BETTY            | 40,697.00      | 41,715.00        |
| CLERICAL   | CLERK TYPIST 12 MONTHS BOE-6708     | MCCRAY, TYREE          | 40,697.00      | 41,715.00        |
| CLERICAL   | CLERK TYPIST 12 MONTHS BOE-6708     | MERCADO, RAQUEL        | 40,697.00      | 41,715.00        |
| CLERICAL   | CLERK TYPIST 12 MONTHS BOE-6708     | MOBLEY, CHARLENE       | 48,242.00      | 49,449.00        |
| CLERICAL   | CLERK TYPIST 12 MONTHS BOE-6708     | NEGRON, SUSANNA        | 40,697.00      | 41,715.00        |
| CLERICAL   | CLERK TYPIST 12 MONTHS BOE-6708     | ORMOND, STACIE         | 40,697.00      | 41,715.00        |
| CLERICAL   | CLERK TYPIST 12 MONTHS BOE-6708     | RILEY, ANGELA          | 40,697.00      | 41,715.00        |
| CLERICAL   | CLERK TYPIST 12 MONTHS BOE-6708     | RODRIGUEZ, IRMA        | 48,242.00      | 49,449.00        |
| CLERICAL   | CLERK TYPIST 12 MONTHS BOE-6708     | RODRIGUEZ, MARIA       | 40,697.00      | 41,715.00        |
| CLERICAL   | CLERK TYPIST 12 MONTHS BOE-6708     | RUSZCZYK, VIRGINIA     | 40,697.00      | 41,715.00        |
| CLERICAL   | CLERK TYPIST 12 MONTHS BOE-6708     | STEWART, JAMIE         | 45,593.00      | 46,734.00        |
| CLERICAL   | CLERK TYPIST 12 MONTHS BOE-6708     | SYKES, SHANTE          | 40,697.00      | 41,715.00        |
| CLERICAL   | CLERK TYPIST 12 MONTHS BOE-6708     | TOLSON, SHERYL         | 48,242.00      | 49,449.00        |
| CLERICAL   | CLERK TYPIST 12 MONTHS BOE-6708     | VARGAS, TYISHA         | 40,697.00      | 41,715.00        |
| CLERICAL   | CLERK TYPIST 12 MONTHS BOE-6708     | VASQUEZ, LORRAINE      | 40,697.00      | 41,715.00        |
| CLERICAL   | CLERK TYPIST 12 MONTHS BOE-6708     | WALKER, RHONDA         | 40,697.00      | 41,715.00        |
| CLERICAL   | CLERK TYPIST 12 MONTHS BOE-6708     | WALTON, CONSTANCE      | 40,697.00      | 41,715.00        |
| CLERICAL   | CLERK TYPIST 12 MONTHS BOE-6708     | WILLIAMSON, WILHELMINA | 48,242.00      | 49,449.00        |
| CLERICAL   | CLERK TYPIST 12 MONTHS BOE-6708     | WORTHY, RITA           | 48,242.00      | 49,449.00        |
| CLERICAL   | DATA CONTROL CLERK-6378             | ADKINS, JORDAN         | 40,548.00      | 41,563.00        |
| CLERICAL   | DROP OUT PREVENTION (261 DAYS)-7329 | AFANADOR, LUZ          | 43,371.00      | 44,457.00        |
| CLERICAL   | DROP OUT PREVENTION (261 DAYS)-7329 | ARROYO, RAMONITA       | 43,371.00      | 44,457.00        |
| CLERICAL   | DROP OUT PREVENTION (261 DAYS)-7329 | ATKINSON, RONALD       | 46,935.00      | 48,109.00        |
| CLERICAL   | DROP OUT PREVENTION (261 DAYS)-7329 | CARTHENS, EARL         | 46,935.00      | 48,109.00        |
| CLERICAL   | DROP OUT PREVENTION (261 DAYS)-7329 | CRESPO, MELVIN         | 46,935.00      | 48,109.00        |
| CLERICAL   | DROP OUT PREVENTION (261 DAYS)-7329 | DUPREE, D'ANDRE        | 46,935.00      | 48,109.00        |
| CLERICAL   | DROP OUT PREVENTION (261 DAYS)-7329 | FLORES, JENE           | 43,371.00      | 44,457.00        |
| CLERICAL   | DROP OUT PREVENTION (261 DAYS)-7329 | FOX, MICHAEL           | 43,371.00      | 44,457.00        |
| CLERICAL   | DROP OUT PREVENTION (261 DAYS)-7329 | MOODY, AARON           | 43,371.00      | 44,457.00        |
| CLERICAL   | DROP OUT PREVENTION (261 DAYS)-7329 | MYRICK, JAMARR         | 43,371.00      | 44,457.00        |
| CLERICAL   | DROP OUT PREVENTION (261 DAYS)-7329 | NEWTON, JAMES          | 46,935.00      | 48,109.00        |
| CLERICAL   | DROP OUT PREVENTION (261 DAYS)-7329 | SEPULVEDA, MICHELLE    | 43,371.00      | 44,457.00        |
| CLERICAL   | DROP OUT PREVENTION (261 DAYS)-7329 | SLADE, REGINALD        | 46,935.00      | 48,109.00        |
| CLERICAL   | DROP OUT PREVENTION (261 DAYS)-7329 | SUTTON, CECIL          | 43,371.00      | 44,457.00        |
| CLERICAL   | DROP OUT PREVENTION (261 DAYS)-7329 | TORRES, DANIA          | 43,371.00      | 44,457.00        |
| CLERICAL   | DROP OUT PREVENTION (261 DAYS)-7329 | WALLACE-HOWARD, HOPE   | 46,935.00      | 48,109.00        |
| CLERICAL   | FAMILY EDUCATOR 10 MONTHS-7324      | NKRUMAH, SHANNON       | 37,993.00      | 38,945.00        |
| CLERICAL   | FAMILY EDUCATOR 10 MONTHS-7324      | RODRIGUEZ, VALERIE     | 33,912.00      | 34,763.00        |
| CLERICAL   | FAMILY EDUCATOR 12 MONTHS-5742      | YOUNG, KEITH           | 40,697.00      | 41,715.00        |
| CLERICAL   | IN HOUSE SUSPENSION WORKER-7322     | BAINES, TAMIKA         | 41,813.00      | 42,861.00        |
| CLERICAL   | IN HOUSE SUSPENSION WORKER-7322     | BREVARD, DERRICK       | 41,813.00      | 42,861.00        |
| CLERICAL   | IN HOUSE SUSPENSION WORKER-7322     | CATES, LARRY           | 44,638.00      | 45,757.00        |
| CLERICAL   | IN HOUSE SUSPENSION WORKER-7322     | COTTEN, JONATHAN       | 41,813.00      | 42,861.00        |
| CLERICAL   | IN HOUSE SUSPENSION WORKER-7322     | FORD, BRIDGETTE        | 44,638.00      | 45,757.00        |
| CLERICAL   | IN HOUSE SUSPENSION WORKER-7322     | GRIFFIN, WILLIAM       | 44,638.00      | 45,757.00        |

\*This Staff Roster is reflective of staff who were working in the District for the 2018-2019 school year.



# Staff Roster

| Class Name | Job Title                           | Name                    | Current Salary | 2019-2020 Salary |
|------------|-------------------------------------|-------------------------|----------------|------------------|
| CLERICAL   | IN HOUSE SUSPENSION WORKER-7322     | HAWLEY-STEWART, CATRINA | 41,813.00      | 42,861.00        |
| CLERICAL   | IN HOUSE SUSPENSION WORKER-7322     | HUCKABEY, JAMES         | 41,813.00      | 42,861.00        |
| CLERICAL   | IN HOUSE SUSPENSION WORKER-7322     | JEFFERSON, STEPHEN      | 44,638.00      | 45,757.00        |
| CLERICAL   | IN HOUSE SUSPENSION WORKER-7322     | KELLEY, LARRY           | 44,638.00      | 45,757.00        |
| CLERICAL   | IN HOUSE SUSPENSION WORKER-7322     | LECOINTE, RONALD        | 44,638.00      | 45,757.00        |
| CLERICAL   | IN HOUSE SUSPENSION WORKER-7322     | LINDSAY, DESIREE        | 41,813.00      | 42,861.00        |
| CLERICAL   | IN HOUSE SUSPENSION WORKER-7322     | ROBINSON, DWIGHT        | 44,638.00      | 45,757.00        |
| CLERICAL   | IN HOUSE SUSPENSION WORKER-7322     | SMITH, ROBERT           | 41,813.00      | 42,861.00        |
| CLERICAL   | IN HOUSE SUSPENSION WORKER-7322     | TILLEY, VALERIE         | 41,813.00      | 42,861.00        |
| CLERICAL   | IN HOUSE SUSPENSION WORKER-7322     | WRIGHT, JAMES           | 41,813.00      | 42,861.00        |
| CLERICAL   | MAGNET SCHOOL RECRUIT SPEC.-6710    | CHICOSKI, LAUREN        | 43,371.00      | 44,457.00        |
| CLERICAL   | MAGNET SCHOOL RECRUIT SPEC.-6710    | HARVIN, BRIA            | 43,371.00      | 44,457.00        |
| CLERICAL   | MAGNET SCHOOL RECRUIT SPEC.-6710    | STEVENSON, JIMENA       | 43,371.00      | 44,457.00        |
| CLERICAL   | MAIL CLERK-6713                     | BRADLEY, SHELLEY        | 44,243.00      | 45,350.00        |
| CLERICAL   | NUTRITION/DIETICIAN ASSISTANT-6738  | GALAN, JENNIFER         | 46,787.00      | 47,957.00        |
| CLERICAL   | RECEPTIONIST/TYPIST-6716            | ANASTASIO, MICHELE      | 41,647.00      | 42,690.00        |
| CLERICAL   | SCHOOL HEALTH ASSISTANT 10 MOS-6725 | ACETY, ALEJANDRO        | 25,732.00      | 26,377.00        |
| CLERICAL   | SCHOOL HEALTH ASSISTANT 10 MOS-6725 | APPIADU-ANTWI, MARGARET | 25,732.00      | 26,377.00        |
| CLERICAL   | SCHOOL HEALTH ASSISTANT 10 MOS-6725 | HILL, TANISHA           | 25,732.00      | 26,377.00        |
| CLERICAL   | SCHOOL HEALTH ASSISTANT 10 MOS-6725 | LENNON, RICHARD         | 25,732.00      | 26,377.00        |
| CLERICAL   | SCHOOL HEALTH ASSISTANT 10 MOS-6725 | LION, HELENE            | 25,732.00      | 26,377.00        |
| CLERICAL   | SCHOOL HEALTH ASSISTANT 10 MOS-6725 | PONZIO, LAURA           | 25,732.00      | 26,377.00        |
| CLERICAL   | SCHOOL HEALTH ASSISTANT 10 MOS-6725 | SANTIAGO, NICOLE        | 25,732.00      | 26,377.00        |
| CLERICAL   | SOCIAL WORKER 10 MONTHS-5563        | BROGDON, ARLICE         | 37,629.00      | 38,572.00        |
| CLERICAL   | SOCIAL WORKER 10 MONTHS-5563        | CARPENTER, MARGARET     | 37,629.00      | 38,572.00        |
| CLERICAL   | SOCIAL WORKER 10 MONTHS-5563        | CARSON, MARILYN         | 37,629.00      | 38,572.00        |
| CLERICAL   | SOCIAL WORKER 10 MONTHS-5563        | LANGLEY, LISA           | 42,497.00      | 43,562.00        |
| CLERICAL   | SOCIAL WORKER 12 MONTHS-7326        | BRADFORD, SHARON        | 43,371.00      | 44,457.00        |
| CLERICAL   | SOCIAL WORKER 12 MONTHS-7326        | LOPEZ-BRODERICK, LUZ    | 43,371.00      | 44,457.00        |
| CUSTODIANS | ASSISTANT BUILDING MANAGER-7517     | ADINOLFI, SALVATORE     | 50,614.00      | 50,616.00        |
| CUSTODIANS | ASSISTANT BUILDING MANAGER-7517     | ANDERSON, JOHN          | 50,614.00      | 50,616.00        |
| CUSTODIANS | ASSISTANT BUILDING MANAGER-7517     | BARROS, BRUCE           | 50,614.00      | 50,616.00        |
| CUSTODIANS | ASSISTANT BUILDING MANAGER-7517     | BELL, RODNEY            | 50,614.00      | 50,616.00        |
| CUSTODIANS | ASSISTANT BUILDING MANAGER-7517     | BENSON, HENRY           | 50,614.00      | 50,616.00        |
| CUSTODIANS | ASSISTANT BUILDING MANAGER-7517     | BETTENCOURT, JAY        | 50,614.00      | 50,616.00        |
| CUSTODIANS | ASSISTANT BUILDING MANAGER-7517     | BIVENS, MAHAGANY        | 50,614.00      | 50,616.00        |
| CUSTODIANS | ASSISTANT BUILDING MANAGER-7517     | BRANTLEY, JACQUELINE    | 50,614.00      | 50,616.00        |
| CUSTODIANS | ASSISTANT BUILDING MANAGER-7517     | BRAY, KAHSON            | 50,614.00      | 50,616.00        |
| CUSTODIANS | ASSISTANT BUILDING MANAGER-7517     | BUNNELL, MICHAEL        | 50,614.00      | 50,616.00        |
| CUSTODIANS | ASSISTANT BUILDING MANAGER-7517     | CAPONE, FRED            | 50,614.00      | 50,616.00        |
| CUSTODIANS | ASSISTANT BUILDING MANAGER-7517     | CARUTHERS, PAUL         | 50,614.00      | 50,616.00        |
| CUSTODIANS | ASSISTANT BUILDING MANAGER-7517     | DUNKLEY, RENO           | 50,614.00      | 50,616.00        |
| CUSTODIANS | ASSISTANT BUILDING MANAGER-7517     | FUNARO, MARC            | 50,614.00      | 50,616.00        |
| CUSTODIANS | ASSISTANT BUILDING MANAGER-7517     | GIANNATTASIO, PAUL      | 50,614.00      | 50,616.00        |
| CUSTODIANS | ASSISTANT BUILDING MANAGER-7517     | GILFORD, JAVIER         | 50,614.00      | 50,616.00        |
| CUSTODIANS | ASSISTANT BUILDING MANAGER-7517     | HOWARD, ALEXANDER       | 50,614.00      | 50,616.00        |
| CUSTODIANS | ASSISTANT BUILDING MANAGER-7517     | LIBRETTI, ANTIM         | 50,614.00      | 50,616.00        |
| CUSTODIANS | ASSISTANT BUILDING MANAGER-7517     | LIPKA, ROBERT           | 50,614.00      | 50,616.00        |
| CUSTODIANS | ASSISTANT BUILDING MANAGER-7517     | MC CORMACK, JOHN        | 50,614.00      | 50,616.00        |
| CUSTODIANS | ASSISTANT BUILDING MANAGER-7517     | MORGILLO, JOSEPH        | 50,614.00      | 50,616.00        |
| CUSTODIANS | ASSISTANT BUILDING MANAGER-7517     | MORGILLO, LOUIS         | 50,614.00      | 50,616.00        |
| CUSTODIANS | ASSISTANT BUILDING MANAGER-7517     | NAYLOR, ANDREW          | 50,614.00      | 50,616.00        |
| CUSTODIANS | ASSISTANT BUILDING MANAGER-7517     | NIEVES, ISHAR           | 50,614.00      | 50,616.00        |
| CUSTODIANS | ASSISTANT BUILDING MANAGER-7517     | NORMAN, FRANKIE         | 50,614.00      | 50,616.00        |
| CUSTODIANS | ASSISTANT BUILDING MANAGER-7517     | O'CONNOR, PATRICK       | 50,614.00      | 50,616.00        |
| CUSTODIANS | ASSISTANT BUILDING MANAGER-7517     | RAY-TASCO, ASHLEY       | 50,614.00      | 50,616.00        |
| CUSTODIANS | ASSISTANT BUILDING MANAGER-7517     | RIVERA, MARCELINO       | 50,614.00      | 50,616.00        |
| CUSTODIANS | ASSISTANT BUILDING MANAGER-7517     | RIVERA, SAMUEL          | 50,614.00      | 50,616.00        |
| CUSTODIANS | ASSISTANT BUILDING MANAGER-7517     | RIVERA-ALCAZAR, ALFREDO | 50,614.00      | 50,616.00        |
| CUSTODIANS | ASSISTANT BUILDING MANAGER-7517     | SANTIAGO, NEFTALI       | 50,614.00      | 50,616.00        |

\*This Staff Roster is reflective of staff who were working in the District for the 2018-2019 school year.

# Staff Roster

| Class Name | Job Title                       | Name                  | Current Salary | 2019-2020 Salary |
|------------|---------------------------------|-----------------------|----------------|------------------|
| CUSTODIANS | ASSISTANT BUILDING MANAGER-7517 | SMITH, JASON          | 50,614.00      | 50,616.00        |
| CUSTODIANS | ASSISTANT BUILDING MANAGER-7517 | STANLEY, COREY        | 50,614.00      | 50,616.00        |
| CUSTODIANS | ASSISTANT BUILDING MANAGER-7517 | TATE, JAMES           | 50,614.00      | 50,616.00        |
| CUSTODIANS | ASSISTANT BUILDING MANAGER-7517 | TURCIO, DAVID         | 50,614.00      | 50,616.00        |
| CUSTODIANS | ASSISTANT BUILDING MANAGER-7517 | VERGATI, KEVIN        | 50,614.00      | 50,616.00        |
| CUSTODIANS | ASSISTANT BUILDING MANAGER-7517 | VILLECCO, GERALD      | 50,614.00      | 50,616.00        |
| CUSTODIANS | ASSISTANT BUILDING MANAGER-7517 | WHITE, DUANE          | 50,614.00      | 50,616.00        |
| CUSTODIANS | ASSISTANT BUILDING MANAGER-7517 | WRIGHT, RANDY         | 50,614.00      | 50,616.00        |
| CUSTODIANS | B.O.E. MAINTENANCE FLOATER-7523 | COUNSEL, ALVIN        | 45,468.00      | 45,469.00        |
| CUSTODIANS | B.O.E. MAINTENANCE FLOATER-7523 | JENKINS, FREDERICK    | 45,468.00      | 45,469.00        |
| CUSTODIANS | B.O.E. MAINTENANCE FLOATER-7523 | LANGLEY, AKWASHA      | 45,468.00      | 45,469.00        |
| CUSTODIANS | B.O.E. MAINTENANCE FLOATER-7523 | MORA, MIGUEL          | 45,468.00      | 45,469.00        |
| CUSTODIANS | B.O.E. MAINTENANCE FLOATER-7523 | NACLERIO, RICHARD     | 45,468.00      | 45,469.00        |
| CUSTODIANS | B.O.E. MAINTENANCE FLOATER-7523 | RODRIGUEZ, GAVIN      | 45,468.00      | 45,469.00        |
| CUSTODIANS | B.O.E. MAINTENANCE FLOATER-7523 | WOODSON, LANECE       | 45,468.00      | 45,469.00        |
| CUSTODIANS | BUILDING MANAGER-7515           | ALTIERI, LICIA        | 56,805.00      | 56,806.00        |
| CUSTODIANS | BUILDING MANAGER-7515           | BARHAM, LAMONT        | 56,805.00      | 56,806.00        |
| CUSTODIANS | BUILDING MANAGER-7515           | BLAIR, MICHAEL        | 56,805.00      | 56,806.00        |
| CUSTODIANS | BUILDING MANAGER-7515           | BOHANNON, MARK        | 56,805.00      | 56,806.00        |
| CUSTODIANS | BUILDING MANAGER-7515           | BONTATIBUS, JOHN      | 56,805.00      | 56,806.00        |
| CUSTODIANS | BUILDING MANAGER-7515           | BORELLI, JOSEPH       | 56,805.00      | 56,806.00        |
| CUSTODIANS | BUILDING MANAGER-7515           | BRANTLEY, LUCINDA     | 56,805.00      | 56,806.00        |
| CUSTODIANS | BUILDING MANAGER-7515           | BUSH, WAYNE           | 56,805.00      | 56,806.00        |
| CUSTODIANS | BUILDING MANAGER-7515           | CONFORTE, ANTHONY     | 56,805.00      | 56,806.00        |
| CUSTODIANS | BUILDING MANAGER-7515           | DE BARROS, ANTOINETTE | 56,805.00      | 56,806.00        |
| CUSTODIANS | BUILDING MANAGER-7515           | DE MAYO, JESSE        | 56,805.00      | 56,806.00        |
| CUSTODIANS | BUILDING MANAGER-7515           | DELUCIA, THOMAS       | 56,805.00      | 56,806.00        |
| CUSTODIANS | BUILDING MANAGER-7515           | DONOHUE, FRANK        | 56,805.00      | 56,806.00        |
| CUSTODIANS | BUILDING MANAGER-7515           | GRIFFIN, DEON         | 56,805.00      | 56,806.00        |
| CUSTODIANS | BUILDING MANAGER-7515           | HAROLD, TRINA         | 56,805.00      | 56,806.00        |
| CUSTODIANS | BUILDING MANAGER-7515           | HOWARD, THOMAS        | 56,805.00      | 56,806.00        |
| CUSTODIANS | BUILDING MANAGER-7515           | JACKSON, VICTOR       | 56,805.00      | 56,806.00        |
| CUSTODIANS | BUILDING MANAGER-7515           | LAMBERTI, DAVID       | 56,805.00      | 56,806.00        |
| CUSTODIANS | BUILDING MANAGER-7515           | LEE, JAMES            | 56,805.00      | 56,806.00        |
| CUSTODIANS | BUILDING MANAGER-7515           | LEVENDUSKI, THOMAS    | 56,805.00      | 56,806.00        |
| CUSTODIANS | BUILDING MANAGER-7515           | LEWIS, BENNIE         | 56,805.00      | 56,806.00        |
| CUSTODIANS | BUILDING MANAGER-7515           | LEWIS, FRANK          | 56,805.00      | 56,806.00        |
| CUSTODIANS | BUILDING MANAGER-7515           | MARTIN, JARED         | 56,805.00      | 56,806.00        |
| CUSTODIANS | BUILDING MANAGER-7515           | MCCELVEEN, BYRON      | 56,805.00      | 56,806.00        |
| CUSTODIANS | BUILDING MANAGER-7515           | MEANS, DARNELL        | 56,805.00      | 56,806.00        |
| CUSTODIANS | BUILDING MANAGER-7515           | MELENDEZ, ALEJANDRO   | 56,805.00      | 56,806.00        |
| CUSTODIANS | BUILDING MANAGER-7515           | O'CONNOR, PATRICK     | 56,805.00      | 56,806.00        |
| CUSTODIANS | BUILDING MANAGER-7515           | OLIVER, LARRY         | 56,805.00      | 56,806.00        |
| CUSTODIANS | BUILDING MANAGER-7515           | PAPPACODA, LOUIS      | 56,805.00      | 56,806.00        |
| CUSTODIANS | BUILDING MANAGER-7515           | PERVIS, BRIAN         | 56,805.00      | 56,806.00        |
| CUSTODIANS | BUILDING MANAGER-7515           | PISCOPO, DOMINIC      | 56,805.00      | 56,806.00        |
| CUSTODIANS | BUILDING MANAGER-7515           | PORTO, ANDREW         | 56,805.00      | 56,806.00        |
| CUSTODIANS | BUILDING MANAGER-7515           | PORTO, MICHAEL        | 56,805.00      | 56,806.00        |
| CUSTODIANS | BUILDING MANAGER-7515           | RIVAS, REINALDO       | 56,805.00      | 56,806.00        |
| CUSTODIANS | BUILDING MANAGER-7515           | SAEZ, ANNA            | 56,805.00      | 56,806.00        |
| CUSTODIANS | BUILDING MANAGER-7515           | SCIROCCO, PASQUALE    | 56,805.00      | 56,806.00        |
| CUSTODIANS | BUILDING MANAGER-7515           | TERRACE, MICHAEL      | 56,805.00      | 56,806.00        |
| CUSTODIANS | BUILDING MANAGER-7515           | TOMASO, CHARLES       | 56,805.00      | 56,806.00        |
| CUSTODIANS | BUILDING MANAGER-7515           | TONDALO, DENNIS       | 56,805.00      | 56,806.00        |
| CUSTODIANS | BUILDING MANAGER-7515           | TORRES, DAVID         | 56,805.00      | 56,806.00        |
| CUSTODIANS | BUILDING MANAGER-7515           | WOODSON, KENNETH      | 56,805.00      | 56,806.00        |
| CUSTODIANS | TRUCK DRIVER EDUCATION-7507     | AMODIO, PASQUALE      | 51,187.00      | 51,188.00        |
| CUSTODIANS | TRUCK DRIVER EDUCATION-7507     | BARBARA, ANDREW       | 51,187.00      | 51,188.00        |
| CUSTODIANS | TRUCK DRIVER EDUCATION-7507     | CLOUGH, MICHAEL       | 51,187.00      | 51,188.00        |
| CUSTODIANS | TRUCK DRIVER EDUCATION-7507     | DEMATTEO, SALVATORE   | 51,187.00      | 51,188.00        |

\*This Staff Roster is reflective of staff who were working in the District for the 2018-2019 school year.

# Staff Roster

| Class Name           | Job Title                           | Name                   | Current Salary | 2019-2020 Salary |
|----------------------|-------------------------------------|------------------------|----------------|------------------|
| CUSTODIANS           | TRUCK DRIVER EDUCATION-7507         | DIBIASO, DOMINIC       | 51,187.00      | 51,188.00        |
| CUSTODIANS           | TRUCK DRIVER EDUCATION-7507         | FERRETTI, PAUL         | 51,187.00      | 51,188.00        |
| CUSTODIANS           | TRUCK DRIVER EDUCATION-7507         | GRAY, VENCENT          | 51,187.00      | 51,188.00        |
| CUSTODIANS           | TRUCK DRIVER EDUCATION-7507         | MARTIN, MARC           | 51,187.00      | 51,188.00        |
| CUSTODIANS           | TRUCK DRIVER EDUCATION-7507         | RAUCCI, SALVATORE      | 51,187.00      | 51,188.00        |
| CUSTODIANS           | TRUCK DRIVER EDUCATION-7507         | VESSICCHIO, RAYMOND    | 51,187.00      | 51,188.00        |
| EXEC. ADMINISTRATORS | ASSISTANT SUPERINTENDENT-7602       | WHYTE, PAUL            | 165,000.00     | 165,000.00       |
| EXEC. ADMINISTRATORS | CHIEF OF YOUTH, FAM.&COM.ENGAG-7664 | JOSEPH LUMPKIN, GEMMA  | 146,841.00     | 149,778.00       |
| EXEC. ADMINISTRATORS | CHIEF OPERATING OFFICER-EDUCAT-0910 | CLARK, WILLIAM         | 169,375.00     | 172,762.00       |
| EXEC. ADMINISTRATORS | DEPUTY SUPERINTENDENT-7601          | VELAZQUEZ, IVELISE     | 175,000.00     | 175,000.00       |
| EXEC. ADMINISTRATORS | DIR HUMAN RES. & LABOR RELATIO-7699 | MACK, LISA             | 142,800.00     | 145,656.00       |
| EXEC. ADMINISTRATORS | DIRECTOR OF FOOD SERVICES-0983      | CAIRNS SHARRY, GAIL    | 132,490.00     | 135,139.00       |
| EXEC. ADMINISTRATORS | EXEC ADMINISTRATIVE ASSISTANT-1068  | JOHNSON, RAE ANN       | 70,000.00      | 71,400.00        |
| EXEC. ADMINISTRATORS | HIGH SCHOOL ARTS DIRECTOR-7652      | JONES, TIMOTHY         | 74,285.00      | 75,771.00        |
| EXEC. ADMINISTRATORS | LABOR RELATIONS OFFICER -EDUC.-0960 | HUDSON-BROWN, VALLERIE | 84,660.00      | 86,353.00        |
| EXEC. ADMINISTRATORS | SCHOOL SECURITY DIRECTOR-0975       | REDDISH, THADDEUS      | 124,848.00     | 127,345.00       |
| EXEC. ADMINISTRATORS | SENIOR TALENT RECRUITER-7667        | INGRAM, KANICKA        | 85,000.00      | -                |
| EXEC. ADMINISTRATORS | SUPERINTENDENT OF SCHOOLS-7600      | BIRKS, CAROL           | 235,000.00     | 239,700.00       |
| MAINTENANCE          | CARPENTER BD OF ED-3845             | LONGOBARDI, MATTHEW    | 74,422.00      | 75,915.00        |
| MAINTENANCE          | CARPENTER BD OF ED-3845             | WANDEL, JEFFREY        | 74,422.00      | 75,915.00        |
| MAINTENANCE          | CARPENTER FOREPERSON BOE-3846       | LONGLEY, DONALD        | 76,502.00      | 78,078.00        |
| MAINTENANCE          | ELECTRICIAN BOARD OF ED-3844        | NOCERETO, STEPHEN      | 74,422.00      | 75,915.00        |
| MAINTENANCE          | ELECTRICIAN BOARD OF ED-3844        | NUZZO, JOHN            | 76,502.00      | 78,078.00        |
| MAINTENANCE          | ELECTRICIAN BOARD OF ED-3844        | PRUNIER, EDMOND        | 74,422.00      | 75,915.00        |
| MAINTENANCE          | HVAC TECHNICIAN-3857                | ANTOLLINO, MICHAEL     | 74,422.00      | 75,915.00        |
| MAINTENANCE          | PLUMBER STEAMFITTER-3847            | DAVIDSON, PAUL         | 76,502.00      | 78,078.00        |
| MAINTENANCE          | PLUMBER STEAMFITTER-3847            | GALLIGAN, DAVID        | 76,502.00      | 78,078.00        |
| MAINTENANCE          | WORKING PAINT FOREPERSON-3852       | SANTANA, LUIS          | 74,422.00      | 75,915.00        |
| MANAGEMENT           | ACCOUNTANT IV (BD OF ED)-5800       | BENEVENTO, LAURA       | 79,655.00      | 81,646.00        |
| MANAGEMENT           | ACCOUNTANT IV-5165                  | PEREZ, LUZ             | 64,611.00      | 66,226.00        |
| MANAGEMENT           | ADMINISTRATIVE ANALYST II BOE-5789  | GARIPOVA, LILIYA       | 48,217.00      | 49,423.00        |
| MANAGEMENT           | ADMINISTRATIVE ANALYST II BOE-5789  | LAWSON, DEBORAH        | 58,866.00      | 60,338.00        |
| MANAGEMENT           | ADMINISTRATIVE ASSISTANT II-5128    | BERRIOS, ZORAIDA       | 45,973.00      | 47,122.00        |
| MANAGEMENT           | ADMINISTRATIVE ASSISTANT II-5704    | BILLINGS, DANA         | 43,725.00      | 44,818.00        |
| MANAGEMENT           | ADMINISTRATIVE ASSISTANT II-5704    | JOHNSON, EVE           | 43,725.00      | 44,818.00        |
| MANAGEMENT           | ADMINISTRATIVE ASST. I (10 MO)-5702 | CARDONA, DOLLY         | 37,143.00      | 38,072.00        |
| MANAGEMENT           | ADMINISTRATIVE ASST. I (12 MO)-5706 | JONES, DONNA           | 42,121.00      | 43,174.00        |
| MANAGEMENT           | ADMINISTRATIVE ASST. I (12 MO)-5706 | MOORE, SHARON          | 42,121.00      | 43,174.00        |
| MANAGEMENT           | AQUACULTURE TECHNICIAN 12MO-5787    | MULLEN, ALYSA          | 47,936.00      | 49,134.00        |
| MANAGEMENT           | ASST DIR HEAD START-5727            | HERNANDEZ, KAUANEEKEE  | 86,784.00      | 88,956.00        |
| MANAGEMENT           | ASST SOCIAL SERVICES COORD-7331     | RIVERA, JENNIFER       | 43,725.00      | 44,818.00        |
| MANAGEMENT           | ASST.DROPOUT&TRUANCY PREV COOR-5783 | BLANGO, CHARLES        | 67,344.00      | 69,028.00        |
| MANAGEMENT           | CAFETERIA MANAGER I BOE-5710        | BOLASH, PETER          | 78,352.00      | 80,311.00        |
| MANAGEMENT           | CAFETERIA MANAGER I BOE-5710        | HOUSE, MARY JANE       | 70,849.00      | 72,620.00        |
| MANAGEMENT           | CAFETERIA MANAGER I BOE-5710        | MCMILLIAN, EDWARD      | 70,849.00      | 72,620.00        |
| MANAGEMENT           | CAFETERIA MANAGER I BOE-5710        | PRESCOTT, DAVID        | 74,493.00      | 76,355.00        |
| MANAGEMENT           | CAFETERIA MGR/DIETICIAN 12 MOS-5810 | SHIELDS, DANIEL        | 82,199.00      | 84,254.00        |
| MANAGEMENT           | CENTRAL OFC.BUSINESS DIRECTOR-5788  | HANNANS, LINDA         | 104,421.00     | 107,031.00       |
| MANAGEMENT           | CENTRAL OFC.BUSINESS DIRECTOR-5788  | MAZYCK-UZUKA, JUANITA  | 94,328.00      | 96,686.00        |
| MANAGEMENT           | CHIEF AUDITOR BOE-5713              | CARANGELO, CARL        | 81,573.00      | 83,613.00        |
| MANAGEMENT           | CHIEF PAYROLL AUDITOR BOE-5179      | CONSTANCE, NIKKI       | 64,611.00      | 66,226.00        |
| MANAGEMENT           | COMP.LAB TECH/COOR. 10 MOS-5715     | BARNETT, TYLER         | 44,033.00      | 45,132.00        |
| MANAGEMENT           | COMP.LAB TECH/COOR. 10 MOS-5715     | FESTA, WAYNE           | 46,369.00      | 47,531.00        |
| MANAGEMENT           | COMP.LAB TECH/COOR. 10 MOS-5715     | MCFARLANE, VALYNN      | 46,369.00      | 47,531.00        |
| MANAGEMENT           | COMP.LAB TECH/COOR. 10 MOS-5715     | PEREZ, REYNALDO        | 44,033.00      | 45,132.00        |
| MANAGEMENT           | COMP.LAB TECH/COOR. 10 MOS-5715     | TROXLER, MELODY        | 51,041.00      | 52,318.00        |
| MANAGEMENT           | COMP.LAB TECH/COOR. 10 MOS-5715     | YOUNGER, BRYAN         | 44,033.00      | 45,132.00        |
| MANAGEMENT           | COORD. OF EDUCATION TECHNOLOGY-5776 | MCDONNELL, LARRY       | 94,328.00      | 96,686.00        |
| MANAGEMENT           | COORD. OF EDUCATION TECHNOLOGY-5776 | MORRISON, LOUIS        | 77,228.00      | 79,159.00        |
| MANAGEMENT           | DATA PROCESSING MANAGER-5784        | MORIARTY, KEVIN        | 94,751.00      | 97,120.00        |

\*This Staff Roster is reflective of staff who were working in the District for the 2018-2019 school year.

# Staff Roster

| Class Name | Job Title                           | Name                     | Current Salary | 2019-2020 Salary |
|------------|-------------------------------------|--------------------------|----------------|------------------|
| MANAGEMENT | DISTRICT SCHOOL CLIMATE COORD.-7729 | ROSS-LEE, CAROLYN        | 82,199.00      | 84,254.00        |
| MANAGEMENT | DISTRICT SUPERVISOR-CUSTODIAL-5718  | BIANCHI, JAMES           | 90,614.00      | 92,880.00        |
| MANAGEMENT | EXECUTIVE ADMINISTRATIVE ASST-5739  | FLANAGAN, SONIA          | 71,488.00      | 73,276.00        |
| MANAGEMENT | FACILITIES MANAGER/FIELDHOUSE-5634  | RAFFERTY, ROBERT         | 70,710.00      | 72,477.00        |
| MANAGEMENT | FAM.&COMMUNITY RESOURCE COORD.-7343 | DOUGLAS-GIVAN, VERONICA  | 61,671.00      | 63,213.00        |
| MANAGEMENT | FAM.RES.CTR.PROG.ADMINISTRATOR-5809 | RODRIGUEZ, LYSIE         | 64,611.00      | 66,226.00        |
| MANAGEMENT | FAMILY LITERACY COORDINATOR-5779    | PADILLA-DECHALUS, CARMEN | 48,345.00      | 49,554.00        |
| MANAGEMENT | FISCAL ACCOUNTS SPECIALIST BOE-5723 | MCCUTCHEN-HILL, TRACEY   | 52,660.00      | 53,977.00        |
| MANAGEMENT | FISCAL OFFICER-5724                 | GARDNER, LILLIAN         | 79,655.00      | 81,646.00        |
| MANAGEMENT | FISCAL OFFICER-5724                 | GOLDSON, RONJA           | 61,250.00      | 62,781.00        |
| MANAGEMENT | FISCAL OFFICER-5724                 | LOPEZ, JUBALIZ           | 58,450.00      | 59,912.00        |
| MANAGEMENT | GRANTS MANAGER BOE-5726             | DEMAIO, PATRICIA         | 81,151.00      | 83,180.00        |
| MANAGEMENT | H.R. GENERALIST-5811                | MCCREA, SHENIQUIA        | 56,062.00      | 57,463.00        |
| MANAGEMENT | HEALTH CLINICS COORDINATOR BOE-5803 | PETERS, SUSAN            | 109,187.00     | 111,916.00       |
| MANAGEMENT | HEALTH COORD. BOE-SBHC-5806         | CHARLES, KRISANN         | 64,611.00      | 66,226.00        |
| MANAGEMENT | HELPDESK ANALYST SUPERVISOR-7726    | MURPHY, CECELIA          | 58,450.00      | 59,912.00        |
| MANAGEMENT | MAGNET SCHOOL RECRUIT.COORD.-5812   | WYNN, WILLIAM            | 70,849.00      | 72,620.00        |
| MANAGEMENT | OFFICE MANAGER-5131                 | SUGGS, DERRICKA          | 55,782.00      | 57,177.00        |
| MANAGEMENT | PARENT INVOLVEMENT COORDINATOR-5731 | HUNTER, AUGUSTINE        | 48,707.00      | 49,927.00        |
| MANAGEMENT | PERSONAL COMPUTER SUPPORT TECH-5471 | LEE, DAVID               | 52,838.00      | 54,158.00        |
| MANAGEMENT | PROJ.COOR/PARENT ENGMNT GCTR-7344   | DIAZ, DANIEL             | 82,199.00      | 84,254.00        |
| MANAGEMENT | PROJECT DIR. BOE-HEADSTART-5792     | FAIRFAX, TRACI           | 75,220.00      | 77,101.00        |
| MANAGEMENT | PROJECT DIR. BOE-HEADSTART-5792     | HARVEY, CATHERINE        | 75,220.00      | 77,101.00        |
| MANAGEMENT | PROJECT LEADER B.O.E.-5937          | BILLINGS, ANTHONY        | 57,959.00      | 59,408.00        |
| MANAGEMENT | PROJECT LEADER B.O.E.-5937          | CUSSON, ROBERT           | 82,199.00      | 84,254.00        |
| MANAGEMENT | PROJECT LEADER B.O.E.-5937          | KOPCIK, JAMES            | 57,959.00      | 59,408.00        |
| MANAGEMENT | SCHOOL BUSINESS MANAGER-10 MOS-5709 | BETHKE, JOHN             | 49,054.00      | 50,282.00        |
| MANAGEMENT | SCHOOL BUSINESS MANAGER-10 MOS-5709 | DEAN, DEBORAH            | 46,720.00      | 47,886.00        |
| MANAGEMENT | SCHOOL BUSINESS MANAGER-10 MOS-5709 | EVANS, RHONDA            | 36,436.00      | 37,348.00        |
| MANAGEMENT | SCHOOL BUSINESS MANAGER-10 MOS-5709 | HOWARD, TONYA            | 44,385.00      | 45,493.00        |
| MANAGEMENT | SCHOOL BUSINESS MANAGER-10 MOS-5709 | JEAN PAUL, MYRIAM        | 46,720.00      | 47,886.00        |
| MANAGEMENT | SCHOOL BUSINESS MANAGER-10 MOS-5709 | MELBOURNE, JULIA         | 36,436.00      | 37,348.00        |
| MANAGEMENT | SCHOOL BUSINESS MANAGER-10 MOS-5709 | PEPE, JILL               | 36,436.00      | 37,348.00        |
| MANAGEMENT | SCHOOL BUSINESS MANAGER-10 MOS-5709 | PITTMAN, JOYOUS          | 46,720.00      | 47,886.00        |
| MANAGEMENT | SCHOOL BUSINESS MANAGER-10 MOS-5709 | STEVENSON, JENNIFER      | 49,054.00      | 50,282.00        |
| MANAGEMENT | SCHOOL BUSINESS MANAGER-10 MOS-5709 | SUGGS, ANTHONY           | 36,436.00      | 37,348.00        |
| MANAGEMENT | SCHOOL BUSINESS MANAGER-10 MOS-5709 | WEYEL, JOSEPHINE         | 36,436.00      | 37,348.00        |
| MANAGEMENT | SCHOOL BUSINESS MANAGER-12 MOS-5224 | CASEY, ANN               | 69,264.00      | 70,995.00        |
| MANAGEMENT | SCHOOL READINESS COORDINATOR-7342   | DUCLOS, DENISE           | 84,801.00      | 86,921.00        |
| MANAGEMENT | SCHOOL SECURITY WORKER I-5736       | BIRT, STARR              | 55,782.00      | 57,177.00        |
| MANAGEMENT | SCHOOL SECURITY WORKER I-5736       | ROSARBO, RONALD          | 50,388.00      | 51,648.00        |
| MANAGEMENT | SCHOOL SECURITY WORKER I-5736       | ZAYAS, ANGELITA          | 55,782.00      | 57,177.00        |
| MANAGEMENT | SITE COORDINATOR-5570               | BETANCUR, LUZ            | 41,840.00      | 42,885.00        |
| MANAGEMENT | SITE COORDINATOR-5570               | BROWN, ELISHA            | 46,255.00      | 47,411.00        |
| MANAGEMENT | SITE COORDINATOR-5570               | GAY, LENSLEY             | 41,840.00      | 42,885.00        |
| MANAGEMENT | SITE COORDINATOR-5570               | GREEN, TAMRA             | 41,840.00      | 42,885.00        |
| MANAGEMENT | SITE COORDINATOR-5570               | MARMOLEJOS, GRECIA       | 41,840.00      | 42,885.00        |
| MANAGEMENT | SOCIAL SERVICES COORDINATOR-7725    | LEPRI, PAUL              | 67,975.00      | 69,674.00        |
| MANAGEMENT | SOCIAL SERVICES COORDINATOR-7725    | PEARSON-PINCKNEY, ESTHER | 67,975.00      | 69,674.00        |
| MANAGEMENT | SPEC.ASST/DEP.SUPT GATEWAY CTR-5808 | SANCHEZ, CYNTHIA         | 63,981.00      | -                |
| MANAGEMENT | STUDENT INFORMATION ANALYST-5751    | LUYSTERBORGH, PATRICIA   | 64,751.00      | 66,370.00        |
| MANAGEMENT | STUDENT SERVICES DATA COORD.-7728   | JOSEPH, JENNIFER         | 52,838.00      | 54,158.00        |
| MANAGEMENT | TRANSITI.TO WORK COORDINATOR-5781   | CARUSO, MARK             | 62,197.00      | 63,752.00        |
| MANAGEMENT | YOUTH DEVELOPMENT COORDINATOR-5568  | BOSLEY, HARRY            | 52,838.00      | 54,158.00        |
| MANAGEMENT | YOUTH DEVELOPMENT COORDINATOR-5568  | ESDAILE, SCOT            | 55,645.00      | 57,037.00        |
| MANAGEMENT | YOUTH DEVELOPMENT COORDINATOR-5568  | JOHNSON-JINKS, TRAVIS    | 52,838.00      | 54,158.00        |
| MANAGEMENT | YOUTH DEVELOPMENT COORDINATOR-5568  | JOYNER, EDWARD           | 55,645.00      | 57,037.00        |
| MANAGEMENT | YOUTH DEVELOPMENT COORDINATOR-5568  | REDENTE, FRANK           | 52,838.00      | 54,158.00        |
| MANAGEMENT | YOUTH DEVELOPMENT COORDINATOR-5568  | ROBINSON, CEDRIC         | 52,838.00      | 54,158.00        |
| MANAGEMENT | YOUTH DEVELOPMENT COORDINATOR-5568  | WANZIE, DENNIS           | 52,838.00      | 54,158.00        |

\*This Staff Roster is reflective of staff who were working in the District for the 2018-2019 school year.

# Staff Roster

| Class Name        | Job Title                           | Name                       | Current Salary | 2019-2020 Salary |
|-------------------|-------------------------------------|----------------------------|----------------|------------------|
| PARAPROFESSIONALS | ASST TEACHER BILINGUAL GR 1-7319    | BONILLA, MARIA             | 25,243.00      | 25,243.00        |
| PARAPROFESSIONALS | ASST TEACHER BILINGUAL GR 1-7319    | DELACRUZ, NURYS            | 28,370.00      | 28,370.00        |
| PARAPROFESSIONALS | ASST TEACHER BILINGUAL GR 1-7319    | DULUC, LUISA               | 23,771.00      | 23,771.00        |
| PARAPROFESSIONALS | ASST TEACHER BILINGUAL GR 1-7319    | LARAGY, KEVIN              | 22,313.00      | 22,313.00        |
| PARAPROFESSIONALS | ASST TEACHER BILINGUAL GR 1-7319    | MITCHELL, AMPARO           | 23,771.00      | 23,771.00        |
| PARAPROFESSIONALS | ASST TEACHER BILINGUAL GR 1-7319    | MUNIZ, EDGARDO             | 23,771.00      | 23,771.00        |
| PARAPROFESSIONALS | ASST TEACHER BILINGUAL GR 1-7319    | OCASIO, AGUEDA             | 22,313.00      | 22,313.00        |
| PARAPROFESSIONALS | ASST TEACHER BILINGUAL GR 1-7319    | RAMOS, JAIME               | 22,313.00      | 22,313.00        |
| PARAPROFESSIONALS | ASST TEACHER BILINGUAL GR 1-7319    | RAMOS, ROCIO               | 28,370.00      | 28,370.00        |
| PARAPROFESSIONALS | ASST TEACHER BILINGUAL GR 1-7319    | RIVERA, ELSA               | 28,370.00      | 28,370.00        |
| PARAPROFESSIONALS | ASST TEACHER BILINGUAL GR 1-7319    | ROMERO, ANA                | 28,370.00      | 28,370.00        |
| PARAPROFESSIONALS | ASST TEACHER BILINGUAL GR 1-7319    | ROSARIO, JESENIA           | 22,313.00      | 22,313.00        |
| PARAPROFESSIONALS | ASST TEACHER BILINGUAL KDG-7311     | BRUNO, ANA                 | 22,313.00      | 22,313.00        |
| PARAPROFESSIONALS | ASST TEACHER BILINGUAL KDG-7311     | FERNANDEZ, LESLIE          | 22,313.00      | 22,313.00        |
| PARAPROFESSIONALS | ASST TEACHER BILINGUAL KDG-7311     | HURTADO, INGRID            | 22,313.00      | 22,313.00        |
| PARAPROFESSIONALS | ASST TEACHER BILINGUAL KDG-7311     | MENESES- CARRETO, BRICEYDA | 22,313.00      | 22,313.00        |
| PARAPROFESSIONALS | ASST TEACHER BILINGUAL KDG-7311     | ROBLES, JOSELYN            | 23,771.00      | 23,771.00        |
| PARAPROFESSIONALS | ASST TEACHER BILINGUAL KDG-7311     | TECOCOATZI, MARIA          | 25,243.00      | 25,243.00        |
| PARAPROFESSIONALS | ASST TEACHER BILINGUAL KDG-7311     | TORRES, MARIBEL            | 28,370.00      | 28,370.00        |
| PARAPROFESSIONALS | ASST TEACHER BILINGUAL KDG-7311     | VEGA, CONFESORA            | 22,313.00      | 22,313.00        |
| PARAPROFESSIONALS | ASST TEACHER BILINGUAL-7351         | RODRIGUEZ, RICARDO         | 22,313.00      | 22,313.00        |
| PARAPROFESSIONALS | ASST TEACHER EARLY LEARNING CT-7340 | JACKSON, TRINA             | 25,243.00      | 25,243.00        |
| PARAPROFESSIONALS | ASST TEACHER EARLY LEARNING CT-7340 | JONES, DEBREEDA            | 22,313.00      | 22,313.00        |
| PARAPROFESSIONALS | ASST TEACHER EARLY LEARNING CT-7340 | PRINCE, JUNE               | 23,771.00      | 23,771.00        |
| PARAPROFESSIONALS | ASST TEACHER EARLY LEARNING CT-7340 | VAN ELSWYK, JENNIFER       | 22,313.00      | 22,313.00        |
| PARAPROFESSIONALS | ASST TEACHER EARLY LEARNING CT-7340 | WANG, LILI                 | 22,313.00      | 22,313.00        |
| PARAPROFESSIONALS | ASST TEACHER GR 4-7304              | LABAGNARA, LUCIA           | 28,370.00      | 28,370.00        |
| PARAPROFESSIONALS | ASST TEACHER GRADE 1-7301           | ABDUS-SABUR, KHALIAH       | 22,313.00      | 22,313.00        |
| PARAPROFESSIONALS | ASST TEACHER GRADE 1-7301           | ACKERMAN, MARIE            | 28,370.00      | 28,370.00        |
| PARAPROFESSIONALS | ASST TEACHER GRADE 1-7301           | BENTLEY, MARY              | 23,771.00      | 23,771.00        |
| PARAPROFESSIONALS | ASST TEACHER GRADE 1-7301           | BERRIOS, GEOCONDA          | 23,771.00      | 23,771.00        |
| PARAPROFESSIONALS | ASST TEACHER GRADE 1-7301           | BISHOP-BROWN, LOREN        | 22,313.00      | 22,313.00        |
| PARAPROFESSIONALS | ASST TEACHER GRADE 1-7301           | BLACKWELL, DORIS           | 22,313.00      | 22,313.00        |
| PARAPROFESSIONALS | ASST TEACHER GRADE 1-7301           | CADET, ESTHER              | 23,771.00      | 23,771.00        |
| PARAPROFESSIONALS | ASST TEACHER GRADE 1-7301           | CAMPOSANO, NICOLLE         | 28,370.00      | 28,370.00        |
| PARAPROFESSIONALS | ASST TEACHER GRADE 1-7301           | CHAMBERS, CLAUDINE         | 28,370.00      | 28,370.00        |
| PARAPROFESSIONALS | ASST TEACHER GRADE 1-7301           | CHASE, DIANE               | 22,313.00      | 22,313.00        |
| PARAPROFESSIONALS | ASST TEACHER GRADE 1-7301           | COLEMAN, ALICE             | 25,243.00      | 25,243.00        |
| PARAPROFESSIONALS | ASST TEACHER GRADE 1-7301           | COOPER, QUALINA            | 22,313.00      | 22,313.00        |
| PARAPROFESSIONALS | ASST TEACHER GRADE 1-7301           | COWARD, MONIQUE            | 28,370.00      | 28,370.00        |
| PARAPROFESSIONALS | ASST TEACHER GRADE 1-7301           | CUSACK, DENISE             | 22,313.00      | 22,313.00        |
| PARAPROFESSIONALS | ASST TEACHER GRADE 1-7301           | DAVIS-JOSEPHS, MARCIA      | 22,313.00      | 22,313.00        |
| PARAPROFESSIONALS | ASST TEACHER GRADE 1-7301           | DIPIETRO, DEBORAH          | 23,771.00      | 23,771.00        |
| PARAPROFESSIONALS | ASST TEACHER GRADE 1-7301           | DZUBATY, KATHERINE         | 22,313.00      | 22,313.00        |
| PARAPROFESSIONALS | ASST TEACHER GRADE 1-7301           | EDWARDS, FELICIA           | 22,313.00      | 22,313.00        |
| PARAPROFESSIONALS | ASST TEACHER GRADE 1-7301           | FLUKER, WILLIAM            | 22,313.00      | 22,313.00        |
| PARAPROFESSIONALS | ASST TEACHER GRADE 1-7301           | FRACASSO, JOAN             | 28,370.00      | 28,370.00        |
| PARAPROFESSIONALS | ASST TEACHER GRADE 1-7301           | GIVENS, ESTERINA           | 25,243.00      | 25,243.00        |
| PARAPROFESSIONALS | ASST TEACHER GRADE 1-7301           | GRANT, MICHELLE            | 22,313.00      | 22,313.00        |
| PARAPROFESSIONALS | ASST TEACHER GRADE 1-7301           | GRIFFIN, DANA              | 22,313.00      | 22,313.00        |
| PARAPROFESSIONALS | ASST TEACHER GRADE 1-7301           | HOLNESS, HILDA             | 28,370.00      | 28,370.00        |
| PARAPROFESSIONALS | ASST TEACHER GRADE 1-7301           | HUNTER, DANIELLE           | 23,771.00      | 23,771.00        |
| PARAPROFESSIONALS | ASST TEACHER GRADE 1-7301           | IRBY, LE'TANYA             | 23,771.00      | 23,771.00        |
| PARAPROFESSIONALS | ASST TEACHER GRADE 1-7301           | LANGLEY, TONY              | 22,313.00      | 22,313.00        |
| PARAPROFESSIONALS | ASST TEACHER GRADE 1-7301           | LOMBARDI, NANCY            | 22,313.00      | 22,313.00        |
| PARAPROFESSIONALS | ASST TEACHER GRADE 1-7301           | MAEBRY, MILDRED            | 23,771.00      | 23,771.00        |
| PARAPROFESSIONALS | ASST TEACHER GRADE 1-7301           | MCCREARY, MARILYN          | 22,313.00      | 22,313.00        |
| PARAPROFESSIONALS | ASST TEACHER GRADE 1-7301           | MCDUFFIE-VINES, RUSSHELL   | 22,313.00      | 22,313.00        |
| PARAPROFESSIONALS | ASST TEACHER GRADE 1-7301           | MIKOLIKE, DENISE           | 22,313.00      | 22,313.00        |
| PARAPROFESSIONALS | ASST TEACHER GRADE 1-7301           | MONTALVO, ABIMAEAL         | 22,313.00      | 22,313.00        |

\*This Staff Roster is reflective of staff who were working in the District for the 2018-2019 school year.

# Staff Roster

| Class Name        | Job Title                     | Name                        | Current Salary | 2019-2020 Salary |
|-------------------|-------------------------------|-----------------------------|----------------|------------------|
| PARAPROFESSIONALS | ASST TEACHER GRADE 1-7301     | MUOIO, ANTOINETTE           | 28,370.00      | 28,370.00        |
| PARAPROFESSIONALS | ASST TEACHER GRADE 1-7301     | MURPHY, MICHAEL             | 22,313.00      | 22,313.00        |
| PARAPROFESSIONALS | ASST TEACHER GRADE 1-7301     | MURPHY, MICHAEL             | 22,313.00      | 22,313.00        |
| PARAPROFESSIONALS | ASST TEACHER GRADE 1-7301     | NEAL-PALMER, CHARLENE       | 23,771.00      | 23,771.00        |
| PARAPROFESSIONALS | ASST TEACHER GRADE 1-7301     | NEWMAN, ANGELA              | 28,370.00      | 28,370.00        |
| PARAPROFESSIONALS | ASST TEACHER GRADE 1-7301     | ODDO, ROSARIA               | 28,370.00      | 28,370.00        |
| PARAPROFESSIONALS | ASST TEACHER GRADE 1-7301     | RISPOLI, PATRICIA           | 22,313.00      | 22,313.00        |
| PARAPROFESSIONALS | ASST TEACHER GRADE 1-7301     | RIVERA, WILMA               | 25,243.00      | 25,243.00        |
| PARAPROFESSIONALS | ASST TEACHER GRADE 1-7301     | ROBERSON, YMA               | 22,313.00      | 22,313.00        |
| PARAPROFESSIONALS | ASST TEACHER GRADE 1-7301     | SCOTT, ALLEN                | 28,370.00      | 28,370.00        |
| PARAPROFESSIONALS | ASST TEACHER GRADE 1-7301     | SIMMONS, CASSANDRA          | 23,771.00      | 23,771.00        |
| PARAPROFESSIONALS | ASST TEACHER GRADE 1-7301     | SMITH, JANICE               | 22,313.00      | 22,313.00        |
| PARAPROFESSIONALS | ASST TEACHER GRADE 1-7301     | SMITH, MARIETTA             | 25,243.00      | 25,243.00        |
| PARAPROFESSIONALS | ASST TEACHER GRADE 1-7301     | SMITH, NORMAN               | 22,313.00      | 22,313.00        |
| PARAPROFESSIONALS | ASST TEACHER GRADE 1-7301     | TAYLOR, ANDREA              | 22,313.00      | 22,313.00        |
| PARAPROFESSIONALS | ASST TEACHER GRADE 1-7301     | THOMPSON, SETHE             | 22,313.00      | 22,313.00        |
| PARAPROFESSIONALS | ASST TEACHER GRADE 1-7301     | TIERNEY, ROBIN              | 25,243.00      | 25,243.00        |
| PARAPROFESSIONALS | ASST TEACHER GRADE 1-7301     | TOMASELLI, LAUREN           | 22,313.00      | 22,313.00        |
| PARAPROFESSIONALS | ASST TEACHER GRADE 1-7301     | VAZQUEZ, WANDA              | 25,243.00      | 25,243.00        |
| PARAPROFESSIONALS | ASST TEACHER GRADE 1-7301     | WILLIAMS, PATRICIA          | 23,771.00      | 23,771.00        |
| PARAPROFESSIONALS | ASST TEACHER GRADE 1-7301     | WINFREY, SHARON             | 22,313.00      | 22,313.00        |
| PARAPROFESSIONALS | ASST TEACHER GRADE 2-7302     | ANDRADE, JOAQUINA           | 28,370.00      | 28,370.00        |
| PARAPROFESSIONALS | ASST TEACHER GRADE 2-7302     | HENRY, SHAKIRA              | 22,313.00      | 22,313.00        |
| PARAPROFESSIONALS | ASST TEACHER GRADE 2-7302     | HOLMES, PATRICIA            | 22,313.00      | 22,313.00        |
| PARAPROFESSIONALS | ASST TEACHER GRADE 2-7302     | MITCHELL-WILSON, SANDRA     | 22,313.00      | 22,313.00        |
| PARAPROFESSIONALS | ASST TEACHER GRADE 2-7302     | REID, ANTHONY               | 22,313.00      | 22,313.00        |
| PARAPROFESSIONALS | ASST TEACHER GRADE 2-7302     | SPEARS, JOYCE               | 22,313.00      | 22,313.00        |
| PARAPROFESSIONALS | ASST TEACHER GRADE 2-7302     | WALSH, ELAINE               | 22,313.00      | 22,313.00        |
| PARAPROFESSIONALS | ASST TEACHER GRADE 2-7302     | WILLIAMS, BARBARA           | 28,370.00      | 28,370.00        |
| PARAPROFESSIONALS | ASST TEACHER GRADE 5-7305     | DUNCAN, ANNALESE            | 22,313.00      | 22,313.00        |
| PARAPROFESSIONALS | ASST TEACHER HEAD START-7312  | ALVIS ALVARADO, ROSA        | 22,313.00      | 22,313.00        |
| PARAPROFESSIONALS | ASST TEACHER HEAD START-7312  | BREVARD, JANICE             | 22,313.00      | 22,313.00        |
| PARAPROFESSIONALS | ASST TEACHER HEAD START-7312  | CARO, KATHERINE             | 22,313.00      | 22,313.00        |
| PARAPROFESSIONALS | ASST TEACHER HEAD START-7312  | CINTRON, SONIA              | 28,370.00      | 28,370.00        |
| PARAPROFESSIONALS | ASST TEACHER HEAD START-7312  | COLEMAN, TAMARA             | 22,313.00      | 22,313.00        |
| PARAPROFESSIONALS | ASST TEACHER HEAD START-7312  | FLEMING, SANDRA             | 22,313.00      | 22,313.00        |
| PARAPROFESSIONALS | ASST TEACHER HEAD START-7312  | FORD, ANGELA                | 28,370.00      | 28,370.00        |
| PARAPROFESSIONALS | ASST TEACHER HEAD START-7312  | HOLMES, SHANTE              | 22,313.00      | 22,313.00        |
| PARAPROFESSIONALS | ASST TEACHER HEAD START-7312  | KENION, KHADIJAH            | 22,313.00      | 22,313.00        |
| PARAPROFESSIONALS | ASST TEACHER HEAD START-7312  | LEACH, LINDSEY              | 22,313.00      | 22,313.00        |
| PARAPROFESSIONALS | ASST TEACHER HEAD START-7312  | LOPEZ, LOIDA                | 28,370.00      | 28,370.00        |
| PARAPROFESSIONALS | ASST TEACHER HEAD START-7312  | MENDOZA, MIRIAM             | 23,771.00      | 23,771.00        |
| PARAPROFESSIONALS | ASST TEACHER HEAD START-7312  | MONTGOMERY, SHWANDA         | 22,313.00      | 22,313.00        |
| PARAPROFESSIONALS | ASST TEACHER HEAD START-7312  | NESKO, JANET                | 22,313.00      | 22,313.00        |
| PARAPROFESSIONALS | ASST TEACHER HEAD START-7312  | POTTER, JACQUELINE          | 22,313.00      | 22,313.00        |
| PARAPROFESSIONALS | ASST TEACHER HEAD START-7312  | ROMAN, CARMEN               | 28,370.00      | 28,370.00        |
| PARAPROFESSIONALS | ASST TEACHER HEAD START-7312  | SEIN, MARIA                 | 22,313.00      | 22,313.00        |
| PARAPROFESSIONALS | ASST TEACHER HEAD START-7312  | SERRANO-SANTANA, REBECCA    | 22,313.00      | 22,313.00        |
| PARAPROFESSIONALS | ASST TEACHER HEAD START-7312  | TAYLOR, KYLE                | 22,313.00      | 22,313.00        |
| PARAPROFESSIONALS | ASST TEACHER HEAD START-7312  | VILLANUEVA, JENNIE          | 23,771.00      | 23,771.00        |
| PARAPROFESSIONALS | ASST TEACHER HEAD START-7312  | WILLIAMS-RANSOME, ANN-MARIE | 22,313.00      | 22,313.00        |
| PARAPROFESSIONALS | ASST TEACHER HEAD START-7312  | YEROZ, RUZIYE               | 22,313.00      | 22,313.00        |
| PARAPROFESSIONALS | ASST TEACHER HEAD START-7312  | YOUNG, TYHESHIA             | 22,313.00      | 22,313.00        |
| PARAPROFESSIONALS | ASST TEACHER HIGH SCHOOL-7338 | BURKETT, JONNEE             | 23,771.00      | 23,771.00        |
| PARAPROFESSIONALS | ASST TEACHER HIGH SCHOOL-7338 | COHEN, DAVID                | 28,370.00      | 28,370.00        |
| PARAPROFESSIONALS | ASST TEACHER K-3-7360         | DWYER, JESSICA              | 22,313.00      | 22,313.00        |
| PARAPROFESSIONALS | ASST TEACHER K-3-7360         | WILLIAMS, RHODA             | 22,313.00      | 22,313.00        |
| PARAPROFESSIONALS | ASST TEACHER KDG-7300         | ACETO, PATRICIA             | 23,771.00      | 23,771.00        |
| PARAPROFESSIONALS | ASST TEACHER KDG-7300         | ANDERSON, MARIA             | 22,313.00      | 22,313.00        |
| PARAPROFESSIONALS | ASST TEACHER KDG-7300         | BALDINO, ROBIN              | 22,313.00      | 22,313.00        |

\*This Staff Roster is reflective of staff who were working in the District for the 2018-2019 school year.

# Staff Roster

| Class Name        | Job Title                          | Name                        | Current Salary | 2019-2020 Salary |
|-------------------|------------------------------------|-----------------------------|----------------|------------------|
| PARAPROFESSIONALS | ASST TEACHER KDG-7300              | BALLARD, CYNTHIA            | 22,313.00      | 22,313.00        |
| PARAPROFESSIONALS | ASST TEACHER KDG-7300              | BALLARD, GEORGIA            | 23,771.00      | 23,771.00        |
| PARAPROFESSIONALS | ASST TEACHER KDG-7300              | BARRIO, CHANTAL             | 22,313.00      | 22,313.00        |
| PARAPROFESSIONALS | ASST TEACHER KDG-7300              | BRANHAM, TANYA              | 22,313.00      | 22,313.00        |
| PARAPROFESSIONALS | ASST TEACHER KDG-7300              | BROWN, IVANA                | 22,313.00      | 22,313.00        |
| PARAPROFESSIONALS | ASST TEACHER KDG-7300              | BROWN, TIMOTHY              | 22,313.00      | 22,313.00        |
| PARAPROFESSIONALS | ASST TEACHER KDG-7300              | CAMPBELL-HUDSON, LISA       | 28,370.00      | 28,370.00        |
| PARAPROFESSIONALS | ASST TEACHER KDG-7300              | CANDELA, JEANNE             | 25,243.00      | 25,243.00        |
| PARAPROFESSIONALS | ASST TEACHER KDG-7300              | CAROLAN, CASSANDRA          | 22,313.00      | 22,313.00        |
| PARAPROFESSIONALS | ASST TEACHER KDG-7300              | CAVER, LAWANDA              | 22,313.00      | 22,313.00        |
| PARAPROFESSIONALS | ASST TEACHER KDG-7300              | CHAMBERS, YASHIKA           | 22,313.00      | 22,313.00        |
| PARAPROFESSIONALS | ASST TEACHER KDG-7300              | CIVITILLO, SHELLEY          | 22,313.00      | 22,313.00        |
| PARAPROFESSIONALS | ASST TEACHER KDG-7300              | COPPOLA, RAMONA             | 22,313.00      | 22,313.00        |
| PARAPROFESSIONALS | ASST TEACHER KDG-7300              | CORTES, MARIA               | 22,313.00      | 22,313.00        |
| PARAPROFESSIONALS | ASST TEACHER KDG-7300              | DAVENPORT, LYGIA            | 22,313.00      | 22,313.00        |
| PARAPROFESSIONALS | ASST TEACHER KDG-7300              | DONOHUE, MARGUERITE         | 28,370.00      | 28,370.00        |
| PARAPROFESSIONALS | ASST TEACHER KDG-7300              | ESTES, COLLEEN              | 25,243.00      | 25,243.00        |
| PARAPROFESSIONALS | ASST TEACHER KDG-7300              | FAPPIANO, MARIE             | 22,313.00      | 22,313.00        |
| PARAPROFESSIONALS | ASST TEACHER KDG-7300              | GRAHAM, STACY               | 28,370.00      | 28,370.00        |
| PARAPROFESSIONALS | ASST TEACHER KDG-7300              | GREENE, IDA                 | 22,313.00      | 22,313.00        |
| PARAPROFESSIONALS | ASST TEACHER KDG-7300              | GRIFFIN, ALBERT             | 28,370.00      | 28,370.00        |
| PARAPROFESSIONALS | ASST TEACHER KDG-7300              | HARDY, ANNIE                | 22,313.00      | 22,313.00        |
| PARAPROFESSIONALS | ASST TEACHER KDG-7300              | HERBERT-OLIVER, SHERRIE     | 22,313.00      | 22,313.00        |
| PARAPROFESSIONALS | ASST TEACHER KDG-7300              | HERNANDEZ, AURORA           | 22,313.00      | 22,313.00        |
| PARAPROFESSIONALS | ASST TEACHER KDG-7300              | IDAN, HIYAM                 | 22,313.00      | 22,313.00        |
| PARAPROFESSIONALS | ASST TEACHER KDG-7300              | JIMENEZ, CHEMIQUE           | 22,313.00      | 22,313.00        |
| PARAPROFESSIONALS | ASST TEACHER KDG-7300              | JONES, DANYEL               | 23,771.00      | 23,771.00        |
| PARAPROFESSIONALS | ASST TEACHER KDG-7300              | LABBATE, SARA               | 22,313.00      | 22,313.00        |
| PARAPROFESSIONALS | ASST TEACHER KDG-7300              | LANGLEY, ALMA               | 28,370.00      | 28,370.00        |
| PARAPROFESSIONALS | ASST TEACHER KDG-7300              | LOBO, ROSALIND              | 28,370.00      | 28,370.00        |
| PARAPROFESSIONALS | ASST TEACHER KDG-7300              | LUCATINO, LISA              | 22,313.00      | 22,313.00        |
| PARAPROFESSIONALS | ASST TEACHER KDG-7300              | MARTINEZ-PILLOT, MARNELIA   | 22,313.00      | 22,313.00        |
| PARAPROFESSIONALS | ASST TEACHER KDG-7300              | MCCRAY, LISA                | 22,313.00      | 22,313.00        |
| PARAPROFESSIONALS | ASST TEACHER KDG-7300              | MENDEZ-CLARKE, PAULINE      | 23,771.00      | 23,771.00        |
| PARAPROFESSIONALS | ASST TEACHER KDG-7300              | MURPHY, RYAN                | 22,313.00      | 22,313.00        |
| PARAPROFESSIONALS | ASST TEACHER KDG-7300              | O'MARA, JUDITH              | 23,771.00      | 23,771.00        |
| PARAPROFESSIONALS | ASST TEACHER KDG-7300              | PEDICINI, SHEILA            | 28,370.00      | 28,370.00        |
| PARAPROFESSIONALS | ASST TEACHER KDG-7300              | PHILLIPS, TIFFANY           | 22,313.00      | 22,313.00        |
| PARAPROFESSIONALS | ASST TEACHER KDG-7300              | PLUNKETT, JORJETT           | 22,313.00      | 22,313.00        |
| PARAPROFESSIONALS | ASST TEACHER KDG-7300              | PROKOP, LUCY                | 22,313.00      | 22,313.00        |
| PARAPROFESSIONALS | ASST TEACHER KDG-7300              | RANDI, LINDA                | 28,370.00      | 28,370.00        |
| PARAPROFESSIONALS | ASST TEACHER KDG-7300              | ROSARIO, YACHIRA            | 22,313.00      | 22,313.00        |
| PARAPROFESSIONALS | ASST TEACHER KDG-7300              | SAVO OSKINS, DEBRA          | 28,370.00      | 28,370.00        |
| PARAPROFESSIONALS | ASST TEACHER KDG-7300              | SMITH, JOSHUA               | 22,313.00      | 22,313.00        |
| PARAPROFESSIONALS | ASST TEACHER KDG-7300              | SOTOMAYOR, ADNELYS          | 22,313.00      | 22,313.00        |
| PARAPROFESSIONALS | ASST TEACHER KDG-7300              | THORPE, SYREETA             | 22,313.00      | 22,313.00        |
| PARAPROFESSIONALS | ASST TEACHER KDG-7300              | TISDALE, DOREEN             | 22,313.00      | 22,313.00        |
| PARAPROFESSIONALS | ASST TEACHER KDG-7300              | VARGAS, EDITH               | 22,313.00      | 22,313.00        |
| PARAPROFESSIONALS | ASST TEACHER KDG-7300              | VELEZ, WANDA                | 28,370.00      | 28,370.00        |
| PARAPROFESSIONALS | ASST TEACHER KDG-7300              | WALDER, ANGELA              | 22,313.00      | 22,313.00        |
| PARAPROFESSIONALS | ASST TEACHER KDG-7300              | WARD, JOYCELYN              | 22,313.00      | 22,313.00        |
| PARAPROFESSIONALS | ASST TEACHER KDG-7300              | WARNER, CHARLES             | 23,771.00      | 23,771.00        |
| PARAPROFESSIONALS | ASST TEACHER KDG-7300              | WATKINS, CYNTHIA            | 22,313.00      | 22,313.00        |
| PARAPROFESSIONALS | ASST TEACHER KDG-7300              | WEBB, TAMARA                | 22,313.00      | 22,313.00        |
| PARAPROFESSIONALS | ASST TEACHER KDG-7300              | WINFREY, ALIECIA            | 22,313.00      | 22,313.00        |
| PARAPROFESSIONALS | ASST TEACHER KDG-7300              | YOUNG, SHA'RON              | 22,313.00      | 22,313.00        |
| PARAPROFESSIONALS | ASST TEACHER PRE K/SPECIAL ED-7318 | ABEBE, ELIZABETH            | 22,313.00      | 22,313.00        |
| PARAPROFESSIONALS | ASST TEACHER PRE K/SPECIAL ED-7318 | DAVIS, EVANGELINE           | 22,313.00      | 22,313.00        |
| PARAPROFESSIONALS | ASST TEACHER PRE K/SPECIAL ED-7318 | DELGADO, CATERINE           | 25,243.00      | 25,243.00        |
| PARAPROFESSIONALS | ASST TEACHER PRE K/SPECIAL ED-7318 | HERNANDEZ-CASTELLON, TERESA | 22,313.00      | 22,313.00        |

\*This Staff Roster is reflective of staff who were working in the District for the 2018-2019 school year.

# Staff Roster

| Class Name        | Job Title                          | Name                    | Current Salary | 2019-2020 Salary |
|-------------------|------------------------------------|-------------------------|----------------|------------------|
| PARAPROFESSIONALS | ASST TEACHER PRE K/SPECIAL ED-7318 | LABOY, MARGGIE          | 28,370.00      | 28,370.00        |
| PARAPROFESSIONALS | ASST TEACHER PRE-K-3-7356          | COPPOLA, FRANK          | 22,313.00      | 22,313.00        |
| PARAPROFESSIONALS | ASST TEACHER PRE-K-3-7356          | LITTLE, DALE            | 22,313.00      | 22,313.00        |
| PARAPROFESSIONALS | ASST TEACHER PRE-K-4-7357          | GREENWOOD, ISEE         | 25,243.00      | 25,243.00        |
| PARAPROFESSIONALS | ASST TEACHER PRE-K-4-7357          | KIERCE, DORIS           | 22,313.00      | 22,313.00        |
| PARAPROFESSIONALS | ASST TEACHER PRE-K-7346            | AARDEMA-HILL, KATHRYN   | 28,370.00      | 28,370.00        |
| PARAPROFESSIONALS | ASST TEACHER PRE-K-7346            | ALMODOVAR, EMMANUEL     | 22,313.00      | 22,313.00        |
| PARAPROFESSIONALS | ASST TEACHER PRE-K-7346            | BACOTE, DAWN            | 22,313.00      | 22,313.00        |
| PARAPROFESSIONALS | ASST TEACHER PRE-K-7346            | BAILEY, ALONDA          | 22,313.00      | 22,313.00        |
| PARAPROFESSIONALS | ASST TEACHER PRE-K-7346            | BRUNSON, LAMAR          | 22,313.00      | 22,313.00        |
| PARAPROFESSIONALS | ASST TEACHER PRE-K-7346            | CANNON, SHIRLEY         | 22,313.00      | 22,313.00        |
| PARAPROFESSIONALS | ASST TEACHER PRE-K-7346            | CARDO, CYNTHIA          | 23,771.00      | 23,771.00        |
| PARAPROFESSIONALS | ASST TEACHER PRE-K-7346            | CARON GOODWIN, JESSICA  | 22,313.00      | 22,313.00        |
| PARAPROFESSIONALS | ASST TEACHER PRE-K-7346            | CODNER, CHRISTINE       | 22,313.00      | 22,313.00        |
| PARAPROFESSIONALS | ASST TEACHER PRE-K-7346            | DANIELS, DEBORAH        | 22,313.00      | 22,313.00        |
| PARAPROFESSIONALS | ASST TEACHER PRE-K-7346            | DAVIS, MELISSA          | 22,313.00      | 22,313.00        |
| PARAPROFESSIONALS | ASST TEACHER PRE-K-7346            | DEANGELO, MICHELLE      | 22,313.00      | 22,313.00        |
| PARAPROFESSIONALS | ASST TEACHER PRE-K-7346            | DIAZ, NOEMI             | 22,313.00      | 22,313.00        |
| PARAPROFESSIONALS | ASST TEACHER PRE-K-7346            | DOUGLAS, PATRICIA       | 28,370.00      | 28,370.00        |
| PARAPROFESSIONALS | ASST TEACHER PRE-K-7346            | DOWDY, ANITA            | 22,313.00      | 22,313.00        |
| PARAPROFESSIONALS | ASST TEACHER PRE-K-7346            | ELKHOULI, HEBA          | 22,313.00      | 22,313.00        |
| PARAPROFESSIONALS | ASST TEACHER PRE-K-7346            | ESPOSITO, LORI          | 25,243.00      | 25,243.00        |
| PARAPROFESSIONALS | ASST TEACHER PRE-K-7346            | FARRICELLI, MICHAEL     | 22,313.00      | 22,313.00        |
| PARAPROFESSIONALS | ASST TEACHER PRE-K-7346            | FOSTER, STEPHANIE       | 22,313.00      | 22,313.00        |
| PARAPROFESSIONALS | ASST TEACHER PRE-K-7346            | FRANCO, WENDY           | 23,771.00      | 23,771.00        |
| PARAPROFESSIONALS | ASST TEACHER PRE-K-7346            | FROSLONE, KIM           | 25,243.00      | 25,243.00        |
| PARAPROFESSIONALS | ASST TEACHER PRE-K-7346            | GATISON, CHARISHA       | 22,313.00      | 22,313.00        |
| PARAPROFESSIONALS | ASST TEACHER PRE-K-7346            | GIORDANO, JOY           | 22,313.00      | 22,313.00        |
| PARAPROFESSIONALS | ASST TEACHER PRE-K-7346            | GOYENECHEA, ALICIA      | 28,370.00      | 28,370.00        |
| PARAPROFESSIONALS | ASST TEACHER PRE-K-7346            | GRAHAM, GLORIA          | 28,370.00      | 28,370.00        |
| PARAPROFESSIONALS | ASST TEACHER PRE-K-7346            | HARDY, DANIELE          | 22,313.00      | 22,313.00        |
| PARAPROFESSIONALS | ASST TEACHER PRE-K-7346            | HURTADO, SONIA          | 22,313.00      | 22,313.00        |
| PARAPROFESSIONALS | ASST TEACHER PRE-K-7346            | HWANG, RUTH             | 23,771.00      | 23,771.00        |
| PARAPROFESSIONALS | ASST TEACHER PRE-K-7346            | JOHNSON, SHANICE        | 22,313.00      | 22,313.00        |
| PARAPROFESSIONALS | ASST TEACHER PRE-K-7346            | KAYA, HATICE            | 22,313.00      | 22,313.00        |
| PARAPROFESSIONALS | ASST TEACHER PRE-K-7346            | LAFOGG, ANNMARIE        | 25,243.00      | 25,243.00        |
| PARAPROFESSIONALS | ASST TEACHER PRE-K-7346            | LAMANO, ANNETTE         | 23,771.00      | 23,771.00        |
| PARAPROFESSIONALS | ASST TEACHER PRE-K-7346            | LEOTAUD, HYACINTH       | 22,313.00      | 22,313.00        |
| PARAPROFESSIONALS | ASST TEACHER PRE-K-7346            | LEWIS, HYVILLIA         | 22,313.00      | 22,313.00        |
| PARAPROFESSIONALS | ASST TEACHER PRE-K-7346            | MARRO, DEBRA            | 22,313.00      | 22,313.00        |
| PARAPROFESSIONALS | ASST TEACHER PRE-K-7346            | MARTIN, DESIREE         | 22,313.00      | 22,313.00        |
| PARAPROFESSIONALS | ASST TEACHER PRE-K-7346            | MARTINEZ, SADIYYA       | 22,313.00      | 22,313.00        |
| PARAPROFESSIONALS | ASST TEACHER PRE-K-7346            | MCALPINE, SEAN-MICHAEL  | 22,313.00      | 22,313.00        |
| PARAPROFESSIONALS | ASST TEACHER PRE-K-7346            | MELILLO, MARIA          | 22,313.00      | 22,313.00        |
| PARAPROFESSIONALS | ASST TEACHER PRE-K-7346            | MOORE, SHARON           | 28,370.00      | 28,370.00        |
| PARAPROFESSIONALS | ASST TEACHER PRE-K-7346            | MORRISON, VERONICA      | 23,771.00      | 23,771.00        |
| PARAPROFESSIONALS | ASST TEACHER PRE-K-7346            | NIEVES, BETHZAIDA       | 22,313.00      | 22,313.00        |
| PARAPROFESSIONALS | ASST TEACHER PRE-K-7346            | PAPUGA, ALYSSA          | 22,313.00      | 22,313.00        |
| PARAPROFESSIONALS | ASST TEACHER PRE-K-7346            | PAYNE, JOANNE           | 23,771.00      | 23,771.00        |
| PARAPROFESSIONALS | ASST TEACHER PRE-K-7346            | PETERMAN, HANNA         | 22,313.00      | 22,313.00        |
| PARAPROFESSIONALS | ASST TEACHER PRE-K-7346            | RAWLINS-STEWART, RHONDA | 25,243.00      | 25,243.00        |
| PARAPROFESSIONALS | ASST TEACHER PRE-K-7346            | REA, MEGAN              | 22,313.00      | 22,313.00        |
| PARAPROFESSIONALS | ASST TEACHER PRE-K-7346            | RIVERA, LUCY            | 22,313.00      | 22,313.00        |
| PARAPROFESSIONALS | ASST TEACHER PRE-K-7346            | ROBERSON, RAQUINE       | 22,313.00      | 22,313.00        |
| PARAPROFESSIONALS | ASST TEACHER PRE-K-7346            | RODRIGUEZ, MARILYN      | 23,771.00      | 23,771.00        |
| PARAPROFESSIONALS | ASST TEACHER PRE-K-7346            | ROHBAR, ARZOO           | 22,313.00      | 22,313.00        |
| PARAPROFESSIONALS | ASST TEACHER PRE-K-7346            | ROMANO, DENISE          | 23,771.00      | 23,771.00        |
| PARAPROFESSIONALS | ASST TEACHER PRE-K-7346            | ROSADO, YISEL           | 22,313.00      | 22,313.00        |
| PARAPROFESSIONALS | ASST TEACHER PRE-K-7346            | ROSEN, SIGITA           | 22,313.00      | 22,313.00        |
| PARAPROFESSIONALS | ASST TEACHER PRE-K-7346            | SALAS, CAROLINA         | 22,313.00      | 22,313.00        |

\*This Staff Roster is reflective of staff who were working in the District for the 2018-2019 school year.



# Staff Roster

| Class Name        | Job Title                       | Name                     | Current Salary | 2019-2020 Salary |
|-------------------|---------------------------------|--------------------------|----------------|------------------|
| PARAPROFESSIONALS | ASST TEACHER PRE-K-7346         | SAMUEL, MARIA            | 22,313.00      | 22,313.00        |
| PARAPROFESSIONALS | ASST TEACHER PRE-K-7346         | SANCHEZ, KLEISY          | 22,313.00      | 22,313.00        |
| PARAPROFESSIONALS | ASST TEACHER PRE-K-7346         | THORNE, KELSEY           | 22,313.00      | 22,313.00        |
| PARAPROFESSIONALS | ASST TEACHER PRE-K-7346         | TWAROWSKI, CHRISTINE     | 28,370.00      | 28,370.00        |
| PARAPROFESSIONALS | ASST TEACHER PRE-K-7346         | WALKER, LAKEISHA         | 22,313.00      | 22,313.00        |
| PARAPROFESSIONALS | ASST TEACHER PRE-K-7346         | WILLIAMS, DENISE         | 28,370.00      | 28,370.00        |
| PARAPROFESSIONALS | ASST TEACHER PRE-SCHOOL-7320    | ESDAILE, IMANI           | 23,771.00      | 23,771.00        |
| PARAPROFESSIONALS | ASST TEACHER PRE-SCHOOL-7320    | ESTES, ARIEL             | 23,771.00      | 23,771.00        |
| PARAPROFESSIONALS | ASST TEACHER PRE-SCHOOL-7320    | MARCUS, NICOLE           | 38,918.00      | 38,918.00        |
| PARAPROFESSIONALS | ASST TEACHER PRE-SCHOOL-7320    | SUTHERLAND, WHITNEY      | 22,313.00      | 22,313.00        |
| PARAPROFESSIONALS | ASST TEACHER S/ED AGES 3-5-7355 | CADORE, NAKISHA          | 22,313.00      | 22,313.00        |
| PARAPROFESSIONALS | ASST TEACHER S/ED AGES 3-5-7355 | EVANS, MINNIE            | 22,313.00      | 22,313.00        |
| PARAPROFESSIONALS | ASST TEACHER S/ED AGES 3-5-7355 | GUZ, DIANE               | 22,313.00      | 22,313.00        |
| PARAPROFESSIONALS | ASST TEACHER S/ED AGES 3-5-7355 | HAYES, ALISA             | 22,313.00      | 22,313.00        |
| PARAPROFESSIONALS | ASST TEACHER S/ED AGES 3-5-7355 | KING, KAREN              | 28,370.00      | 28,370.00        |
| PARAPROFESSIONALS | ASST TEACHER S/ED AGES 3-5-7355 | MAGNUSON, DEBRA          | 25,243.00      | 25,243.00        |
| PARAPROFESSIONALS | ASST TEACHER S/ED AGES 3-5-7355 | MALDONADO, VIRGINIA      | 23,771.00      | 23,771.00        |
| PARAPROFESSIONALS | ASST TEACHER S/ED AGES 3-5-7355 | MATTEI, CINDY            | 25,243.00      | 25,243.00        |
| PARAPROFESSIONALS | ASST TEACHER S/ED AGES 3-5-7355 | MCGEE, TIKEISHA          | 28,370.00      | 28,370.00        |
| PARAPROFESSIONALS | ASST TEACHER S/ED AGES 3-5-7355 | MORANT, KIMBERLY         | 22,313.00      | 22,313.00        |
| PARAPROFESSIONALS | ASST TEACHER S/ED AGES 3-5-7355 | OKAM, ARRET              | 23,771.00      | -                |
| PARAPROFESSIONALS | ASST TEACHER S/ED AGES 3-5-7355 | OSBORNE, CHARLENE        | 23,771.00      | 23,771.00        |
| PARAPROFESSIONALS | ASST TEACHER S/ED AGES 3-5-7355 | SMITH, NATHAN            | 23,771.00      | 23,771.00        |
| PARAPROFESSIONALS | ASST TEACHER S/ED AGES 3-5-7355 | SUERO-LORA, PAOLA        | 22,313.00      | 22,313.00        |
| PARAPROFESSIONALS | ASST TEACHER S/ED AGES 3-5-7355 | ZENTARSKI, TRACY         | 22,313.00      | 22,313.00        |
| PARAPROFESSIONALS | ASST TEACHER S/ED AGES K-8-7310 | ALEXANDER, CHERYL        | 22,313.00      | 22,313.00        |
| PARAPROFESSIONALS | ASST TEACHER S/ED AGES K-8-7310 | ALSTON, ALBERT           | 25,243.00      | 25,243.00        |
| PARAPROFESSIONALS | ASST TEACHER S/ED AGES K-8-7310 | ARCOVITCH, DONNA MARIE   | 23,771.00      | 23,771.00        |
| PARAPROFESSIONALS | ASST TEACHER S/ED AGES K-8-7310 | ATKINSON-GREEN, TAMMIKA  | 22,313.00      | 22,313.00        |
| PARAPROFESSIONALS | ASST TEACHER S/ED AGES K-8-7310 | AVILES, JANET            | 22,313.00      | 22,313.00        |
| PARAPROFESSIONALS | ASST TEACHER S/ED AGES K-8-7310 | AYALA, ELIZABETH         | 22,313.00      | 22,313.00        |
| PARAPROFESSIONALS | ASST TEACHER S/ED AGES K-8-7310 | BECK, JARRAD             | 23,771.00      | 23,771.00        |
| PARAPROFESSIONALS | ASST TEACHER S/ED AGES K-8-7310 | BENEVENTO, PEGGY         | 28,370.00      | 28,370.00        |
| PARAPROFESSIONALS | ASST TEACHER S/ED AGES K-8-7310 | BENSON, JOAN             | 22,313.00      | 22,313.00        |
| PARAPROFESSIONALS | ASST TEACHER S/ED AGES K-8-7310 | BICKNELL, ROBYN          | 22,313.00      | 22,313.00        |
| PARAPROFESSIONALS | ASST TEACHER S/ED AGES K-8-7310 | BOONE, TASHA             | 22,313.00      | 22,313.00        |
| PARAPROFESSIONALS | ASST TEACHER S/ED AGES K-8-7310 | BORDEAUX, LATONYA        | 22,313.00      | 22,313.00        |
| PARAPROFESSIONALS | ASST TEACHER S/ED AGES K-8-7310 | BRANTLEY, VERONICA       | 28,370.00      | 28,370.00        |
| PARAPROFESSIONALS | ASST TEACHER S/ED AGES K-8-7310 | BROCK, RAMONA            | 22,313.00      | 22,313.00        |
| PARAPROFESSIONALS | ASST TEACHER S/ED AGES K-8-7310 | BROWN, APRIL             | 28,370.00      | 28,370.00        |
| PARAPROFESSIONALS | ASST TEACHER S/ED AGES K-8-7310 | BURGOS, DIGNA            | 23,771.00      | 23,771.00        |
| PARAPROFESSIONALS | ASST TEACHER S/ED AGES K-8-7310 | CAMERA, NICHOLAS         | 22,313.00      | 22,313.00        |
| PARAPROFESSIONALS | ASST TEACHER S/ED AGES K-8-7310 | CARMON, CHAZ             | 22,313.00      | 22,313.00        |
| PARAPROFESSIONALS | ASST TEACHER S/ED AGES K-8-7310 | CINTRON, JOSE            | 23,771.00      | 23,771.00        |
| PARAPROFESSIONALS | ASST TEACHER S/ED AGES K-8-7310 | D'ANGELO, JOANNE         | 25,243.00      | 25,243.00        |
| PARAPROFESSIONALS | ASST TEACHER S/ED AGES K-8-7310 | DELUCIA, LINDA           | 28,370.00      | 28,370.00        |
| PARAPROFESSIONALS | ASST TEACHER S/ED AGES K-8-7310 | DIGIOIA, KATHLEEN        | 22,313.00      | 22,313.00        |
| PARAPROFESSIONALS | ASST TEACHER S/ED AGES K-8-7310 | DOUGLAS, ADRIANNE        | 22,313.00      | 22,313.00        |
| PARAPROFESSIONALS | ASST TEACHER S/ED AGES K-8-7310 | ELLIS, NATALIE           | 22,313.00      | 22,313.00        |
| PARAPROFESSIONALS | ASST TEACHER S/ED AGES K-8-7310 | ELLIS, RUTH              | 28,370.00      | 28,370.00        |
| PARAPROFESSIONALS | ASST TEACHER S/ED AGES K-8-7310 | ESDAILE, MORGAN          | 22,313.00      | 22,313.00        |
| PARAPROFESSIONALS | ASST TEACHER S/ED AGES K-8-7310 | FAGIN, VALERIE           | 22,313.00      | 22,313.00        |
| PARAPROFESSIONALS | ASST TEACHER S/ED AGES K-8-7310 | FOLEY, LORRAINE          | 22,313.00      | 22,313.00        |
| PARAPROFESSIONALS | ASST TEACHER S/ED AGES K-8-7310 | FRANKLIN, VERA           | 22,313.00      | 22,313.00        |
| PARAPROFESSIONALS | ASST TEACHER S/ED AGES K-8-7310 | FRASER, EVETT            | 23,771.00      | 23,771.00        |
| PARAPROFESSIONALS | ASST TEACHER S/ED AGES K-8-7310 | FRAZIER, LORI            | 22,313.00      | 22,313.00        |
| PARAPROFESSIONALS | ASST TEACHER S/ED AGES K-8-7310 | GAMBRELL-MADDEN, BARBARA | 23,771.00      | 23,771.00        |
| PARAPROFESSIONALS | ASST TEACHER S/ED AGES K-8-7310 | GOMES, RONDA             | 23,771.00      | 23,771.00        |
| PARAPROFESSIONALS | ASST TEACHER S/ED AGES K-8-7310 | GRATE, CHERYL            | 22,313.00      | 22,313.00        |
| PARAPROFESSIONALS | ASST TEACHER S/ED AGES K-8-7310 | GRAY, DESTINY            | 23,771.00      | 23,771.00        |

\*This Staff Roster is reflective of staff who were working in the District for the 2018-2019 school year.

# Staff Roster

| Class Name        | Job Title                          | Name                    | Current Salary | 2019-2020 Salary |
|-------------------|------------------------------------|-------------------------|----------------|------------------|
| PARAPROFESSIONALS | ASST TEACHER S/ED AGES K-8-7310    | GURLEY, SHEREE          | 23,771.00      | 23,771.00        |
| PARAPROFESSIONALS | ASST TEACHER S/ED AGES K-8-7310    | HALL, TASHIA            | 22,313.00      | 22,313.00        |
| PARAPROFESSIONALS | ASST TEACHER S/ED AGES K-8-7310    | HAMLETT, BETTY          | 22,313.00      | 22,313.00        |
| PARAPROFESSIONALS | ASST TEACHER S/ED AGES K-8-7310    | HARDY, SEAN             | 23,771.00      | 23,771.00        |
| PARAPROFESSIONALS | ASST TEACHER S/ED AGES K-8-7310    | HARRELL, TAWANNA        | 23,771.00      | 23,771.00        |
| PARAPROFESSIONALS | ASST TEACHER S/ED AGES K-8-7310    | HAWKINS, WILLIAM        | 22,313.00      | 22,313.00        |
| PARAPROFESSIONALS | ASST TEACHER S/ED AGES K-8-7310    | HENRY, JAMIKA           | 22,313.00      | 22,313.00        |
| PARAPROFESSIONALS | ASST TEACHER S/ED AGES K-8-7310    | HOBBY, SHEQUERRA        | 22,313.00      | 22,313.00        |
| PARAPROFESSIONALS | ASST TEACHER S/ED AGES K-8-7310    | ISAAC, SOLOMON          | 22,313.00      | 22,313.00        |
| PARAPROFESSIONALS | ASST TEACHER S/ED AGES K-8-7310    | JACKSON, EARL           | 22,313.00      | 22,313.00        |
| PARAPROFESSIONALS | ASST TEACHER S/ED AGES K-8-7310    | JOINER, JASMIN          | 22,313.00      | 22,313.00        |
| PARAPROFESSIONALS | ASST TEACHER S/ED AGES K-8-7310    | JOYNER, NATHAN          | 22,313.00      | 22,313.00        |
| PARAPROFESSIONALS | ASST TEACHER S/ED AGES K-8-7310    | KING, YNOSENCIA         | 22,313.00      | 22,313.00        |
| PARAPROFESSIONALS | ASST TEACHER S/ED AGES K-8-7310    | KIRWIN, LINDSAY         | 22,313.00      | 22,313.00        |
| PARAPROFESSIONALS | ASST TEACHER S/ED AGES K-8-7310    | LAMBERTI, DAWN          | 22,313.00      | 22,313.00        |
| PARAPROFESSIONALS | ASST TEACHER S/ED AGES K-8-7310    | LAPIANA, DONNA          | 23,771.00      | 23,771.00        |
| PARAPROFESSIONALS | ASST TEACHER S/ED AGES K-8-7310    | LAVERTY, KATHLEEN       | 22,313.00      | 22,313.00        |
| PARAPROFESSIONALS | ASST TEACHER S/ED AGES K-8-7310    | LONG, TROY              | 22,313.00      | 22,313.00        |
| PARAPROFESSIONALS | ASST TEACHER S/ED AGES K-8-7310    | MACK, DIRMY             | 22,313.00      | 22,313.00        |
| PARAPROFESSIONALS | ASST TEACHER S/ED AGES K-8-7310    | MAFFUID, PHYLLIS        | 22,313.00      | 22,313.00        |
| PARAPROFESSIONALS | ASST TEACHER S/ED AGES K-8-7310    | MCLEAN, BRIANA          | 22,313.00      | 22,313.00        |
| PARAPROFESSIONALS | ASST TEACHER S/ED AGES K-8-7310    | MENCHETTI, RAINA        | 22,313.00      | 22,313.00        |
| PARAPROFESSIONALS | ASST TEACHER S/ED AGES K-8-7310    | MIDDLETON, GLENN        | 23,771.00      | 23,771.00        |
| PARAPROFESSIONALS | ASST TEACHER S/ED AGES K-8-7310    | MOORE-BELL, KAREN       | 23,771.00      | 23,771.00        |
| PARAPROFESSIONALS | ASST TEACHER S/ED AGES K-8-7310    | NELSON, RAHEEM          | 23,771.00      | 23,771.00        |
| PARAPROFESSIONALS | ASST TEACHER S/ED AGES K-8-7310    | NEWSOME-SORRELLS, TERRA | 22,313.00      | 22,313.00        |
| PARAPROFESSIONALS | ASST TEACHER S/ED AGES K-8-7310    | O'KEEFE, JOHN           | 23,771.00      | 23,771.00        |
| PARAPROFESSIONALS | ASST TEACHER S/ED AGES K-8-7310    | OLIVERAS, JUDITH        | 22,313.00      | 22,313.00        |
| PARAPROFESSIONALS | ASST TEACHER S/ED AGES K-8-7310    | OTERO, NELIDA           | 22,313.00      | 22,313.00        |
| PARAPROFESSIONALS | ASST TEACHER S/ED AGES K-8-7310    | OWENS, CARLA            | 22,313.00      | 22,313.00        |
| PARAPROFESSIONALS | ASST TEACHER S/ED AGES K-8-7310    | PADUA, PAMELA           | 25,243.00      | 25,243.00        |
| PARAPROFESSIONALS | ASST TEACHER S/ED AGES K-8-7310    | PATTERSON, JAMES        | 32,813.00      | 32,813.00        |
| PARAPROFESSIONALS | ASST TEACHER S/ED AGES K-8-7310    | PEREZ, NATIVIDAD        | 25,243.00      | 25,243.00        |
| PARAPROFESSIONALS | ASST TEACHER S/ED AGES K-8-7310    | PERRY, BRETT            | 22,313.00      | 22,313.00        |
| PARAPROFESSIONALS | ASST TEACHER S/ED AGES K-8-7310    | PHILLIPS, CHRISMA       | 23,771.00      | 23,771.00        |
| PARAPROFESSIONALS | ASST TEACHER S/ED AGES K-8-7310    | PIASECKI, MARIA         | 28,370.00      | 28,370.00        |
| PARAPROFESSIONALS | ASST TEACHER S/ED AGES K-8-7310    | PITTS, ROBIN            | 22,313.00      | 22,313.00        |
| PARAPROFESSIONALS | ASST TEACHER S/ED AGES K-8-7310    | PLOUFFE, MAUREEN        | 22,313.00      | 22,313.00        |
| PARAPROFESSIONALS | ASST TEACHER S/ED AGES K-8-7310    | REYNOLDS, COLLEEN       | 22,313.00      | 22,313.00        |
| PARAPROFESSIONALS | ASST TEACHER S/ED AGES K-8-7310    | ROUNDTREE, JAALA        | 22,313.00      | 22,313.00        |
| PARAPROFESSIONALS | ASST TEACHER S/ED AGES K-8-7310    | RUSSELL, SARAH          | 22,313.00      | 22,313.00        |
| PARAPROFESSIONALS | ASST TEACHER S/ED AGES K-8-7310    | SANTANA, MILDRED        | 22,313.00      | 22,313.00        |
| PARAPROFESSIONALS | ASST TEACHER S/ED AGES K-8-7310    | SAUNDERS, ROBERT        | 25,243.00      | 25,243.00        |
| PARAPROFESSIONALS | ASST TEACHER S/ED AGES K-8-7310    | SCHWEIZER, LISA         | 22,313.00      | 22,313.00        |
| PARAPROFESSIONALS | ASST TEACHER S/ED AGES K-8-7310    | SCHWEIZER, RICHARD      | 22,313.00      | 22,313.00        |
| PARAPROFESSIONALS | ASST TEACHER S/ED AGES K-8-7310    | SILVERBERG, LORI        | 28,370.00      | 28,370.00        |
| PARAPROFESSIONALS | ASST TEACHER S/ED AGES K-8-7310    | SMART, KIMBERLY         | 22,313.00      | 22,313.00        |
| PARAPROFESSIONALS | ASST TEACHER S/ED AGES K-8-7310    | SMITH, LEON             | 23,771.00      | 23,771.00        |
| PARAPROFESSIONALS | ASST TEACHER S/ED AGES K-8-7310    | ST JOHN, BARBARA        | 22,313.00      | 22,313.00        |
| PARAPROFESSIONALS | ASST TEACHER S/ED AGES K-8-7310    | ST GERMAINE, DOREEN     | 28,370.00      | 28,370.00        |
| PARAPROFESSIONALS | ASST TEACHER S/ED AGES K-8-7310    | STEWART, LANCE          | 28,370.00      | 28,370.00        |
| PARAPROFESSIONALS | ASST TEACHER S/ED AGES K-8-7310    | TUCKER, KIMBERLY        | 22,313.00      | 22,313.00        |
| PARAPROFESSIONALS | ASST TEACHER S/ED AGES K-8-7310    | VELASQUEZ, JACOB        | 25,243.00      | 25,243.00        |
| PARAPROFESSIONALS | ASST TEACHER S/ED AGES K-8-7310    | WALKER, IESHA           | 22,313.00      | 22,313.00        |
| PARAPROFESSIONALS | ASST TEACHER S/ED AGES K-8-7310    | WALKER, LYNIAIR         | 23,771.00      | 23,771.00        |
| PARAPROFESSIONALS | ASST TEACHER S/ED AGES K-8-7310    | WALTERS, MARY           | 22,313.00      | 22,313.00        |
| PARAPROFESSIONALS | ASST TEACHER S/ED HIGH SCHOOL-7358 | BEATON, CHRISTIE LYNN   | 22,313.00      | 22,313.00        |
| PARAPROFESSIONALS | ASST TEACHER S/ED HIGH SCHOOL-7358 | BOYD, RODNEY            | 28,370.00      | 28,370.00        |
| PARAPROFESSIONALS | ASST TEACHER S/ED HIGH SCHOOL-7358 | BROWN, TROY             | 22,313.00      | 22,313.00        |
| PARAPROFESSIONALS | ASST TEACHER S/ED HIGH SCHOOL-7358 | BURGOS, SANDRA          | 22,313.00      | 22,313.00        |

\*This Staff Roster is reflective of staff who were working in the District for the 2018-2019 school year.

# Staff Roster

| Class Name        | Job Title                           | Name                      | Current Salary | 2019-2020 Salary |
|-------------------|-------------------------------------|---------------------------|----------------|------------------|
| PARAPROFESSIONALS | ASST TEACHER S/ED HIGH SCHOOL-7358  | BURTON, JANET             | 22,313.00      | 22,313.00        |
| PARAPROFESSIONALS | ASST TEACHER S/ED HIGH SCHOOL-7358  | CENERI, MARISA            | 22,313.00      | 22,313.00        |
| PARAPROFESSIONALS | ASST TEACHER S/ED HIGH SCHOOL-7358  | MOORE, GARY               | 22,313.00      | 22,313.00        |
| PARAPROFESSIONALS | ASST TEACHER S/ED HIGH SCHOOL-7358  | PATTON, ASIA              | 22,313.00      | 22,313.00        |
| PARAPROFESSIONALS | ASST TEACHER S/ED HIGH SCHOOL-7358  | PETERSON, LATRICE         | 22,313.00      | 22,313.00        |
| PARAPROFESSIONALS | ASST TEACHER S/ED HIGH SCHOOL-7358  | ROBERTS, JACQUELINE       | 22,313.00      | 22,313.00        |
| PARAPROFESSIONALS | ASST TEACHER S/ED HIGH SCHOOL-7358  | SULLIVAN, EBONE           | 22,313.00      | 22,313.00        |
| PARAPROFESSIONALS | ASST TEACHER S/ED HIGH SCHOOL-7358  | WOOTEN, MARGARET          | 28,370.00      | 28,370.00        |
| PARAPROFESSIONALS | ASST TEACHER SCHOOL READINESS-7349  | CHAMBERLAINE, DAWN        | 22,313.00      | 22,313.00        |
| PARAPROFESSIONALS | ASST TEACHER SCHOOL READINESS-7349  | CHUMPITAZ, MARYLIN        | 22,313.00      | 22,313.00        |
| PARAPROFESSIONALS | ASST TEACHER SCHOOL READINESS-7349  | EMERY, YVETTE             | 22,313.00      | 22,313.00        |
| PARAPROFESSIONALS | ASST TEACHER SCHOOL READINESS-7349  | THORNTON-WATERS, GAILENE  | 22,313.00      | 22,313.00        |
| PARAPROFESSIONALS | ASST TEACHER TBD-7350               | JENKINS, SHEMONE          | 22,313.00      | 22,313.00        |
| PARAPROFESSIONALS | ASST TEACHER-SPECIAL EDUCATION-5748 | ANES, MICHELLE            | 22,313.00      | 22,313.00        |
| PARAPROFESSIONALS | ASST TEACHER-SPECIAL EDUCATION-5748 | DAVIS, TONI               | 25,243.00      | 25,243.00        |
| PARAPROFESSIONALS | ASST TEACHER-SPECIAL EDUCATION-5748 | DIBRINO, CLAUDIA          | 22,313.00      | 22,313.00        |
| PARAPROFESSIONALS | ASST TEACHER-SPECIAL EDUCATION-5748 | FLORES, PREZIOSA          | 22,313.00      | 22,313.00        |
| PARAPROFESSIONALS | ASST TEACHER-SPECIAL EDUCATION-5748 | HENNESSY, DAVID           | 22,313.00      | 22,313.00        |
| PARAPROFESSIONALS | ASST TEACHER-SPECIAL EDUCATION-5748 | JOHNSON, CHANDRA          | 22,313.00      | 22,313.00        |
| PARAPROFESSIONALS | ASST TEACHER-SPECIAL EDUCATION-5748 | MCDUFFIE, SHARON          | 28,370.00      | 28,370.00        |
| PARAPROFESSIONALS | ASST TEACHER-SPECIAL EDUCATION-5748 | PRATT, BRIAN              | 22,313.00      | 22,313.00        |
| PARAPROFESSIONALS | ASST TEACHER-SPECIAL EDUCATION-5748 | ROSADINI, DEBORAH         | 25,243.00      | 25,243.00        |
| PARAPROFESSIONALS | ASST TEACHER-SPECIAL EDUCATION-5748 | ULMER, CLAYTON            | 22,313.00      | 22,313.00        |
| PARAPROFESSIONALS | ASST TEACHER-SPECIAL EDUCATION-5748 | VAUGHN, CALVIN            | 22,313.00      | 22,313.00        |
| PARAPROFESSIONALS | ASST TEACHER-SPECIAL EDUCATION-5748 | WILKINSON, KAREN          | 28,370.00      | 28,370.00        |
| PARAPROFESSIONALS | ASST TEACHER-SPECIAL EDUCATION-5748 | WORDIE, MICHELE           | 22,313.00      | 22,313.00        |
| PARAPROFESSIONALS | ATTENDANCE WORKER-7315              | PATTON, LUCILLE           | 33,072.00      | 33,072.00        |
| PARAPROFESSIONALS | COMMUNITY RELATIONS WORKER-7314     | BETHKE, STEPHEN           | 28,370.00      | 28,370.00        |
| PARAPROFESSIONALS | COMMUNITY RELATIONS WORKER-7314     | MEDINA, ROXANDA           | 28,370.00      | 28,370.00        |
| PARAPROFESSIONALS | HEAD START TEACHER-7313             | BURGOS, HECTOR            | 42,125.00      | 42,125.00        |
| PARAPROFESSIONALS | HEAD START TEACHER-7313             | CARRASQUILLO, IRENE       | 38,918.00      | 38,918.00        |
| PARAPROFESSIONALS | HEAD START TEACHER-7313             | CLAUDIO, MARTHA           | 38,918.00      | 38,918.00        |
| PARAPROFESSIONALS | HEAD START TEACHER-7313             | CORNIEL, MARTA            | 42,125.00      | 42,125.00        |
| PARAPROFESSIONALS | HEAD START TEACHER-7313             | ELLISON, MICHAEL          | 42,125.00      | 42,125.00        |
| PARAPROFESSIONALS | HEAD START TEACHER-7313             | FORBES, LATOYA            | 38,918.00      | 38,918.00        |
| PARAPROFESSIONALS | HEAD START TEACHER-7313             | HUDSON-STREATER, MICHELLE | 42,125.00      | 42,125.00        |
| PARAPROFESSIONALS | HEAD START TEACHER-7313             | LITTLE, GLORIA            | 42,125.00      | 42,125.00        |
| PARAPROFESSIONALS | HEAD START TEACHER-7313             | MCCOY, MELISSA            | 42,125.00      | 42,125.00        |
| PARAPROFESSIONALS | HEAD START TEACHER-7313             | MCDUFFIE, BRENDA          | 42,125.00      | 42,125.00        |
| PARAPROFESSIONALS | HEAD START TEACHER-7313             | MEDERO, HILCIA            | 42,125.00      | 42,125.00        |
| PARAPROFESSIONALS | HEAD START TEACHER-7313             | MITCHELL, JENNIFER        | 42,125.00      | 42,125.00        |
| PARAPROFESSIONALS | HEAD START TEACHER-7313             | MONROE, DYANN             | 42,125.00      | 42,125.00        |
| PARAPROFESSIONALS | HEAD START TEACHER-7313             | PERVIS-PRITCHETT, VALERIE | 42,125.00      | 42,125.00        |
| PARAPROFESSIONALS | HEAD START TEACHER-7313             | SMALLS, KEILA             | 42,125.00      | 42,125.00        |
| PARAPROFESSIONALS | HEAD TEACHER SCHOOL READINESS-7348  | BAEZ, RAQUEL              | 42,125.00      | 42,125.00        |
| PARAPROFESSIONALS | HEAD TEACHER SCHOOL READINESS-7348  | BAILEY, LAVETTA           | 28,370.00      | 28,370.00        |
| PARAPROFESSIONALS | HEAD TEACHER SCHOOL READINESS-7348  | FULCHER, RENEE            | 38,918.00      | 38,918.00        |
| PARAPROFESSIONALS | HEAD TEACHER SCHOOL READINESS-7348  | GAMBERDELLA, MARISSA      | 38,918.00      | 38,918.00        |
| PARAPROFESSIONALS | HEAD TEACHER SCHOOL READINESS-7348  | GOLIA, GINA               | 42,125.00      | 42,125.00        |
| PARAPROFESSIONALS | HEAD TEACHER SCHOOL READINESS-7348  | HEMPHILL, GENITH          | 42,125.00      | 42,125.00        |
| PARAPROFESSIONALS | HEAD TEACHER SCHOOL READINESS-7348  | HICKS, ALVENIA            | 42,125.00      | 42,125.00        |
| PARAPROFESSIONALS | HEAD TEACHER SCHOOL READINESS-7348  | PATTON, SHANDRA           | 38,918.00      | 38,918.00        |
| PARAPROFESSIONALS | HEAD TEACHER SCHOOL READINESS-7348  | ROMAN, DENISE             | 38,918.00      | 38,918.00        |
| PARAPROFESSIONALS | HEAD TEACHER SCHOOL READINESS-7348  | RUDD, VERITA              | 42,125.00      | 42,125.00        |
| PARAPROFESSIONALS | HEAD TEACHER SCHOOL READINESS-7348  | SEPULVEDA-CUENCA, NILDA   | 42,125.00      | 42,125.00        |
| PARAPROFESSIONALS | HEAD TEACHER SCHOOL READINESS-7348  | STEWART, MARY ANN         | 42,125.00      | 42,125.00        |
| PARAPROFESSIONALS | HEAD TEACHER/EARLY LEARNING CT-7321 | MELLALY, IRIS             | 42,125.00      | 42,125.00        |
| PARAPROFESSIONALS | HEAD TEACHER/EARLY LEARNING CT-7321 | NUNEZ, MIRIAM             | 38,918.00      | 38,918.00        |
| PARAPROFESSIONALS | HEAD TEACHER/EARLY LEARNING CT-7321 | VARGAS, MICHELLE          | 22,313.00      | 22,313.00        |
| PARAPROFESSIONALS | OUTREACH WORKER-1031                | VELEZ, JORGE              | 28,370.00      | 28,370.00        |

\*This Staff Roster is reflective of staff who were working in the District for the 2018-2019 school year.

# Staff Roster

| Class Name        | Job Title                           | Name                   | Current Salary | 2019-2020 Salary |
|-------------------|-------------------------------------|------------------------|----------------|------------------|
| PARAPROFESSIONALS | OUTREACH WORKER-7316                | ANDRADE, LISSETTE      | 28,370.00      | 28,370.00        |
| PARAPROFESSIONALS | OUTREACH WORKER-7316                | FONSECA, MARIA         | 28,370.00      | 28,370.00        |
| PARAPROFESSIONALS | OUTREACH WORKER-7316                | HERBERT, ERIN          | 28,370.00      | 28,370.00        |
| PARAPROFESSIONALS | OUTREACH WORKER-7316                | LUNA, JENNIFER         | 28,370.00      | 28,370.00        |
| PARAPROFESSIONALS | OUTREACH WORKER-7316                | NEGRON, ASHLEY         | 28,370.00      | 28,370.00        |
| PARAPROFESSIONALS | OUTREACH WORKER-7316                | PEROZO, ALBALIS        | 28,370.00      | 28,370.00        |
| PARAPROFESSIONALS | OUTREACH WORKER-7316                | TUCKER, LINDA          | 34,098.00      | 34,098.00        |
| PARAPROFESSIONALS | OUTREACH WORKER-7316                | TURNER, CORESIA        | 28,370.00      | 28,370.00        |
| PARAPROFESSIONALS | OUTREACH WORKER-7316                | WILLIAMS, HYCLIS       | 28,370.00      | 28,370.00        |
| PARAPROFESSIONALS | PARENT LIAISON WORKER-7317          | ACUNA-TORRES, CARMEN   | 33,798.00      | 33,798.00        |
| PARAPROFESSIONALS | PARENT LIAISON WORKER-7317          | DAVIS, LORAINÉ         | 33,798.00      | 33,798.00        |
| PARAPROFESSIONALS | PARENT LIAISON WORKER-7317          | FARROW, NATALIE        | 33,798.00      | 33,798.00        |
| PARAPROFESSIONALS | PARENT LIAISON WORKER-7317          | GRIGAS, JESSICA        | 33,798.00      | 33,798.00        |
| PARAPROFESSIONALS | PARENT LIAISON WORKER-7317          | HOLMES, LANITA         | 33,798.00      | 33,798.00        |
| PARAPROFESSIONALS | PARENT LIAISON WORKER-7317          | JONES, KATRINA         | 33,798.00      | 33,798.00        |
| PARAPROFESSIONALS | PARENT LIAISON WORKER-7317          | KNOX, RAMONA           | 33,798.00      | 33,798.00        |
| PARAPROFESSIONALS | PARENT LIAISON WORKER-7317          | LEE, PARRIS            | 33,798.00      | 33,798.00        |
| PARAPROFESSIONALS | PARENT LIAISON WORKER-7317          | MCDONNELL, NORA        | 33,798.00      | 33,798.00        |
| PARAPROFESSIONALS | PARENT LIAISON WORKER-7317          | OSORIO, CHRYSTINE      | 33,798.00      | 33,798.00        |
| PARAPROFESSIONALS | PARENT LIAISON WORKER-7317          | RAWLINGS, JENNIFER     | 33,798.00      | 33,798.00        |
| PARAPROFESSIONALS | PARENT LIAISON WORKER-7317          | REDDING, MELISSA       | 33,798.00      | 33,798.00        |
| PARAPROFESSIONALS | PARENT LIAISON WORKER-7317          | SANTIAGO, ARELIS       | 33,798.00      | 33,798.00        |
| PARAPROFESSIONALS | PARENT LIAISON WORKER-7317          | SMITH, VERNETTA        | 33,798.00      | 33,798.00        |
| PARAPROFESSIONALS | PARENT LIAISON WORKER-7317          | TORRES, VICKY          | 33,798.00      | 33,798.00        |
| PARAPROFESSIONALS | PARENT LIAISON WORKER-7317          | WICKS, REGINA          | 33,798.00      | 33,798.00        |
| PARAPROFESSIONALS | STUDENT RETENTION SPEC. 10 MOS-7359 | BAEZ, EDWIN            | 35,299.00      | 35,299.00        |
| PARAPROFESSIONALS | STUDENT RETENTION SPEC. 10 MOS-7359 | BROWN, DARRELL         | 34,098.00      | 34,098.00        |
| PARAPROFESSIONALS | STUDENT RETENTION SPEC. 10 MOS-7359 | FLETCHER, MICHAEL      | 34,098.00      | 34,098.00        |
| PARAPROFESSIONALS | STUDENT RETENTION SPEC. 10 MOS-7359 | FOSTER, SHARONICA      | 35,299.00      | 35,299.00        |
| PARAPROFESSIONALS | STUDENT RETENTION SPEC. 10 MOS-7359 | GADSDEN, TARENA        | 37,062.00      | 37,062.00        |
| PARAPROFESSIONALS | STUDENT RETENTION SPEC. 10 MOS-7359 | GAMBARDELLA, ELIZABETH | 35,299.00      | 35,299.00        |
| PARAPROFESSIONALS | STUDENT RETENTION SPEC. 10 MOS-7359 | GREEN, ERIC            | 34,098.00      | 34,098.00        |
| PARAPROFESSIONALS | STUDENT RETENTION SPEC. 10 MOS-7359 | HAMILTON, WINSTON      | 35,299.00      | 35,299.00        |
| PARAPROFESSIONALS | STUDENT RETENTION SPEC. 10 MOS-7359 | LYTLE, REGINALD        | 33,072.00      | 33,072.00        |
| PARAPROFESSIONALS | STUDENT RETENTION SPEC. 10 MOS-7359 | MCCLEASE, GERALD       | 35,299.00      | 35,299.00        |
| PARAPROFESSIONALS | STUDENT RETENTION SPEC. 10 MOS-7359 | ROBINSON, NATALIE      | 35,299.00      | 35,299.00        |
| PARAPROFESSIONALS | STUDENT RETENTION SPEC. 10 MOS-7359 | STANLEY, ANTHONY       | 33,072.00      | 33,072.00        |
| PARAPROFESSIONALS | STUDENT RETENTION SPEC. 10 MOS-7359 | TWITTY, MICHAEL        | 34,098.00      | 34,098.00        |
| PARAPROFESSIONALS | TEACHER-BILINGUAL GRADE 2-7020      | QUIXTIANO, VERONICA    | 22,313.00      | 22,313.00        |
| SECURITY          | EVENING SECURITY WORKER I-5738      | SANTIAGO, DOMINGO      | 47,936.00      | 49,134.00        |
| SECURITY          | SCHOOL SECURITY OFFICER 10 MOS-7325 | ANASTASIO, ANDREW      | 33,914.00      | 41,715.00        |
| SECURITY          | SCHOOL SECURITY OFFICER 10 MOS-7325 | BAGLEY, SONNY          | 33,914.00      | 41,715.00        |
| SECURITY          | SCHOOL SECURITY OFFICER 10 MOS-7325 | BARNES, DARRELL        | 33,914.00      | 41,715.00        |
| SECURITY          | SCHOOL SECURITY OFFICER 10 MOS-7325 | BEAN, SHARON           | 33,914.00      | 41,715.00        |
| SECURITY          | SCHOOL SECURITY OFFICER 10 MOS-7325 | BELL, TAMAR            | 33,914.00      | 41,715.00        |
| SECURITY          | SCHOOL SECURITY OFFICER 10 MOS-7325 | BETHEA, SONYA          | 33,914.00      | 41,715.00        |
| SECURITY          | SCHOOL SECURITY OFFICER 10 MOS-7325 | BORDEAUX, DION         | 33,914.00      | 41,715.00        |
| SECURITY          | SCHOOL SECURITY OFFICER 10 MOS-7325 | BOYD, TAMARA           | 33,914.00      | 41,715.00        |
| SECURITY          | SCHOOL SECURITY OFFICER 10 MOS-7325 | BRUMELL, DARLENE       | 33,914.00      | 41,715.00        |
| SECURITY          | SCHOOL SECURITY OFFICER 10 MOS-7325 | COLON, CARLOS          | 33,914.00      | 41,715.00        |
| SECURITY          | SCHOOL SECURITY OFFICER 10 MOS-7325 | COLON, MARIA           | 33,914.00      | 41,715.00        |
| SECURITY          | SCHOOL SECURITY OFFICER 10 MOS-7325 | COVINGTON, WILLIE      | 33,914.00      | 41,715.00        |
| SECURITY          | SCHOOL SECURITY OFFICER 10 MOS-7325 | DAWSON, LARWENCE       | 33,914.00      | 41,715.00        |
| SECURITY          | SCHOOL SECURITY OFFICER 10 MOS-7325 | DAWSON, RICK           | 33,914.00      | 41,715.00        |
| SECURITY          | SCHOOL SECURITY OFFICER 10 MOS-7325 | DELUCA, DEBRA          | 33,914.00      | 41,715.00        |
| SECURITY          | SCHOOL SECURITY OFFICER 10 MOS-7325 | DINATALE, BRIAN        | 33,914.00      | 41,715.00        |
| SECURITY          | SCHOOL SECURITY OFFICER 10 MOS-7325 | DIXON, JULIUS          | 33,914.00      | 41,715.00        |
| SECURITY          | SCHOOL SECURITY OFFICER 10 MOS-7325 | DRIFFIN, CHARISE       | 33,914.00      | 41,715.00        |
| SECURITY          | SCHOOL SECURITY OFFICER 10 MOS-7325 | EDWARDS, DAWN          | 33,914.00      | 41,715.00        |
| SECURITY          | SCHOOL SECURITY OFFICER 10 MOS-7325 | FRANCHI, JOSEPH        | 33,914.00      | 41,715.00        |

\*This Staff Roster is reflective of staff who were working in the District for the 2018-2019 school year.

# Staff Roster

| Class Name | Job Title                           | Name                  | Current Salary | 2019-2020 Salary |
|------------|-------------------------------------|-----------------------|----------------|------------------|
| SECURITY   | SCHOOL SECURITY OFFICER 10 MOS-7325 | FRAZIER, RONALD       | 33,914.00      | 41,715.00        |
| SECURITY   | SCHOOL SECURITY OFFICER 10 MOS-7325 | GAMBRELL, THERESA     | 33,914.00      | 41,715.00        |
| SECURITY   | SCHOOL SECURITY OFFICER 10 MOS-7325 | GIBBS, WALTER         | 33,914.00      | 41,715.00        |
| SECURITY   | SCHOOL SECURITY OFFICER 10 MOS-7325 | GONZALEZ, RUBEN       | 33,914.00      | 41,715.00        |
| SECURITY   | SCHOOL SECURITY OFFICER 10 MOS-7325 | HEARD, ALPHALLAH      | 33,914.00      | 41,715.00        |
| SECURITY   | SCHOOL SECURITY OFFICER 10 MOS-7325 | HENDERSON, PAUL       | 33,914.00      | 41,715.00        |
| SECURITY   | SCHOOL SECURITY OFFICER 10 MOS-7325 | HICKS, TREVOR         | 33,914.00      | 41,715.00        |
| SECURITY   | SCHOOL SECURITY OFFICER 10 MOS-7325 | HOLMES, CRAIG         | 33,914.00      | 41,715.00        |
| SECURITY   | SCHOOL SECURITY OFFICER 10 MOS-7325 | HOUSE, ROBERT         | 33,914.00      | 41,715.00        |
| SECURITY   | SCHOOL SECURITY OFFICER 10 MOS-7325 | JIMENEZ, MAURA        | 33,914.00      | 41,715.00        |
| SECURITY   | SCHOOL SECURITY OFFICER 10 MOS-7325 | JOHNSON, GRETA        | 33,914.00      | 41,715.00        |
| SECURITY   | SCHOOL SECURITY OFFICER 10 MOS-7325 | JOYNER, ANDREA        | 33,914.00      | 41,715.00        |
| SECURITY   | SCHOOL SECURITY OFFICER 10 MOS-7325 | KEEL, CAROL           | 33,914.00      | 41,715.00        |
| SECURITY   | SCHOOL SECURITY OFFICER 10 MOS-7325 | KELLY, LISA           | 33,914.00      | 41,715.00        |
| SECURITY   | SCHOOL SECURITY OFFICER 10 MOS-7325 | KING, LYNNWOOD        | 33,914.00      | 41,715.00        |
| SECURITY   | SCHOOL SECURITY OFFICER 10 MOS-7325 | KYEI, STACY           | 33,914.00      | 41,715.00        |
| SECURITY   | SCHOOL SECURITY OFFICER 10 MOS-7325 | LESTER-GIBSON, GLORIA | 33,914.00      | 41,715.00        |
| SECURITY   | SCHOOL SECURITY OFFICER 10 MOS-7325 | LIVINGSTON, SAMARA    | 33,914.00      | 41,715.00        |
| SECURITY   | SCHOOL SECURITY OFFICER 10 MOS-7325 | LOPEZ, MODESTITO      | 33,914.00      | 41,715.00        |
| SECURITY   | SCHOOL SECURITY OFFICER 10 MOS-7325 | MATURO, SCOTT         | 33,914.00      | 41,715.00        |
| SECURITY   | SCHOOL SECURITY OFFICER 10 MOS-7325 | MEDINA, CARLOS        | 33,914.00      | 41,715.00        |
| SECURITY   | SCHOOL SECURITY OFFICER 10 MOS-7325 | MENAFEE-HIE, TRACEY   | 33,914.00      | 41,715.00        |
| SECURITY   | SCHOOL SECURITY OFFICER 10 MOS-7325 | MONCREASE, JOEL       | 33,914.00      | 41,715.00        |
| SECURITY   | SCHOOL SECURITY OFFICER 10 MOS-7325 | MOORE, ROBERT         | 33,914.00      | 41,715.00        |
| SECURITY   | SCHOOL SECURITY OFFICER 10 MOS-7325 | MORRISON, PAMELA      | 33,914.00      | 41,715.00        |
| SECURITY   | SCHOOL SECURITY OFFICER 10 MOS-7325 | PELLOT, EVELYN        | 33,914.00      | 41,715.00        |
| SECURITY   | SCHOOL SECURITY OFFICER 10 MOS-7325 | PEREZ, FRANCISCA      | 33,914.00      | 41,715.00        |
| SECURITY   | SCHOOL SECURITY OFFICER 10 MOS-7325 | PITTMAN, DAVID        | 33,914.00      | 41,715.00        |
| SECURITY   | SCHOOL SECURITY OFFICER 10 MOS-7325 | RAPER, JAMEL          | 33,914.00      | 41,715.00        |
| SECURITY   | SCHOOL SECURITY OFFICER 10 MOS-7325 | ROBINSON, ROGER       | 33,914.00      | 41,715.00        |
| SECURITY   | SCHOOL SECURITY OFFICER 10 MOS-7325 | ROBINSON, TYRA        | 33,914.00      | 41,715.00        |
| SECURITY   | SCHOOL SECURITY OFFICER 10 MOS-7325 | RODRIGUEZ, ROBERT     | 33,914.00      | 41,715.00        |
| SECURITY   | SCHOOL SECURITY OFFICER 10 MOS-7325 | ROSARIO, BETSY        | 33,914.00      | 41,715.00        |
| SECURITY   | SCHOOL SECURITY OFFICER 10 MOS-7325 | SHEALY, LONNIE        | 33,914.00      | 41,715.00        |
| SECURITY   | SCHOOL SECURITY OFFICER 10 MOS-7325 | STEWART, DETRICA      | 33,914.00      | 41,715.00        |
| SECURITY   | SCHOOL SECURITY OFFICER 10 MOS-7325 | SUPOWITZ, HARRY       | 33,914.00      | 41,715.00        |
| SECURITY   | SCHOOL SECURITY OFFICER 10 MOS-7325 | THIGPEN, WENDELL      | 33,914.00      | 41,715.00        |
| SECURITY   | SCHOOL SECURITY OFFICER 10 MOS-7325 | TORRES, RAYNICK       | 33,914.00      | 41,715.00        |
| SECURITY   | SCHOOL SECURITY OFFICER 10 MOS-7325 | TURNER, DARRELL       | 33,914.00      | 41,715.00        |
| SECURITY   | SCHOOL SECURITY OFFICER 10 MOS-7325 | WALTON, KIM           | 33,914.00      | 41,715.00        |
| SECURITY   | SCHOOL SECURITY OFFICER 10 MOS-7325 | WHICHARD, RAYMOND     | 33,914.00      | 41,715.00        |
| SECURITY   | SCHOOL SECURITY OFFICER 10 MOS-7325 | WHITTY, MICHAEL       | 33,914.00      | 41,715.00        |
| SECURITY   | SCHOOL SECURITY OFFICER 10 MOS-7325 | WILLIAMS, DONNA       | 33,914.00      | 41,715.00        |
| SECURITY   | SCHOOL SECURITY OFFICER 10 MOS-7325 | WILLIAMS, DONNIE      | 33,914.00      | 41,715.00        |
| TEACHERS   | TEACHER-1 YR APPT-7064              | GARA, GARY            | 41,656.00      | 87,689.00        |
| TEACHERS   | TEACHER-60% TIME-7089               | CARTER, DIANNA        | 37,520.00      | 64,380.00        |
| TEACHERS   | TEACHER-ADULT EDUCATION-7015        | COWES, RICHARD        | 65,703.00      | 67,876.00        |
| TEACHERS   | TEACHER-ADULT EDUCATION-7015        | DESMOND, DONALD       | 81,738.00      | 84,976.00        |
| TEACHERS   | TEACHER-ADULT EDUCATION-7015        | PORTER, TAHISHA       | 60,324.00      | 62,063.00        |
| TEACHERS   | TEACHER-ADULT EDUCATION-7015        | VELEZ, MARTA          | 92,569.00      | 92,569.00        |
| TEACHERS   | TEACHER-ART GRADES K-8-7071         | AUGUSTINE, REGINALD   | 89,856.00      | 89,856.00        |
| TEACHERS   | TEACHER-ART GRADES K-8-7071         | BIMONTE, NICOLE       | 70,833.00      | 73,305.00        |
| TEACHERS   | TEACHER-ART GRADES K-8-7071         | BRUNELLI, LYNN        | 90,606.00      | 90,606.00        |
| TEACHERS   | TEACHER-ART GRADES K-8-7071         | CAVANAUGH, JUDITH     | 81,738.00      | 84,976.00        |
| TEACHERS   | TEACHER-ART GRADES K-8-7071         | CUMMINGS, JENNIFER    | 70,833.00      | 73,305.00        |
| TEACHERS   | TEACHER-ART GRADES K-8-7071         | FROBEL, MELISSA       | 60,119.00      | 61,884.00        |
| TEACHERS   | TEACHER-ART GRADES K-8-7071         | GALANTE, MAURA        | 74,405.00      | 76,976.00        |
| TEACHERS   | TEACHER-ART GRADES K-8-7071         | GALLAGHER, MELODY     | 62,866.00      | 65,003.00        |
| TEACHERS   | TEACHER-ART GRADES K-8-7071         | HORNE, SUSAN          | 62,534.00      | 64,380.00        |
| TEACHERS   | TEACHER-ART GRADES K-8-7071         | KAZIENKO, ELENA       | 67,938.00      | 70,133.00        |

\*This Staff Roster is reflective of staff who were working in the District for the 2018-2019 school year.

# Staff Roster

| Class Name | Job Title                          | Name                      | Current Salary | 2019-2020 Salary |
|------------|------------------------------------|---------------------------|----------------|------------------|
| TEACHERS   | TEACHER-ART GRADES K-8-7071        | LEONE, ANGELA             | 89,856.00      | 89,856.00        |
| TEACHERS   | TEACHER-ART GRADES K-8-7071        | LOONEY, REBECCA           | 57,723.00      | 59,469.00        |
| TEACHERS   | TEACHER-ART GRADES K-8-7071        | MEINSEN BOSHEA, KENDRA    | 78,076.00      | 80,838.00        |
| TEACHERS   | TEACHER-ART GRADES K-8-7071        | MESSINA, JESSICA          | 78,076.00      | 80,838.00        |
| TEACHERS   | TEACHER-ART GRADES K-8-7071        | O'BRIEN, JENNIFER         | 55,529.00      | 57,269.00        |
| TEACHERS   | TEACHER-ART GRADES K-8-7071        | PARISI, MINDY             | 62,534.00      | 64,380.00        |
| TEACHERS   | TEACHER-ART GRADES K-8-7071        | PAVANO, MICHAEL           | 70,594.00      | 72,817.00        |
| TEACHERS   | TEACHER-ART GRADES K-8-7071        | RUOTOLO, CARINA           | 55,529.00      | 57,269.00        |
| TEACHERS   | TEACHER-ART GRADES K-8-7071        | SANDS, MELISSA            | 74,405.00      | 76,976.00        |
| TEACHERS   | TEACHER-ART GRADES K-8-7071        | SUMMERS, JEFFREY          | 57,723.00      | 59,469.00        |
| TEACHERS   | TEACHER-ART GRADES K-8-7071        | SYKES, JOHN               | 57,919.00      | 59,691.00        |
| TEACHERS   | TEACHER-ART GRADES K-8-7071        | VELEZIS, ELPINIKI         | 84,451.00      | 87,689.00        |
| TEACHERS   | TEACHER-ART GRADES K-8-7071        | WASSER, DANIEL            | 78,076.00      | 80,838.00        |
| TEACHERS   | TEACHER-ART-7016                   | ANDERSON, CAROLE          | 67,710.00      | 69,894.00        |
| TEACHERS   | TEACHER-ART-7016                   | ARTZ, JEANNE              | 65,080.00      | 67,238.00        |
| TEACHERS   | TEACHER-ART-7016                   | BISAILLON SHEEHAN, ROLEEN | 57,723.00      | 59,469.00        |
| TEACHERS   | TEACHER-ART-7016                   | BOUSQUET, SARAH           | 47,551.00      | 48,901.00        |
| TEACHERS   | TEACHER-ART-7016                   | CHERNAK, ZACHARY          | 51,045.00      | 52,656.00        |
| TEACHERS   | TEACHER-ART-7016                   | COLLIS, ALISON            | 115,819.00     | 119,155.00       |
| TEACHERS   | TEACHER-ART-7016                   | DAVIS, CLAUDINE           | 65,080.00      | 67,238.00        |
| TEACHERS   | TEACHER-ART-7016                   | DAVIS-RUCINSKI, LISA      | 92,569.00      | 92,569.00        |
| TEACHERS   | TEACHER-ART-7016                   | DURRWACHTER, TRAVIS       | 53,238.00      | 54,849.00        |
| TEACHERS   | TEACHER-ART-7016                   | FLAGG, JENNIFER           | 55,449.00      | 57,103.00        |
| TEACHERS   | TEACHER-ART-7016                   | FLYNN, STEVEN             | 62,534.00      | 64,380.00        |
| TEACHERS   | TEACHER-ART-7016                   | GIORDANO, TANIA MARIA     | 77,103.00      | 79,689.00        |
| TEACHERS   | TEACHER-ART-7016                   | GLENN-PERSON, VANESSA     | 81,738.00      | 84,976.00        |
| TEACHERS   | TEACHER-ART-7016                   | HAN, BONNIE               | 89,856.00      | 89,856.00        |
| TEACHERS   | TEACHER-ART-7016                   | KONNO LEONFFU, KATTIE     | 48,901.00      | 50,440.00        |
| TEACHERS   | TEACHER-ART-7016                   | LAWRENCE, PATRICK         | 73,517.00      | 76,003.00        |
| TEACHERS   | TEACHER-ART-7016                   | LEQUIRE, REBECCA          | 60,341.00      | 62,166.00        |
| TEACHERS   | TEACHER-ART-7016                   | LOPEZ, EVA                | 60,119.00      | 61,884.00        |
| TEACHERS   | TEACHER-ART-7016                   | LORICCO, MARGARET         | 45,357.00      | 46,708.00        |
| TEACHERS   | TEACHER-ART-7016                   | MATHIEU, RACHAEL          | 88,789.00      | 92,569.00        |
| TEACHERS   | TEACHER-ART-7016                   | MICKELSON, REBECCA        | 62,534.00      | 64,380.00        |
| TEACHERS   | TEACHER-ART-7016                   | PEREDES, BRIANA           | 46,708.00      | 48,246.00        |
| TEACHERS   | TEACHER-ART-7016                   | RAMIN, CATHLEEN           | 57,723.00      | 59,469.00        |
| TEACHERS   | TEACHER-ART-7016                   | RAYNOLD, SARAH            | 57,723.00      | 59,469.00        |
| TEACHERS   | TEACHER-ART-7016                   | SMELSER, STEPHANIE        | 70,833.00      | 73,305.00        |
| TEACHERS   | TEACHER-ART-7016                   | SODERBERG-DECROSTA, DANA  | 55,529.00      | 57,269.00        |
| TEACHERS   | TEACHER-ART-7016                   | TAYLOR, LINSEY            | 46,708.00      | 48,246.00        |
| TEACHERS   | TEACHER-ART-7016                   | VAIUSO, SAMARA            | 68,576.00      | 71,038.00        |
| TEACHERS   | TEACHER-ART-7016                   | VITALI, NICOLE            | 46,708.00      | 48,246.00        |
| TEACHERS   | TEACHER-ART-7016                   | WETMORE, KRISTIN          | 92,569.00      | 92,569.00        |
| TEACHERS   | TEACHER-ART-7016                   | WINGREEN, MICHELLE        | 48,846.00      | 50,445.00        |
| TEACHERS   | TEACHER-BILINGUAL ENGLISH 5/8-7103 | BOWMAN, DOUGLAS           | 88,789.00      | 92,569.00        |
| TEACHERS   | TEACHER-BILINGUAL GRADE 1-7018     | ALVAREZ, SILVIANA         | 89,856.00      | 89,856.00        |
| TEACHERS   | TEACHER-BILINGUAL GRADE 1-7018     | APONTE-BAEZ, ANNA         | 48,901.00      | 50,440.00        |
| TEACHERS   | TEACHER-BILINGUAL GRADE 1-7018     | BARAHONA, ROCIO           | 89,856.00      | 89,856.00        |
| TEACHERS   | TEACHER-BILINGUAL GRADE 1-7018     | MAGEE, LUCRECIA           | 51,045.00      | 52,656.00        |
| TEACHERS   | TEACHER-BILINGUAL GRADE 1-7018     | PALTEN, EMILY             | 51,040.00      | 52,638.00        |
| TEACHERS   | TEACHER-BILINGUAL GRADE 1-7018     | VILLEGAS-FLORIN, MARIA    | 67,710.00      | 69,894.00        |
| TEACHERS   | TEACHER-BILINGUAL GRADE 1-7018     | WILLIAMS, ALBA            | 89,856.00      | 89,856.00        |
| TEACHERS   | TEACHER-BILINGUAL GRADE 2-7020     | BERMUDEZ, DELIXANDRA      | 53,238.00      | 54,849.00        |
| TEACHERS   | TEACHER-BILINGUAL GRADE 2-7020     | CONROY, WILLIAM           | 74,405.00      | 76,976.00        |
| TEACHERS   | TEACHER-BILINGUAL GRADE 2-7020     | GONZALEZ, JENNIFER        | 45,357.00      | 46,708.00        |
| TEACHERS   | TEACHER-BILINGUAL GRADE 2-7020     | MARTINEZ, GISSELA         | 78,076.00      | 80,838.00        |
| TEACHERS   | TEACHER-BILINGUAL GRADE 2-7020     | MUNIZ, CID                | 48,901.00      | 50,440.00        |
| TEACHERS   | TEACHER-BILINGUAL GRADE 2-7020     | NUNEZ, ANTONIO            | 87,580.00      | 87,580.00        |
| TEACHERS   | TEACHER-BILINGUAL GRADE 3-7022     | GOMES, PAOLA              | 53,256.00      | 54,909.00        |
| TEACHERS   | TEACHER-BILINGUAL GRADE 3-7022     | LOPEZ-LEON, FERNANDO      | 62,534.00      | 64,380.00        |

\*This Staff Roster is reflective of staff who were working in the District for the 2018-2019 school year.

# Staff Roster

| Class Name | Job Title                           | Name                        | Current Salary | 2019-2020 Salary |
|------------|-------------------------------------|-----------------------------|----------------|------------------|
| TEACHERS   | TEACHER-BILINGUAL GRADE 3-7022      | RODRIGUEZ - LAPMAN, MELANIE | 60,119.00      | 61,884.00        |
| TEACHERS   | TEACHER-BILINGUAL GRADE 3-7022      | RODRIGUEZ THOMAS, MELANIE   | 57,723.00      | 59,469.00        |
| TEACHERS   | TEACHER-BILINGUAL GRADE 4-7024      | HIDALGO, THERESA            | 53,238.00      | 54,849.00        |
| TEACHERS   | TEACHER-BILINGUAL GRADE 4-7024      | IRIZARRY, GLORIA            | 72,138.00      | 74,700.00        |
| TEACHERS   | TEACHER-BILINGUAL GRADE 4-7024      | JACA, AUREA                 | 67,710.00      | 69,894.00        |
| TEACHERS   | TEACHER-BILINGUAL GRADE 4-7024      | VILLANUEVA, HUSSEIHANN      | 45,357.00      | 46,708.00        |
| TEACHERS   | TEACHER-BILINGUAL GRADE 5-7026      | COSTA-MARRERO, ELENA        | 57,919.00      | 59,691.00        |
| TEACHERS   | TEACHER-BILINGUAL GRADE 5-7026      | WEINREB, DAVID              | 51,040.00      | 52,638.00        |
| TEACHERS   | TEACHER-BILINGUAL GRADE 6-7028      | CUEVAS, INGRID              | 92,569.00      | 92,569.00        |
| TEACHERS   | TEACHER-BILINGUAL GRADE 6-7028      | FRENCH, ALLISON             | 70,833.00      | 73,305.00        |
| TEACHERS   | TEACHER-BILINGUAL GRADE 6-7028      | JOSEPH, KYANNA              | 47,551.00      | 48,901.00        |
| TEACHERS   | TEACHER-BILINGUAL GRADE 7-7029      | HERNANDEZ, ORLANDO          | 81,738.00      | 84,976.00        |
| TEACHERS   | TEACHER-BILINGUAL GRADE 7-7029      | MARTINEZ, JUSTINE           | 48,846.00      | 50,445.00        |
| TEACHERS   | TEACHER-BILINGUAL GRADE 7-7029      | VALES, AIDA                 | 60,341.00      | 62,166.00        |
| TEACHERS   | TEACHER-BILINGUAL ITINERANT-7097    | RYAN, MARIA CRISTINA        | 81,738.00      | 84,976.00        |
| TEACHERS   | TEACHER-BILINGUAL K-8-7088          | GONZALEZ, JACQUELINE        | 55,449.00      | 57,103.00        |
| TEACHERS   | TEACHER-BILINGUAL KINDERGARTEN-7017 | ALVARADO, JOANY             | 67,938.00      | 70,133.00        |
| TEACHERS   | TEACHER-BILINGUAL KINDERGARTEN-7017 | BERRIOS, OSCAIMA            | 48,846.00      | 50,445.00        |
| TEACHERS   | TEACHER-BILINGUAL KINDERGARTEN-7017 | ELGERT, NANCY               | 84,451.00      | 87,689.00        |
| TEACHERS   | TEACHER-BILINGUAL KINDERGARTEN-7017 | MERCADO, GLOREE MAR         | 45,357.00      | 46,708.00        |
| TEACHERS   | TEACHER-BILINGUAL KINDERGARTEN-7017 | SOSA, EVELYN                | 47,551.00      | 48,901.00        |
| TEACHERS   | TEACHER-BILINGUAL SOC. STUDIES-7061 | GIL DE RUBIO, JEANETTE      | 89,856.00      | 89,856.00        |
| TEACHERS   | TEACHER-BUSINESS-7032               | ARRINGTON-STEELE, VALARIE   | 90,606.00      | 90,606.00        |
| TEACHERS   | TEACHER-BUSINESS-7032               | BELLANTONI, JAMES           | 78,076.00      | 80,838.00        |
| TEACHERS   | TEACHER-BUSINESS-7032               | BISASOR-WILLIAMS, KIMALA    | 65,080.00      | 67,238.00        |
| TEACHERS   | TEACHER-BUSINESS-7032               | BRYSON, LISA                | 75,800.00      | 78,562.00        |
| TEACHERS   | TEACHER-BUSINESS-7032               | COTTO, WILLIAM              | 55,449.00      | 57,103.00        |
| TEACHERS   | TEACHER-BUSINESS-7032               | FREER, CRIS                 | 65,080.00      | 67,238.00        |
| TEACHERS   | TEACHER-BUSINESS-7032               | GONZALEZ, JOSEPH            | 73,517.00      | 76,003.00        |
| TEACHERS   | TEACHER-BUSINESS-7032               | GRACY, LAURIE               | 73,517.00      | 76,003.00        |
| TEACHERS   | TEACHER-BUSINESS-7032               | GREENE, MELISSA             | 84,451.00      | 87,689.00        |
| TEACHERS   | TEACHER-BUSINESS-7032               | HATFIELD, ROYCE             | 92,569.00      | 92,569.00        |
| TEACHERS   | TEACHER-BUSINESS-7032               | HATTON, MELISSA             | 65,080.00      | 67,238.00        |
| TEACHERS   | TEACHER-BUSINESS-7032               | HEKELER, CHRISTOPHER        | 70,833.00      | 73,305.00        |
| TEACHERS   | TEACHER-BUSINESS-7032               | HICKEY, DAVID               | 79,462.00      | 82,700.00        |
| TEACHERS   | TEACHER-BUSINESS-7032               | KANE, SARAH                 | 48,901.00      | 50,440.00        |
| TEACHERS   | TEACHER-BUSINESS-7032               | KEITH, JENNIFER             | 70,594.00      | 72,817.00        |
| TEACHERS   | TEACHER-BUSINESS-7032               | MACK, LANNA                 | 55,449.00      | 57,103.00        |
| TEACHERS   | TEACHER-BUSINESS-7032               | SCHNEIDER, PHILLIP          | 80,789.00      | 83,551.00        |
| TEACHERS   | TEACHER-BUSINESS-7032               | WHITE, DONALD               | 74,405.00      | 76,976.00        |
| TEACHERS   | TEACHER-BUSINESS-7032               | YANYAC, ASHLEY              | 80,789.00      | 83,551.00        |
| TEACHERS   | TEACHER-CERT. NURS.ASST.PROGRM-7121 | ZAJAC, ROSALBA              | 57,919.00      | 59,691.00        |
| TEACHERS   | TEACHER-CLIMATE SPECIALIST-7055     | BILLY, KIMBERLY             | 62,713.00      | 64,485.00        |
| TEACHERS   | TEACHER-CLIMATE SPECIALIST-7055     | BOGART, MICHELLE            | 97,547.00      | 57,730.00        |
| TEACHERS   | TEACHER-CLIMATE SPECIALIST-7055     | MACAULEY, JENIFER           | 73,517.00      | -                |
| TEACHERS   | TEACHER-CLIMATE SPECIALIST-7055     | PACELLI, STEPHANIE          | 60,324.00      | 62,063.00        |
| TEACHERS   | TEACHER-COMPUTER ED/I.T.-7084       | CELESTINO, ANDRE            | 53,238.00      | 54,849.00        |
| TEACHERS   | TEACHER-COMPUTER ED/I.T.-7084       | DISCENZA, LAURA             | 57,723.00      | 59,469.00        |
| TEACHERS   | TEACHER-COMPUTER ED/I.T.-7084       | PAKUTKA, CHRISTINE          | 60,119.00      | 61,884.00        |
| TEACHERS   | TEACHER-COMPUTER ED/I.T.-7084       | PINSKER, ROBERT             | 74,405.00      | 76,976.00        |
| TEACHERS   | TEACHER-COMPUTER ED/I.T.-7084       | VOIRA, PHYLLIS              | 80,789.00      | 83,551.00        |
| TEACHERS   | TEACHER-COMPUTER ED/I.T.-7084       | WELFARE, MALCOLM            | 48,901.00      | 50,440.00        |
| TEACHERS   | TEACHER-CO-TEACHER ELEMENTARY-7094  | DORAZ, HEATHER              | 57,723.00      | 59,469.00        |
| TEACHERS   | TEACHER-CO-TEACHER ELEMENTARY-7094  | GRECO, PETER                | 55,449.00      | 57,103.00        |
| TEACHERS   | TEACHER-CO-TEACHER ELEMENTARY-7094  | MEEHAN, JOAN MARIE          | 60,324.00      | 62,063.00        |
| TEACHERS   | TEACHER-CURRICULUM STAFF DEVEL-7034 | PETRICCIONE, SYLVIA         | 90,606.00      | 90,606.00        |
| TEACHERS   | TEACHER-DANCE-7102                  | BAUER, LINDSEY              | 70,833.00      | 73,305.00        |
| TEACHERS   | TEACHER-DANCE-7102                  | HANKEY, STEPHEN             | 65,703.00      | 67,876.00        |
| TEACHERS   | TEACHER-DEV. READING/9-12-7093      | ACQUAVITA, JOHN             | 89,856.00      | 89,856.00        |
| TEACHERS   | TEACHER-DEV. READING/9-12-7093      | O'LEARY, CARL               | 70,833.00      | 73,305.00        |

\*This Staff Roster is reflective of staff who were working in the District for the 2018-2019 school year.

# Staff Roster

| Class Name | Job Title                       | Name                           | Current Salary | 2019-2020 Salary |
|------------|---------------------------------|--------------------------------|----------------|------------------|
| TEACHERS   | TEACHER-DEV. READING/K-8-7030   | BERMAN, JUDITH                 | 83,800.00      | 87,580.00        |
| TEACHERS   | TEACHER-DEV. READING/K-8-7030   | BROWN, TIFFANY                 | 65,080.00      | 67,238.00        |
| TEACHERS   | TEACHER-DEV. READING/K-8-7030   | FERRARO, CHRISTINA             | 70,833.00      | 73,305.00        |
| TEACHERS   | TEACHER-DEV. READING/K-8-7030   | KENNEY, JAMES                  | 89,856.00      | 89,856.00        |
| TEACHERS   | TEACHER-DEV. READING/K-8-7030   | LEVY, SUSAN                    | 92,569.00      | 92,569.00        |
| TEACHERS   | TEACHER-DEV. READING/K-8-7030   | NELSON, TIFFANY                | 67,938.00      | 70,133.00        |
| TEACHERS   | TEACHER-DEV. READING/K-8-7030   | RICCI, MICHELE                 | 89,856.00      | 89,856.00        |
| TEACHERS   | TEACHER-DEV. READING/K-8-7030   | ROSS, KELLY                    | 80,789.00      | 83,551.00        |
| TEACHERS   | TEACHER-DEV. READING/K-8-7030   | SPINELLI, DEANA                | 70,833.00      | 73,305.00        |
| TEACHERS   | TEACHER-DEV. READING/K-8-7030   | STRICKER, PAMELA               | 86,076.00      | 89,856.00        |
| TEACHERS   | TEACHER-ENGINEERING-7111        | BOURHROUS, HASSAN              | 55,449.00      | 57,103.00        |
| TEACHERS   | TEACHER-ENGINEERING-7111        | FUTRELL, ALLEN                 | 89,856.00      | 89,856.00        |
| TEACHERS   | TEACHER-ENGINEERING-7111        | OPARAOCHA, DIDACUS             | 85,017.00      | 87,779.00        |
| TEACHERS   | TEACHER-ENGINEERING-7111        | PANCHAL, PUSHPENDRA            | 53,642.00      | 55,240.00        |
| TEACHERS   | TEACHER-ENGINEERING-7111        | PETRESCU, MICHAEL              | 57,723.00      | 59,469.00        |
| TEACHERS   | TEACHER-ENGINEERING-7111        | RASETTI-PACIOS, ANA            | 67,938.00      | 70,133.00        |
| TEACHERS   | TEACHER-ENGINEERING-7111        | SLADE, ANN                     | 55,529.00      | 57,269.00        |
| TEACHERS   | TEACHER-ENGLISH GRADES 5/8-7065 | CLARK, EDMUND                  | 92,569.00      | 92,569.00        |
| TEACHERS   | TEACHER-ENGLISH GRADES 5/8-7065 | EDWARDS, LORNA                 | 89,856.00      | 89,856.00        |
| TEACHERS   | TEACHER-ENGLISH GRADES 5/8-7065 | FORMICA, VICTORIA              | 51,040.00      | 52,638.00        |
| TEACHERS   | TEACHER-ENGLISH GRADES 5/8-7065 | LAMBERTI, MEDEA                | 73,517.00      | 76,003.00        |
| TEACHERS   | TEACHER-ENGLISH GRADES 5/8-7065 | NEARY, PATRICIA                | 57,723.00      | 59,469.00        |
| TEACHERS   | TEACHER-ENGLISH GRADES 5/8-7065 | SHEVCHENKO, DMITRI             | 80,789.00      | 83,551.00        |
| TEACHERS   | TEACHER-ENGLISH-7036            | ANDERSON, KIMBERLY             | 86,076.00      | 89,856.00        |
| TEACHERS   | TEACHER-ENGLISH-7036            | BARBERO, KEVIN                 | 74,405.00      | 76,976.00        |
| TEACHERS   | TEACHER-ENGLISH-7036            | BELLMORE, KATELYN              | 57,723.00      | 59,469.00        |
| TEACHERS   | TEACHER-ENGLISH-7036            | BRELAND, CHEVAUNNE             | 60,119.00      | 61,884.00        |
| TEACHERS   | TEACHER-ENGLISH-7036            | BRENNER, AARON                 | 89,856.00      | 89,856.00        |
| TEACHERS   | TEACHER-ENGLISH-7036            | CARLSON, JAMES                 | 57,723.00      | 59,469.00        |
| TEACHERS   | TEACHER-ENGLISH-7036            | CATALANO, PATRICIA             | 80,789.00      | 83,551.00        |
| TEACHERS   | TEACHER-ENGLISH-7036            | CENABRE, MARCO                 | 53,256.00      | 54,909.00        |
| TEACHERS   | TEACHER-ENGLISH-7036            | CHESTER, LISA                  | 57,723.00      | 59,469.00        |
| TEACHERS   | TEACHER-ENGLISH-7036            | CIANCIULLI, LAUREN             | 62,534.00      | 64,380.00        |
| TEACHERS   | TEACHER-ENGLISH-7036            | CONNOLLY, TARA                 | 88,789.00      | 92,569.00        |
| TEACHERS   | TEACHER-ENGLISH-7036            | COTLIER-CASSELL, MOIRA         | 65,080.00      | 67,238.00        |
| TEACHERS   | TEACHER-ENGLISH-7036            | CUMINALE, RICHARD              | 60,341.00      | 62,166.00        |
| TEACHERS   | TEACHER-ENGLISH-7036            | DADIO, KATHRYN                 | 62,866.00      | 65,003.00        |
| TEACHERS   | TEACHER-ENGLISH-7036            | DAILEY, MELISSA                | 86,076.00      | 89,856.00        |
| TEACHERS   | TEACHER-ENGLISH-7036            | DALEY, JOSEPH                  | 57,723.00      | 59,469.00        |
| TEACHERS   | TEACHER-ENGLISH-7036            | DANIELS, LAURA                 | 62,534.00      | 64,380.00        |
| TEACHERS   | TEACHER-ENGLISH-7036            | DIMA, MIHAELA                  | 60,119.00      | 61,884.00        |
| TEACHERS   | TEACHER-ENGLISH-7036            | DONAHUE, JOHN                  | 89,856.00      | 89,856.00        |
| TEACHERS   | TEACHER-ENGLISH-7036            | EDGETT, SIMON                  | 70,833.00      | 73,305.00        |
| TEACHERS   | TEACHER-ENGLISH-7036            | ELLWANGER, SUSAN               | 89,856.00      | 89,856.00        |
| TEACHERS   | TEACHER-ENGLISH-7036            | ENG, TIMOTHY                   | 67,938.00      | 70,133.00        |
| TEACHERS   | TEACHER-ENGLISH-7036            | ENGLART, MINDI                 | 70,833.00      | 73,305.00        |
| TEACHERS   | TEACHER-ENGLISH-7036            | ESCARFULLERY, NICOLE           | 57,723.00      | 59,469.00        |
| TEACHERS   | TEACHER-ENGLISH-7036            | FEE, ROBERT                    | 57,723.00      | 59,469.00        |
| TEACHERS   | TEACHER-ENGLISH-7036            | FIGUEROA, DANIELA              | 70,833.00      | 73,305.00        |
| TEACHERS   | TEACHER-ENGLISH-7036            | GARDNER, NICOLA                | 74,405.00      | 76,976.00        |
| TEACHERS   | TEACHER-ENGLISH-7036            | GIZA, JOHN                     | 60,324.00      | 62,063.00        |
| TEACHERS   | TEACHER-ENGLISH-7036            | GRANDFIELD SCHIMANSKI, KRISTEN | 86,076.00      | 89,856.00        |
| TEACHERS   | TEACHER-ENGLISH-7036            | HANDY, AIDAN                   | 55,449.00      | 57,103.00        |
| TEACHERS   | TEACHER-ENGLISH-7036            | HANOVER, RYAN                  | 89,856.00      | 89,856.00        |
| TEACHERS   | TEACHER-ENGLISH-7036            | HARTZELL, ESTHER               | 46,708.00      | 48,246.00        |
| TEACHERS   | TEACHER-ENGLISH-7036            | JOHNSTON, ELIZABETH            | 70,833.00      | 73,305.00        |
| TEACHERS   | TEACHER-ENGLISH-7036            | JONES, COLLEEN                 | 48,901.00      | 50,440.00        |
| TEACHERS   | TEACHER-ENGLISH-7036            | KAMINSKI, AMY                  | 70,833.00      | 73,305.00        |
| TEACHERS   | TEACHER-ENGLISH-7036            | KANE, TIMOTHY                  | 53,256.00      | 54,909.00        |
| TEACHERS   | TEACHER-ENGLISH-7036            | KATZ, JUDITH                   | 70,833.00      | 73,305.00        |

\*This Staff Roster is reflective of staff who were working in the District for the 2018-2019 school year.



# Staff Roster

| Class Name | Job Title                         | Name                       | Current Salary | 2019-2020 Salary |
|------------|-----------------------------------|----------------------------|----------------|------------------|
| TEACHERS   | TEACHER-ENGLISH-7036              | KOONZE, MEGAN              | 77,103.00      | 79,689.00        |
| TEACHERS   | TEACHER-ENGLISH-7036              | LA PAN, DANIELLE           | 67,938.00      | 70,133.00        |
| TEACHERS   | TEACHER-ENGLISH-7036              | LOPEZ, RAQUEL              | 57,723.00      | 59,469.00        |
| TEACHERS   | TEACHER-ENGLISH-7036              | LOUREIRO, CHRISTOPHER      | 57,723.00      | 59,469.00        |
| TEACHERS   | TEACHER-ENGLISH-7036              | MADDEN, KRISTIN            | 57,723.00      | 59,469.00        |
| TEACHERS   | TEACHER-ENGLISH-7036              | MARCHESE, ROBERT           | 92,569.00      | 92,569.00        |
| TEACHERS   | TEACHER-ENGLISH-7036              | MEYER, ARON                | 53,642.00      | 55,240.00        |
| TEACHERS   | TEACHER-ENGLISH-7036              | MITCHELL, RAVEN            | 57,919.00      | 59,691.00        |
| TEACHERS   | TEACHER-ENGLISH-7036              | MONAHAN, MATTHEW           | 70,833.00      | 73,305.00        |
| TEACHERS   | TEACHER-ENGLISH-7036              | MURPHY, ROSE               | 53,238.00      | 54,849.00        |
| TEACHERS   | TEACHER-ENGLISH-7036              | NELKEN, BENJAMIN           | 74,405.00      | 76,976.00        |
| TEACHERS   | TEACHER-ENGLISH-7036              | O'LYNNGER, WILLIAM         | 81,738.00      | 84,976.00        |
| TEACHERS   | TEACHER-ENGLISH-7036              | PACELLI, ANNE              | 81,738.00      | 84,976.00        |
| TEACHERS   | TEACHER-ENGLISH-7036              | PALITZ NELKEN, AKIMI       | 57,723.00      | 59,469.00        |
| TEACHERS   | TEACHER-ENGLISH-7036              | PALMIERI, DANIELLE         | 48,846.00      | 50,445.00        |
| TEACHERS   | TEACHER-ENGLISH-7036              | PALMIERI, KRISTIN          | 68,576.00      | 71,038.00        |
| TEACHERS   | TEACHER-ENGLISH-7036              | PHILLIPS, THERESA          | 47,551.00      | 48,901.00        |
| TEACHERS   | TEACHER-ENGLISH-7036              | PICKETT, CHARLES           | 62,534.00      | 64,380.00        |
| TEACHERS   | TEACHER-ENGLISH-7036              | PUGLISI, BARBARA           | 89,856.00      | 89,856.00        |
| TEACHERS   | TEACHER-ENGLISH-7036              | ROBERGE, ELISIA            | 48,846.00      | 50,445.00        |
| TEACHERS   | TEACHER-ENGLISH-7036              | ROBINSON, KAREN            | 73,517.00      | 76,003.00        |
| TEACHERS   | TEACHER-ENGLISH-7036              | SACCO, ANTHONY             | 70,833.00      | 73,305.00        |
| TEACHERS   | TEACHER-ENGLISH-7036              | SANTIAGO, REINALDO         | 86,076.00      | 89,856.00        |
| TEACHERS   | TEACHER-ENGLISH-7036              | SAPIENZA, MARIALUISA       | 89,856.00      | 89,856.00        |
| TEACHERS   | TEACHER-ENGLISH-7036              | SARJA, JENNIFER            | 65,080.00      | 67,238.00        |
| TEACHERS   | TEACHER-ENGLISH-7036              | SASSO, BARBARA             | 86,076.00      | 89,856.00        |
| TEACHERS   | TEACHER-ENGLISH-7036              | SCHWARTZ, ROBERT           | 57,723.00      | 59,469.00        |
| TEACHERS   | TEACHER-ENGLISH-7036              | SLUSKY, WILLIAM            | 70,833.00      | 73,305.00        |
| TEACHERS   | TEACHER-ENGLISH-7036              | SMITH, CARRIE              | 81,738.00      | 84,976.00        |
| TEACHERS   | TEACHER-ENGLISH-7036              | SOARES, JAIME              | 55,529.00      | 57,269.00        |
| TEACHERS   | TEACHER-ENGLISH-7036              | SOLLI, MARCANTHONY         | 92,569.00      | 92,569.00        |
| TEACHERS   | TEACHER-ENGLISH-7036              | STAYNSIAK, STEPHEN         | 62,534.00      | 64,380.00        |
| TEACHERS   | TEACHER-ENGLISH-7036              | SULLIVAN, JOHN             | 89,856.00      | 89,856.00        |
| TEACHERS   | TEACHER-ENGLISH-7036              | THORNE, CAMEO              | 89,856.00      | 89,856.00        |
| TEACHERS   | TEACHER-ENGLISH-7036              | TIEDEMANN DECAPRIO, KATIE  | 65,080.00      | 67,238.00        |
| TEACHERS   | TEACHER-ENGLISH-7036              | VITTORIO, ALISHA           | 48,901.00      | 50,440.00        |
| TEACHERS   | TEACHER-ENGLISH-7036              | VOLLONO, VALERIE           | 57,723.00      | 59,469.00        |
| TEACHERS   | TEACHER-ENGLISH-7036              | WAJNOWSKI, DANIEL          | 60,324.00      | 62,063.00        |
| TEACHERS   | TEACHER-ENGLISH-7036              | WARD, LESZEK               | 62,534.00      | 64,380.00        |
| TEACHERS   | TEACHER-ENGLISH-7036              | WHEATON, MICHAEL           | 65,703.00      | 67,876.00        |
| TEACHERS   | TEACHER-ENGLISH-7036              | WICKAM, MICHELE            | 89,856.00      | 89,856.00        |
| TEACHERS   | TEACHER-ENGLISH-7036              | WILLIAMSON, JULIANNA       | 53,238.00      | 54,849.00        |
| TEACHERS   | TEACHER-ENGLISH-7036              | YEAGER, RHONDA             | 75,800.00      | 78,562.00        |
| TEACHERS   | TEACHER-ENGLISH-7036              | ZELENSKI, JESSICA          | 70,833.00      | 73,305.00        |
| TEACHERS   | TEACHER-FOREIGN LANGUAGE K-8-7074 | ANDERSON, TRUDY            | 92,569.00      | 92,569.00        |
| TEACHERS   | TEACHER-FOREIGN LANGUAGE K-8-7074 | BERMUDEZ, PEDRO            | 53,256.00      | 54,909.00        |
| TEACHERS   | TEACHER-FOREIGN LANGUAGE K-8-7074 | BERTHELOT, AUDREY          | 81,738.00      | 84,976.00        |
| TEACHERS   | TEACHER-FOREIGN LANGUAGE K-8-7074 | COMBS, MARTHA              | 89,856.00      | 90,606.00        |
| TEACHERS   | TEACHER-FOREIGN LANGUAGE K-8-7074 | DENOYA, LILIANA            | 89,856.00      | 89,856.00        |
| TEACHERS   | TEACHER-FOREIGN LANGUAGE K-8-7074 | DEYOUNGE, ADESINA          | 68,576.00      | 71,038.00        |
| TEACHERS   | TEACHER-FOREIGN LANGUAGE K-8-7074 | GONZALEZ, MARILYN          | 87,580.00      | 87,580.00        |
| TEACHERS   | TEACHER-FOREIGN LANGUAGE K-8-7074 | GONZALEZ, SHIRLEY          | 51,040.00      | 52,638.00        |
| TEACHERS   | TEACHER-FOREIGN LANGUAGE K-8-7074 | KARANXHA, VALBONA          | 77,704.00      | 80,211.00        |
| TEACHERS   | TEACHER-FOREIGN LANGUAGE K-8-7074 | LETOURNEAU-BURBANK, ALISON | 62,534.00      | 64,380.00        |
| TEACHERS   | TEACHER-FOREIGN LANGUAGE K-8-7074 | LOPEZ, JOANNA              | 55,529.00      | 57,269.00        |
| TEACHERS   | TEACHER-FOREIGN LANGUAGE K-8-7074 | LOPEZ, MARIA               | 70,833.00      | 73,305.00        |
| TEACHERS   | TEACHER-FOREIGN LANGUAGE K-8-7074 | RAIS, LAURA                | 65,080.00      | 67,238.00        |
| TEACHERS   | TEACHER-FOREIGN LANGUAGE K-8-7074 | RIVERA, KAREN              | 60,341.00      | 62,166.00        |
| TEACHERS   | TEACHER-FOREIGN LANGUAGE K-8-7074 | SANTIAGO, GUADALUPE        | 62,534.00      | 64,380.00        |
| TEACHERS   | TEACHER-FOREIGN LANGUAGE K-8-7074 | SCHRYNEMAKERS, ANA MARIA   | 60,119.00      | 61,884.00        |

\*This Staff Roster is reflective of staff who were working in the District for the 2018-2019 school year.

# Staff Roster

| Class Name | Job Title                         | Name                         | Current Salary | 2019-2020 Salary |
|------------|-----------------------------------|------------------------------|----------------|------------------|
| TEACHERS   | TEACHER-FOREIGN LANGUAGE K-8-7074 | ZENAÏT, ABIR                 | 57,723.00      | 59,469.00        |
| TEACHERS   | TEACHER-FOREIGN LANGUAGE-7038     | ABRAHEM, HABIBA              | 45,357.00      | 46,708.00        |
| TEACHERS   | TEACHER-FOREIGN LANGUAGE-7038     | ALEXIS, REGINALD             | 60,324.00      | 62,063.00        |
| TEACHERS   | TEACHER-FOREIGN LANGUAGE-7038     | BANACK, LUKE                 | 78,076.00      | 80,838.00        |
| TEACHERS   | TEACHER-FOREIGN LANGUAGE-7038     | BARZANA SANTIAGO, ANGEL      | 70,833.00      | 73,305.00        |
| TEACHERS   | TEACHER-FOREIGN LANGUAGE-7038     | BLANK, LORI                  | 89,856.00      | 89,856.00        |
| TEACHERS   | TEACHER-FOREIGN LANGUAGE-7038     | BOEMMELS, JAMES              | 60,341.00      | 62,166.00        |
| TEACHERS   | TEACHER-FOREIGN LANGUAGE-7038     | BORIA, JANARLEEN             | 60,341.00      | 62,166.00        |
| TEACHERS   | TEACHER-FOREIGN LANGUAGE-7038     | BOUHOUCHE, EL MAHFOUD        | 55,449.00      | 57,103.00        |
| TEACHERS   | TEACHER-FOREIGN LANGUAGE-7038     | CARDALLIAGUET, MARIA         | 74,405.00      | 76,976.00        |
| TEACHERS   | TEACHER-FOREIGN LANGUAGE-7038     | CASTELLANOS, DANIELA         | 53,238.00      | 54,849.00        |
| TEACHERS   | TEACHER-FOREIGN LANGUAGE-7038     | CHEN, ZHANYUN                | 55,449.00      | 57,103.00        |
| TEACHERS   | TEACHER-FOREIGN LANGUAGE-7038     | CHENG, HONG                  | 55,449.00      | 57,103.00        |
| TEACHERS   | TEACHER-FOREIGN LANGUAGE-7038     | COLON, MAGDA                 | 67,938.00      | 70,133.00        |
| TEACHERS   | TEACHER-FOREIGN LANGUAGE-7038     | CONROY, MARIA                | 73,517.00      | 76,003.00        |
| TEACHERS   | TEACHER-FOREIGN LANGUAGE-7038     | CORTES, CLARA                | 92,569.00      | 92,569.00        |
| TEACHERS   | TEACHER-FOREIGN LANGUAGE-7038     | DIAZFAESZUNIGA, TERESA       | 48,901.00      | 50,440.00        |
| TEACHERS   | TEACHER-FOREIGN LANGUAGE-7038     | DORLEANS, PHARA              | 62,534.00      | 64,380.00        |
| TEACHERS   | TEACHER-FOREIGN LANGUAGE-7038     | DRYMILLER, JOHN              | 74,405.00      | 76,976.00        |
| TEACHERS   | TEACHER-FOREIGN LANGUAGE-7038     | EL HAMRAOUI, KARIMA          | 57,723.00      | 59,469.00        |
| TEACHERS   | TEACHER-FOREIGN LANGUAGE-7038     | ELKAMAH, HANAN               | 45,357.00      | -                |
| TEACHERS   | TEACHER-FOREIGN LANGUAGE-7038     | ELYAHYAUI, ZAHRA             | 46,708.00      | 48,246.00        |
| TEACHERS   | TEACHER-FOREIGN LANGUAGE-7038     | ESPOSITO, VANDELINA          | 89,856.00      | 89,856.00        |
| TEACHERS   | TEACHER-FOREIGN LANGUAGE-7038     | FARFONE, MELISSA             | 51,045.00      | 52,656.00        |
| TEACHERS   | TEACHER-FOREIGN LANGUAGE-7038     | GOMEZ, ANTHONY               | 53,256.00      | 54,909.00        |
| TEACHERS   | TEACHER-FOREIGN LANGUAGE-7038     | GRIFFIN, CHIA-LIEN           | 57,919.00      | 59,691.00        |
| TEACHERS   | TEACHER-FOREIGN LANGUAGE-7038     | HILYARD, VIRGINIA            | 92,569.00      | 92,569.00        |
| TEACHERS   | TEACHER-FOREIGN LANGUAGE-7038     | IMPROTA, ALFONSINA           | 55,529.00      | 57,269.00        |
| TEACHERS   | TEACHER-FOREIGN LANGUAGE-7038     | KOEHLER, RAYMOND             | 89,856.00      | 89,856.00        |
| TEACHERS   | TEACHER-FOREIGN LANGUAGE-7038     | LOPEZ, CARLOS                | 92,569.00      | 92,569.00        |
| TEACHERS   | TEACHER-FOREIGN LANGUAGE-7038     | MARQUEZ, SAMUEL              | 68,576.00      | 71,038.00        |
| TEACHERS   | TEACHER-FOREIGN LANGUAGE-7038     | MARSHALL, HANNA              | 51,040.00      | 52,638.00        |
| TEACHERS   | TEACHER-FOREIGN LANGUAGE-7038     | MERCADO, ODALIS              | 45,357.00      | 46,708.00        |
| TEACHERS   | TEACHER-FOREIGN LANGUAGE-7038     | MORRISROE CAPO, LAURA        | 53,256.00      | 54,909.00        |
| TEACHERS   | TEACHER-FOREIGN LANGUAGE-7038     | MUNSON, MARIA                | 60,119.00      | 61,884.00        |
| TEACHERS   | TEACHER-FOREIGN LANGUAGE-7038     | NEGRON, HECTOR               | 68,576.00      | 71,038.00        |
| TEACHERS   | TEACHER-FOREIGN LANGUAGE-7038     | NOUCHKIOUI, FATIMA           | 89,856.00      | 89,856.00        |
| TEACHERS   | TEACHER-FOREIGN LANGUAGE-7038     | ORTEGA, LILIANA              | 62,713.00      | 64,485.00        |
| TEACHERS   | TEACHER-FOREIGN LANGUAGE-7038     | PEREZ, FRANCISCO             | 45,357.00      | 46,708.00        |
| TEACHERS   | TEACHER-FOREIGN LANGUAGE-7038     | PEREZ-ESTRADA, MARY          | 51,040.00      | 52,638.00        |
| TEACHERS   | TEACHER-FOREIGN LANGUAGE-7038     | PLOSS, CARL                  | 62,534.00      | 64,380.00        |
| TEACHERS   | TEACHER-FOREIGN LANGUAGE-7038     | RICKES, ELLEN                | 46,708.00      | 48,246.00        |
| TEACHERS   | TEACHER-FOREIGN LANGUAGE-7038     | RIVERA, LUIS                 | 81,738.00      | 84,976.00        |
| TEACHERS   | TEACHER-FOREIGN LANGUAGE-7038     | RIVERA, MARLIN               | 65,703.00      | 67,876.00        |
| TEACHERS   | TEACHER-FOREIGN LANGUAGE-7038     | RODRIGUEZ, ORLANDO           | 51,045.00      | 52,656.00        |
| TEACHERS   | TEACHER-FOREIGN LANGUAGE-7038     | RODRIGUEZ-HADELMAN, VICTORIA | 89,856.00      | 89,856.00        |
| TEACHERS   | TEACHER-FOREIGN LANGUAGE-7038     | SALAMI, ABDOULAYE            | 81,311.00      | 83,917.00        |
| TEACHERS   | TEACHER-FOREIGN LANGUAGE-7038     | SANCHEZ YARRINGTON, ALLISON  | 48,846.00      | 50,445.00        |
| TEACHERS   | TEACHER-FOREIGN LANGUAGE-7038     | SCOTT, DERESA                | 81,738.00      | 84,976.00        |
| TEACHERS   | TEACHER-FOREIGN LANGUAGE-7038     | SOLANO, CRYSTAL              | 57,723.00      | 59,469.00        |
| TEACHERS   | TEACHER-FOREIGN LANGUAGE-7038     | STRAUCH, DERK-MICHEL         | 78,076.00      | 80,838.00        |
| TEACHERS   | TEACHER-FOREIGN LANGUAGE-7038     | TAPIA, YOVANA ISABEL         | 48,901.00      | 50,440.00        |
| TEACHERS   | TEACHER-FOREIGN LANGUAGE-7038     | TARACENA, LIZA               | 88,789.00      | 92,569.00        |
| TEACHERS   | TEACHER-FOREIGN LANGUAGE-7038     | WRAY, XIOMARA                | 70,594.00      | 72,817.00        |
| TEACHERS   | TEACHER-FOREIGN LANGUAGE-7038     | YANG, RUWEN                  | 62,866.00      | 65,003.00        |
| TEACHERS   | TEACHER-FOREIGN LANGUAGE-7038     | YAO, WEIMEI                  | 57,723.00      | 59,469.00        |
| TEACHERS   | TEACHER-FOREIGN LANGUAGE-7038     | YEPEZ, MARIO                 | 70,833.00      | 73,305.00        |
| TEACHERS   | TEACHER-FOREIGN LANGUAGE-7038     | ZEROIL, NASSIRA              | 55,449.00      | 57,103.00        |
| TEACHERS   | TEACHER-GRADE 1-7001              | ACOSTA, MELISSA              | 57,723.00      | 59,469.00        |
| TEACHERS   | TEACHER-GRADE 1-7001              | ACQUARULO, STEFANIE          | 51,040.00      | 52,638.00        |

\*This Staff Roster is reflective of staff who were working in the District for the 2018-2019 school year.

# Staff Roster

| Class Name | Job Title              | Name                     | Current Salary | 2019-2020 Salary |
|------------|------------------------|--------------------------|----------------|------------------|
| TEACHERS   | TEACHER-GRADE 1-7001   | AVERNA, BARBARA          | 70,833.00      | 73,305.00        |
| TEACHERS   | TEACHER-GRADE 1-7001   | BANAS, LAURA             | 65,080.00      | 67,238.00        |
| TEACHERS   | TEACHER-GRADE 1-7001   | CANALORI, MINDY          | 57,723.00      | 59,469.00        |
| TEACHERS   | TEACHER-GRADE 1-7001   | CAPPIELLO, MIRISSA       | 62,534.00      | 64,380.00        |
| TEACHERS   | TEACHER-GRADE 1-7001   | CARR, ROSALIE            | 86,076.00      | 89,856.00        |
| TEACHERS   | TEACHER-GRADE 1-7001   | CELESTINO, TAYLOR        | 51,045.00      | 52,656.00        |
| TEACHERS   | TEACHER-GRADE 1-7001   | CICARELLI, FRANCESCA     | 53,238.00      | 54,849.00        |
| TEACHERS   | TEACHER-GRADE 1-7001   | COLLETT, CHRISTINA       | 53,238.00      | 54,849.00        |
| TEACHERS   | TEACHER-GRADE 1-7001   | CRIVELLONE, KRISTINA     | 46,708.00      | 48,246.00        |
| TEACHERS   | TEACHER-GRADE 1-7001   | DENUZZO, DINEEN          | 89,856.00      | 89,856.00        |
| TEACHERS   | TEACHER-GRADE 1-7001   | EVOLA, JULIA             | 46,708.00      | 48,246.00        |
| TEACHERS   | TEACHER-GRADE 1-7001   | FEDORKO, CYNTHIA         | 48,901.00      | 50,440.00        |
| TEACHERS   | TEACHER-GRADE 1-7001   | FERNANDEZ, ANDREA        | 74,405.00      | 76,976.00        |
| TEACHERS   | TEACHER-GRADE 1-7001   | FROST, JANITA            | 60,119.00      | 61,884.00        |
| TEACHERS   | TEACHER-GRADE 1-7001   | GARCEAU, CARRIE          | 74,405.00      | 76,976.00        |
| TEACHERS   | TEACHER-GRADE 1-7001   | GEHR, LYNN               | 81,738.00      | 84,976.00        |
| TEACHERS   | TEACHER-GRADE 1-7001   | GEIST, LYNN              | 62,534.00      | 64,380.00        |
| TEACHERS   | TEACHER-GRADE 1-7001   | GORHAM KELLEY, CAMILLE   | 70,833.00      | 73,305.00        |
| TEACHERS   | TEACHER-GRADE 1-7001   | GRANT, SARAH             | 48,901.00      | 50,440.00        |
| TEACHERS   | TEACHER-GRADE 1-7001   | GRIFFIN, JAMIE           | 48,846.00      | 50,445.00        |
| TEACHERS   | TEACHER-GRADE 1-7001   | HEALY, MARY              | 57,723.00      | 59,469.00        |
| TEACHERS   | TEACHER-GRADE 1-7001   | HEBERT, KRISTEN          | 70,833.00      | 73,305.00        |
| TEACHERS   | TEACHER-GRADE 1-7001   | HELAK, DANA              | 53,238.00      | 54,849.00        |
| TEACHERS   | TEACHER-GRADE 1-7001   | HOSEN, JANE              | 55,529.00      | 57,269.00        |
| TEACHERS   | TEACHER-GRADE 1-7001   | HUOT, DIANE              | 89,856.00      | 89,856.00        |
| TEACHERS   | TEACHER-GRADE 1-7001   | KATUZNEY, ABBEY          | 62,534.00      | 64,380.00        |
| TEACHERS   | TEACHER-GRADE 1-7001   | KELLY, CHEYANN           | 48,901.00      | 50,440.00        |
| TEACHERS   | TEACHER-GRADE 1-7001   | LANDINO-MASTRIANNI, MARY | 57,723.00      | 59,469.00        |
| TEACHERS   | TEACHER-GRADE 1-7001   | LAUGHLIN, SUSAN          | 89,856.00      | 89,856.00        |
| TEACHERS   | TEACHER-GRADE 1-7001   | LUZZI, CHERYL            | 55,449.00      | 57,103.00        |
| TEACHERS   | TEACHER-GRADE 1-7001   | MARTINS, ANNALISA        | 55,529.00      | 57,269.00        |
| TEACHERS   | TEACHER-GRADE 1-7001   | MILNE, AMANDA            | 57,723.00      | 59,469.00        |
| TEACHERS   | TEACHER-GRADE 1-7001   | MORA, KINARYS            | 46,708.00      | 48,246.00        |
| TEACHERS   | TEACHER-GRADE 1-7001   | MORRISSEY, DANIELLE      | 57,723.00      | 59,469.00        |
| TEACHERS   | TEACHER-GRADE 1-7001   | NOMANI, TAHIRA           | 48,901.00      | 50,440.00        |
| TEACHERS   | TEACHER-GRADE 1-7001   | OLIVERIO, JENNIFER       | 55,529.00      | 57,269.00        |
| TEACHERS   | TEACHER-GRADE 1-7001   | PARKER, KIMBERLY         | 67,938.00      | 70,133.00        |
| TEACHERS   | TEACHER-GRADE 1-7001   | PEREIRA, LISA-MARIE      | 73,517.00      | 76,003.00        |
| TEACHERS   | TEACHER-GRADE 1-7001   | PEREIRA, MELISSA         | 70,833.00      | 73,305.00        |
| TEACHERS   | TEACHER-GRADE 1-7001   | PHELPS, MICHELLE         | 55,449.00      | 57,103.00        |
| TEACHERS   | TEACHER-GRADE 1-7001   | PIRES, DEBBIE            | 60,119.00      | 61,884.00        |
| TEACHERS   | TEACHER-GRADE 1-7001   | PRISCO, STEPHANIE        | 60,119.00      | 61,884.00        |
| TEACHERS   | TEACHER-GRADE 1-7001   | PUGLIA, STACEY           | 55,449.00      | 57,103.00        |
| TEACHERS   | TEACHER-GRADE 1-7001   | RANDELL, RACHEL          | 74,405.00      | 76,976.00        |
| TEACHERS   | TEACHER-GRADE 1-7001   | REYES-COUVERTIER, CARLOS | 70,833.00      | 73,305.00        |
| TEACHERS   | TEACHER-GRADE 1-7001   | REYNOLDS, RYAN           | 89,856.00      | 89,856.00        |
| TEACHERS   | TEACHER-GRADE 1-7001   | REYNOLDS, SAMANTHA       | 48,901.00      | 50,440.00        |
| TEACHERS   | TEACHER-GRADE 1-7001   | RUSSO, AUTUMN MARIE      | 70,833.00      | 73,305.00        |
| TEACHERS   | TEACHER-GRADE 1-7001   | SKLANKA, DINA            | 55,449.00      | 57,103.00        |
| TEACHERS   | TEACHER-GRADE 1-7001   | STEVENS, SHANNON         | 74,405.00      | 76,976.00        |
| TEACHERS   | TEACHER-GRADE 1-7001   | STOPKA, LISA             | 60,119.00      | 61,884.00        |
| TEACHERS   | TEACHER-GRADE 1-7001   | TABER, MINDY             | 89,856.00      | 89,856.00        |
| TEACHERS   | TEACHER-GRADE 1-7001   | TORTORA, LAURA           | 57,723.00      | 59,469.00        |
| TEACHERS   | TEACHER-GRADE 1-7001   | WALDEN, DARLENE          | 60,119.00      | 61,884.00        |
| TEACHERS   | TEACHER-GRADE 1-7001   | WALKER, TINA             | 48,901.00      | 50,440.00        |
| TEACHERS   | TEACHER-GRADE 1-7001   | WESTERMEYER, SARAH       | 65,080.00      | 67,238.00        |
| TEACHERS   | TEACHER-GRADE 1-7001   | ZAYAS, RACHAEL           | 57,723.00      | 59,469.00        |
| TEACHERS   | TEACHER-GRADE 2-3-7004 | FORTUNA, JOHN            | 47,551.00      | 48,901.00        |
| TEACHERS   | TEACHER-GRADE 2-3-7004 | KIVELL, AMANDA           | 60,119.00      | 61,884.00        |
| TEACHERS   | TEACHER-GRADE 2-3-7004 | PHILLIPS, CAITLIN        | 51,040.00      | 52,638.00        |

\*This Staff Roster is reflective of staff who were working in the District for the 2018-2019 school year.

# Staff Roster

| Class Name | Job Title              | Name                      | Current Salary | 2019-2020 Salary |
|------------|------------------------|---------------------------|----------------|------------------|
| TEACHERS   | TEACHER-GRADE 2-3-7004 | SAVINO, MARY              | 53,238.00      | 54,849.00        |
| TEACHERS   | TEACHER-GRADE 2-3-7004 | TONDALO, VANESSA          | 60,119.00      | 61,884.00        |
| TEACHERS   | TEACHER-GRADE 2-7003   | ABBOTT, MONICA            | 73,517.00      | 76,003.00        |
| TEACHERS   | TEACHER-GRADE 2-7003   | ALARCON, AMABEL           | 62,534.00      | 64,380.00        |
| TEACHERS   | TEACHER-GRADE 2-7003   | AMATO PREKULAJ, CHRISTINA | 67,938.00      | 70,133.00        |
| TEACHERS   | TEACHER-GRADE 2-7003   | AMBROSEO, LINDSEY         | 70,833.00      | 73,305.00        |
| TEACHERS   | TEACHER-GRADE 2-7003   | BENJAMIN, JACINYA         | 46,708.00      | 48,246.00        |
| TEACHERS   | TEACHER-GRADE 2-7003   | BERRIE, TERRANCE          | 60,119.00      | 61,884.00        |
| TEACHERS   | TEACHER-GRADE 2-7003   | BESEMER, KATIE            | 51,040.00      | 52,638.00        |
| TEACHERS   | TEACHER-GRADE 2-7003   | CARTER, BENJAMIN          | 51,040.00      | 52,638.00        |
| TEACHERS   | TEACHER-GRADE 2-7003   | CLARK, CYNTHIA            | 53,238.00      | 54,849.00        |
| TEACHERS   | TEACHER-GRADE 2-7003   | CORMIER, STACEY           | 70,833.00      | 73,305.00        |
| TEACHERS   | TEACHER-GRADE 2-7003   | CRISCUOLO, ANGELA         | 68,576.00      | 71,038.00        |
| TEACHERS   | TEACHER-GRADE 2-7003   | CUDWORTH, KIMBERLY        | 90,606.00      | 90,606.00        |
| TEACHERS   | TEACHER-GRADE 2-7003   | CUSANO, CAITLIN           | 55,449.00      | 57,103.00        |
| TEACHERS   | TEACHER-GRADE 2-7003   | DENICOLA, JESSICA         | 48,901.00      | 50,440.00        |
| TEACHERS   | TEACHER-GRADE 2-7003   | DENUZZO, DAWN             | 93,319.00      | 93,319.00        |
| TEACHERS   | TEACHER-GRADE 2-7003   | DIGIOIA, JENNIFER         | 62,534.00      | 64,380.00        |
| TEACHERS   | TEACHER-GRADE 2-7003   | DURSO-SMITH, CAROLYN      | 70,833.00      | 73,305.00        |
| TEACHERS   | TEACHER-GRADE 2-7003   | ENGLER, CAITLIN           | 60,119.00      | 61,884.00        |
| TEACHERS   | TEACHER-GRADE 2-7003   | FIGARO, BRITTNEY          | 51,045.00      | 52,656.00        |
| TEACHERS   | TEACHER-GRADE 2-7003   | FORBES, DIANE             | 93,319.00      | 93,319.00        |
| TEACHERS   | TEACHER-GRADE 2-7003   | FREDERICKS, MICHELLE      | 60,119.00      | 61,884.00        |
| TEACHERS   | TEACHER-GRADE 2-7003   | GAMBARDELLA, MARY-LYNN    | 51,040.00      | 52,638.00        |
| TEACHERS   | TEACHER-GRADE 2-7003   | GARCEAU, KAITLIN          | 70,833.00      | 73,305.00        |
| TEACHERS   | TEACHER-GRADE 2-7003   | GONCALVES, KRISTINA       | 57,723.00      | 59,469.00        |
| TEACHERS   | TEACHER-GRADE 2-7003   | GRIGGS, JENNIFER          | 53,238.00      | 54,849.00        |
| TEACHERS   | TEACHER-GRADE 2-7003   | HEALY, RICHARD            | 51,040.00      | 52,638.00        |
| TEACHERS   | TEACHER-GRADE 2-7003   | HODGE, CYNTHIA            | 73,517.00      | 76,003.00        |
| TEACHERS   | TEACHER-GRADE 2-7003   | HOFFMAN, EDWARD           | 74,405.00      | 76,976.00        |
| TEACHERS   | TEACHER-GRADE 2-7003   | HOGAN, KESHIA             | 48,901.00      | 50,440.00        |
| TEACHERS   | TEACHER-GRADE 2-7003   | KELLY, NANCY              | 90,606.00      | 90,606.00        |
| TEACHERS   | TEACHER-GRADE 2-7003   | LEMOULT, AMANDA           | 53,238.00      | 54,849.00        |
| TEACHERS   | TEACHER-GRADE 2-7003   | LOVE, DANIELLE            | 48,901.00      | 50,440.00        |
| TEACHERS   | TEACHER-GRADE 2-7003   | LYNCH, LEAH               | 65,080.00      | 67,238.00        |
| TEACHERS   | TEACHER-GRADE 2-7003   | MADDEN, MALLORIE          | 57,723.00      | 59,469.00        |
| TEACHERS   | TEACHER-GRADE 2-7003   | MAGNOTTI, TAYLOR          | 48,901.00      | 50,440.00        |
| TEACHERS   | TEACHER-GRADE 2-7003   | MASSA, KATHERINE          | 67,938.00      | 70,133.00        |
| TEACHERS   | TEACHER-GRADE 2-7003   | MATEY, JESSICA            | 53,238.00      | 54,849.00        |
| TEACHERS   | TEACHER-GRADE 2-7003   | MCNABB, JENIFER           | 57,723.00      | 59,469.00        |
| TEACHERS   | TEACHER-GRADE 2-7003   | MENDES, LISA              | 78,076.00      | 80,838.00        |
| TEACHERS   | TEACHER-GRADE 2-7003   | MIKULAK, LAUREN           | 53,238.00      | 54,849.00        |
| TEACHERS   | TEACHER-GRADE 2-7003   | NEVOLA, MORGAN            | 48,846.00      | 50,445.00        |
| TEACHERS   | TEACHER-GRADE 2-7003   | O'KEEFE, KARISSA          | 70,833.00      | 73,305.00        |
| TEACHERS   | TEACHER-GRADE 2-7003   | PERONE, CARLA             | 53,238.00      | 54,849.00        |
| TEACHERS   | TEACHER-GRADE 2-7003   | PHIPPS, MEREDITH          | 70,594.00      | 72,817.00        |
| TEACHERS   | TEACHER-GRADE 2-7003   | PLATT, GINA               | 53,256.00      | 54,909.00        |
| TEACHERS   | TEACHER-GRADE 2-7003   | RANK, NICOLE              | 57,723.00      | 59,469.00        |
| TEACHERS   | TEACHER-GRADE 2-7003   | REYNOLDS, VICTORIA        | 57,723.00      | 59,469.00        |
| TEACHERS   | TEACHER-GRADE 2-7003   | RHYAN, KRISTI             | 60,341.00      | 62,166.00        |
| TEACHERS   | TEACHER-GRADE 2-7003   | ROBERTS, BRENNIA          | 51,040.00      | 52,638.00        |
| TEACHERS   | TEACHER-GRADE 2-7003   | RUBY, MICHAEL             | 67,938.00      | 70,133.00        |
| TEACHERS   | TEACHER-GRADE 2-7003   | SCHNIDER, JENNIFER        | 74,405.00      | 76,976.00        |
| TEACHERS   | TEACHER-GRADE 2-7003   | SEEGER, MELANIE           | 65,080.00      | 67,238.00        |
| TEACHERS   | TEACHER-GRADE 2-7003   | SOLA, JENNIFER            | 53,238.00      | 54,849.00        |
| TEACHERS   | TEACHER-GRADE 2-7003   | SPLAIN, BRITTANY          | 48,901.00      | 50,440.00        |
| TEACHERS   | TEACHER-GRADE 2-7003   | TABAK, REBECCA            | 53,238.00      | 54,849.00        |
| TEACHERS   | TEACHER-GRADE 2-7003   | THOMPSON, KELLEIGH        | 57,723.00      | 59,469.00        |
| TEACHERS   | TEACHER-GRADE 2-7003   | TONG, LAURA               | 53,238.00      | 54,849.00        |
| TEACHERS   | TEACHER-GRADE 2-7003   | UGOLIK, MELISSA           | 62,534.00      | 64,380.00        |

\*This Staff Roster is reflective of staff who were working in the District for the 2018-2019 school year.

# Staff Roster

| Class Name | Job Title              | Name                       | Current Salary | 2019-2020 Salary |
|------------|------------------------|----------------------------|----------------|------------------|
| TEACHERS   | TEACHER-GRADE 2-7003   | VAIUSO, MICHELE            | 57,723.00      | 59,469.00        |
| TEACHERS   | TEACHER-GRADE 2-7003   | VAN WIE, SHARON            | 51,040.00      | 52,638.00        |
| TEACHERS   | TEACHER-GRADE 2-7003   | VILLANUEVA, JULIE          | 65,135.00      | 67,010.00        |
| TEACHERS   | TEACHER-GRADE 2-7003   | VITELLO, TYNA              | 51,040.00      | 52,638.00        |
| TEACHERS   | TEACHER-GRADE 2-7003   | VOTTO, JULIE               | 48,901.00      | 50,440.00        |
| TEACHERS   | TEACHER-GRADE 2-7003   | ZOUFALY, AMELIA            | 51,040.00      | 52,638.00        |
| TEACHERS   | TEACHER-GRADE 3-4-7006 | DIRIENZO, KIMBERLY         | 55,449.00      | 57,103.00        |
| TEACHERS   | TEACHER-GRADE 3-4-7006 | GOODRICH, DEBRA            | 89,856.00      | 90,606.00        |
| TEACHERS   | TEACHER-GRADE 3-4-7006 | KEENEY, AMANDA             | 70,833.00      | 73,305.00        |
| TEACHERS   | TEACHER-GRADE 3-4-7006 | MITCHELL, DIANE            | 57,723.00      | 59,469.00        |
| TEACHERS   | TEACHER-GRADE 3-4-7006 | ORIFICE, KIMBERLY          | 53,238.00      | 54,849.00        |
| TEACHERS   | TEACHER-GRADE 3-4-7006 | PAOLINI, AMY               | 92,569.00      | 92,569.00        |
| TEACHERS   | TEACHER-GRADE 3-7005   | ACOSTA, ELISIA             | 48,901.00      | 50,440.00        |
| TEACHERS   | TEACHER-GRADE 3-7005   | BALIONIS, KAY              | 70,594.00      | 72,817.00        |
| TEACHERS   | TEACHER-GRADE 3-7005   | BARBERIA, LAURA            | 51,040.00      | 52,638.00        |
| TEACHERS   | TEACHER-GRADE 3-7005   | BARTUNEK, KARA             | 70,594.00      | 72,817.00        |
| TEACHERS   | TEACHER-GRADE 3-7005   | BATTINO, RACHEL            | 51,040.00      | 52,638.00        |
| TEACHERS   | TEACHER-GRADE 3-7005   | BEALE, MARSHALL            | 51,045.00      | 52,656.00        |
| TEACHERS   | TEACHER-GRADE 3-7005   | BRANCATI, JENNIFER         | 80,789.00      | 83,551.00        |
| TEACHERS   | TEACHER-GRADE 3-7005   | BURGOS, CHRISTINE          | 67,710.00      | 69,894.00        |
| TEACHERS   | TEACHER-GRADE 3-7005   | CHILQUINGA, ANGELA         | 57,723.00      | 59,469.00        |
| TEACHERS   | TEACHER-GRADE 3-7005   | CURNOW, CHRISTINA          | 67,938.00      | 70,133.00        |
| TEACHERS   | TEACHER-GRADE 3-7005   | DEARBORNE, KELLEY          | 70,833.00      | 73,305.00        |
| TEACHERS   | TEACHER-GRADE 3-7005   | EPPS, ERICA                | 70,833.00      | 73,305.00        |
| TEACHERS   | TEACHER-GRADE 3-7005   | EWERT, ASHLEY              | 46,708.00      | 48,246.00        |
| TEACHERS   | TEACHER-GRADE 3-7005   | FERGUSON-MCLEAN, GWENDOLYN | 70,833.00      | 73,305.00        |
| TEACHERS   | TEACHER-GRADE 3-7005   | FISCHER, LYNNE             | 57,723.00      | 59,469.00        |
| TEACHERS   | TEACHER-GRADE 3-7005   | FLEMING, SHAKIA            | 55,529.00      | 57,269.00        |
| TEACHERS   | TEACHER-GRADE 3-7005   | FOHSZ, LUCIANA             | 47,551.00      | 48,901.00        |
| TEACHERS   | TEACHER-GRADE 3-7005   | FORSA, RACHEL              | 55,449.00      | 57,103.00        |
| TEACHERS   | TEACHER-GRADE 3-7005   | FORTIER, JOHN              | 74,405.00      | 76,976.00        |
| TEACHERS   | TEACHER-GRADE 3-7005   | GENN, JONATHAN             | 67,938.00      | 70,133.00        |
| TEACHERS   | TEACHER-GRADE 3-7005   | HANSEN, SUSAN              | 78,076.00      | 80,838.00        |
| TEACHERS   | TEACHER-GRADE 3-7005   | HOLMBERG, JENNA MARIE      | 70,833.00      | 73,305.00        |
| TEACHERS   | TEACHER-GRADE 3-7005   | IANNIELLO, KRISTEN         | 55,449.00      | 57,103.00        |
| TEACHERS   | TEACHER-GRADE 3-7005   | IRIZARRY-GORDON, JENNIFER  | 74,405.00      | 76,976.00        |
| TEACHERS   | TEACHER-GRADE 3-7005   | KANE, TIERNEY              | 48,846.00      | 50,445.00        |
| TEACHERS   | TEACHER-GRADE 3-7005   | KATZ, MELISSA              | 53,238.00      | 54,849.00        |
| TEACHERS   | TEACHER-GRADE 3-7005   | KELLY, NICOLE              | 70,833.00      | 73,305.00        |
| TEACHERS   | TEACHER-GRADE 3-7005   | KIRKLAND-MULLINS, WALTRINA | 89,856.00      | 89,856.00        |
| TEACHERS   | TEACHER-GRADE 3-7005   | KOPCZUK, AMY               | 70,833.00      | 73,305.00        |
| TEACHERS   | TEACHER-GRADE 3-7005   | LAMB, MELISSA              | 70,833.00      | 73,305.00        |
| TEACHERS   | TEACHER-GRADE 3-7005   | LEHNER, ALLISON            | 53,238.00      | 54,849.00        |
| TEACHERS   | TEACHER-GRADE 3-7005   | LIGHT, JESSICA             | 57,723.00      | 59,469.00        |
| TEACHERS   | TEACHER-GRADE 3-7005   | MAGEE, CHERYL              | 48,901.00      | 50,440.00        |
| TEACHERS   | TEACHER-GRADE 3-7005   | MAJNEBER, CAITLYN          | 57,723.00      | 59,469.00        |
| TEACHERS   | TEACHER-GRADE 3-7005   | MARCHITTO, CHRISTINA       | 70,833.00      | 73,305.00        |
| TEACHERS   | TEACHER-GRADE 3-7005   | MARESCA, MARY ELLYN        | 70,833.00      | 73,305.00        |
| TEACHERS   | TEACHER-GRADE 3-7005   | MCNEIL, JACQUELINE         | 78,076.00      | 80,838.00        |
| TEACHERS   | TEACHER-GRADE 3-7005   | MOFFITT, ANDRIA            | 67,938.00      | 70,133.00        |
| TEACHERS   | TEACHER-GRADE 3-7005   | NUSDEU, LORRAINE           | 60,119.00      | 61,884.00        |
| TEACHERS   | TEACHER-GRADE 3-7005   | O'BRIEN, LAUREN            | 53,256.00      | 54,909.00        |
| TEACHERS   | TEACHER-GRADE 3-7005   | OKEKE, OLUCHI              | 46,708.00      | 48,246.00        |
| TEACHERS   | TEACHER-GRADE 3-7005   | OUELLETTE, JUNE            | 45,357.00      | 46,708.00        |
| TEACHERS   | TEACHER-GRADE 3-7005   | PALMER, JENNIFER           | 81,738.00      | 84,976.00        |
| TEACHERS   | TEACHER-GRADE 3-7005   | PAPPA, KIMBERLEE           | 53,238.00      | 54,849.00        |
| TEACHERS   | TEACHER-GRADE 3-7005   | RAUCCI, GINA               | 70,833.00      | 73,305.00        |
| TEACHERS   | TEACHER-GRADE 3-7005   | RICARDO, JOSEPHINE         | 48,901.00      | 50,440.00        |
| TEACHERS   | TEACHER-GRADE 3-7005   | RIVELLINI, STEPHANIE       | 53,238.00      | 54,849.00        |
| TEACHERS   | TEACHER-GRADE 3-7005   | ROBERTS, ALENA             | 65,080.00      | 67,238.00        |

\*This Staff Roster is reflective of staff who were working in the District for the 2018-2019 school year.

# Staff Roster

| Class Name | Job Title              | Name                       | Current Salary | 2019-2020 Salary |
|------------|------------------------|----------------------------|----------------|------------------|
| TEACHERS   | TEACHER-GRADE 3-7005   | RODRIGUEZ, KRISTEN         | 57,723.00      | 59,469.00        |
| TEACHERS   | TEACHER-GRADE 3-7005   | ROSE, MEGHAN               | 57,723.00      | 59,469.00        |
| TEACHERS   | TEACHER-GRADE 3-7005   | SALEM, PAUL                | 70,833.00      | 73,305.00        |
| TEACHERS   | TEACHER-GRADE 3-7005   | SALZANO, ERIN              | 70,833.00      | 73,305.00        |
| TEACHERS   | TEACHER-GRADE 3-7005   | SEARLES, KELSEY            | 46,708.00      | 48,246.00        |
| TEACHERS   | TEACHER-GRADE 3-7005   | SEELEY, KAYLA              | 55,449.00      | 57,103.00        |
| TEACHERS   | TEACHER-GRADE 3-7005   | SETTE, ANABELA             | 70,833.00      | 73,305.00        |
| TEACHERS   | TEACHER-GRADE 3-7005   | SKLANKA, ABBOTT            | 55,449.00      | 57,103.00        |
| TEACHERS   | TEACHER-GRADE 3-7005   | SMITH-BOWE, NATASHA        | 57,723.00      | 59,469.00        |
| TEACHERS   | TEACHER-GRADE 3-7005   | STOLZMAN, KARISSA          | 62,534.00      | 64,380.00        |
| TEACHERS   | TEACHER-GRADE 3-7005   | VENA, MEGAN                | 55,449.00      | 57,103.00        |
| TEACHERS   | TEACHER-GRADE 3-7005   | WITHINGTON, BRIANA         | 48,901.00      | 50,440.00        |
| TEACHERS   | TEACHER-GRADE 3-7005   | ZOLLSHAN, ELIZABETH        | 65,703.00      | 67,876.00        |
| TEACHERS   | TEACHER-GRADE 4-5-7008 | BENTLEY, JESSICA           | 51,040.00      | 52,638.00        |
| TEACHERS   | TEACHER-GRADE 4-5-7008 | EASTMAN, LEXIE             | 48,901.00      | 50,440.00        |
| TEACHERS   | TEACHER-GRADE 4-5-7008 | KNOWLES, VALERIE           | 89,856.00      | 89,856.00        |
| TEACHERS   | TEACHER-GRADE 4-5-7008 | KOTKIN, ALEXANDER          | 57,723.00      | 59,469.00        |
| TEACHERS   | TEACHER-GRADE 4-5-7008 | MCGRATH, ALLISON           | 53,238.00      | 54,849.00        |
| TEACHERS   | TEACHER-GRADE 4-5-7008 | VARCA, ANGELA              | 48,901.00      | 50,440.00        |
| TEACHERS   | TEACHER-GRADE 4-6-7113 | YOUNGS, KELVIN             | 77,103.00      | 79,689.00        |
| TEACHERS   | TEACHER-GRADE 4-7007   | ASBURY, SAMANTHA           | 65,703.00      | 67,876.00        |
| TEACHERS   | TEACHER-GRADE 4-7007   | BITTERMAN, LAUREN          | 47,551.00      | 48,901.00        |
| TEACHERS   | TEACHER-GRADE 4-7007   | BOUCHARD, BRITTANY         | 48,846.00      | 50,445.00        |
| TEACHERS   | TEACHER-GRADE 4-7007   | BRUNSON, ERIN              | 70,833.00      | 73,305.00        |
| TEACHERS   | TEACHER-GRADE 4-7007   | BURNS, CHRISTINA           | 48,901.00      | 50,440.00        |
| TEACHERS   | TEACHER-GRADE 4-7007   | BUSCH, NICOLE              | 57,723.00      | 59,469.00        |
| TEACHERS   | TEACHER-GRADE 4-7007   | CARAGLIOR, ADRIANNA        | 70,833.00      | 73,305.00        |
| TEACHERS   | TEACHER-GRADE 4-7007   | CARLONI, HOPE              | 70,833.00      | 73,305.00        |
| TEACHERS   | TEACHER-GRADE 4-7007   | CARMO, MONICA              | 53,238.00      | 54,849.00        |
| TEACHERS   | TEACHER-GRADE 4-7007   | CESARE, HEATHER            | 70,833.00      | 73,305.00        |
| TEACHERS   | TEACHER-GRADE 4-7007   | CLOSS, LAUREN              | 60,341.00      | 62,166.00        |
| TEACHERS   | TEACHER-GRADE 4-7007   | CURTISS, ELIZABETH         | 53,238.00      | 54,849.00        |
| TEACHERS   | TEACHER-GRADE 4-7007   | DABRE-RUFUS, SHEFAU        | 65,080.00      | 67,238.00        |
| TEACHERS   | TEACHER-GRADE 4-7007   | DAYHARSH, JENNIFER         | 74,405.00      | 76,976.00        |
| TEACHERS   | TEACHER-GRADE 4-7007   | DEROCHE, MELISSA           | 48,846.00      | 50,445.00        |
| TEACHERS   | TEACHER-GRADE 4-7007   | DUMONT, DANIELLE           | 51,040.00      | 52,638.00        |
| TEACHERS   | TEACHER-GRADE 4-7007   | ENGLEBY, SYBIL             | 46,708.00      | 48,246.00        |
| TEACHERS   | TEACHER-GRADE 4-7007   | FIX, GEOFFREY              | 53,238.00      | 54,849.00        |
| TEACHERS   | TEACHER-GRADE 4-7007   | FORD, JODY                 | 90,606.00      | 90,606.00        |
| TEACHERS   | TEACHER-GRADE 4-7007   | GARCIA, KIMBERLY           | 62,534.00      | 64,380.00        |
| TEACHERS   | TEACHER-GRADE 4-7007   | GONZALES, LEO              | 48,901.00      | 50,440.00        |
| TEACHERS   | TEACHER-GRADE 4-7007   | HERRMANN, PATRICK          | 70,833.00      | 73,305.00        |
| TEACHERS   | TEACHER-GRADE 4-7007   | HOPKINS, KATHERINE         | 70,833.00      | 73,305.00        |
| TEACHERS   | TEACHER-GRADE 4-7007   | HUCKABONE, ASHLEY          | 60,119.00      | 61,884.00        |
| TEACHERS   | TEACHER-GRADE 4-7007   | JERMINE, JACQUELINE        | 55,449.00      | 57,103.00        |
| TEACHERS   | TEACHER-GRADE 4-7007   | JOKL, PAIGE                | 57,723.00      | 59,469.00        |
| TEACHERS   | TEACHER-GRADE 4-7007   | KACZMAREK, KATHRYN         | 57,723.00      | 59,469.00        |
| TEACHERS   | TEACHER-GRADE 4-7007   | KELLEY, SUSAN              | 90,606.00      | 90,606.00        |
| TEACHERS   | TEACHER-GRADE 4-7007   | KENNEDY, CAITLIN           | 57,723.00      | 59,469.00        |
| TEACHERS   | TEACHER-GRADE 4-7007   | KOCH, ERIKA                | 70,833.00      | 73,305.00        |
| TEACHERS   | TEACHER-GRADE 4-7007   | KORWEK, PAIGE              | 47,551.00      | 48,901.00        |
| TEACHERS   | TEACHER-GRADE 4-7007   | LANK, DARLA                | 68,576.00      | 71,038.00        |
| TEACHERS   | TEACHER-GRADE 4-7007   | MAIOCCO, ANGELA            | 70,833.00      | 73,305.00        |
| TEACHERS   | TEACHER-GRADE 4-7007   | MALKIN, JENNA              | 47,551.00      | 48,901.00        |
| TEACHERS   | TEACHER-GRADE 4-7007   | MANGINO, MARISSA           | 57,723.00      | 59,469.00        |
| TEACHERS   | TEACHER-GRADE 4-7007   | MATOSIAN, KATELYN          | 48,901.00      | 50,440.00        |
| TEACHERS   | TEACHER-GRADE 4-7007   | MCELHONE, ERIN             | 51,040.00      | 52,638.00        |
| TEACHERS   | TEACHER-GRADE 4-7007   | MINICHINO-GAROFALO, SIMONE | 88,789.00      | 92,569.00        |
| TEACHERS   | TEACHER-GRADE 4-7007   | MULLALLY, KELLIE           | 57,723.00      | 59,469.00        |
| TEACHERS   | TEACHER-GRADE 4-7007   | ORTIZ, JENNIFER            | 67,938.00      | 70,133.00        |

\*This Staff Roster is reflective of staff who were working in the District for the 2018-2019 school year.

# Staff Roster

| Class Name | Job Title              | Name                    | Current Salary | 2019-2020 Salary |
|------------|------------------------|-------------------------|----------------|------------------|
| TEACHERS   | TEACHER-GRADE 4-7007   | PARILLO, TRICIA         | 65,080.00      | 67,238.00        |
| TEACHERS   | TEACHER-GRADE 4-7007   | PHILLIPS, KIMBERLY      | 73,517.00      | 76,003.00        |
| TEACHERS   | TEACHER-GRADE 4-7007   | PICKETT, JASEEN         | 86,076.00      | 89,856.00        |
| TEACHERS   | TEACHER-GRADE 4-7007   | POMEROY, REBEKAH        | 70,833.00      | 73,305.00        |
| TEACHERS   | TEACHER-GRADE 4-7007   | REBESCHI, MICHAEL       | 47,551.00      | 48,901.00        |
| TEACHERS   | TEACHER-GRADE 4-7007   | RINDOS, NICOLE          | 51,045.00      | 52,656.00        |
| TEACHERS   | TEACHER-GRADE 4-7007   | ROMANELLI, MICHELLE     | 55,449.00      | 57,103.00        |
| TEACHERS   | TEACHER-GRADE 4-7007   | ROSE, NANCY             | 81,738.00      | 84,976.00        |
| TEACHERS   | TEACHER-GRADE 4-7007   | RUSSELL, ALYSHA         | 55,840.00      | 57,451.00        |
| TEACHERS   | TEACHER-GRADE 4-7007   | SASSO, JOSEPH           | 51,040.00      | 52,638.00        |
| TEACHERS   | TEACHER-GRADE 4-7007   | SCHLANK, DONNA          | 92,569.00      | 92,569.00        |
| TEACHERS   | TEACHER-GRADE 4-7007   | SEELY, VIRGINIA         | 70,833.00      | 73,305.00        |
| TEACHERS   | TEACHER-GRADE 4-7007   | SOUSA, DYANN            | 74,405.00      | 76,976.00        |
| TEACHERS   | TEACHER-GRADE 4-7007   | STEINBERG, PAUL         | 89,856.00      | 89,856.00        |
| TEACHERS   | TEACHER-GRADE 4-7007   | SURDEJ, KIRSTEN         | 51,040.00      | 52,638.00        |
| TEACHERS   | TEACHER-GRADE 4-7007   | SWART, ALISHA           | 46,708.00      | 48,246.00        |
| TEACHERS   | TEACHER-GRADE 4-7007   | TOBON, LUZ              | 89,856.00      | 89,856.00        |
| TEACHERS   | TEACHER-GRADE 4-7007   | TODISCO, AMY            | 53,238.00      | 54,849.00        |
| TEACHERS   | TEACHER-GRADE 4-7007   | VITALE, BIANCA          | 57,723.00      | 59,469.00        |
| TEACHERS   | TEACHER-GRADE 4-7007   | WATTNEM, NANCY          | 47,551.00      | 48,901.00        |
| TEACHERS   | TEACHER-GRADE 4-7007   | ZONA, COLLEEN           | 62,713.00      | 64,485.00        |
| TEACHERS   | TEACHER-GRADE 5-6-7010 | DELBASSO, DONNA         | 89,856.00      | 89,856.00        |
| TEACHERS   | TEACHER-GRADE 5-6-7010 | DELBASSO, DONNA         | 89,856.00      | 89,856.00        |
| TEACHERS   | TEACHER-GRADE 5-6-7010 | FORTE, LOUIS            | 60,324.00      | 62,063.00        |
| TEACHERS   | TEACHER-GRADE 5-6-7010 | GIORDANO, LARISSA       | 70,833.00      | 73,305.00        |
| TEACHERS   | TEACHER-GRADE 5-6-7010 | GIORDANO, LARISSA       | 70,833.00      | 73,305.00        |
| TEACHERS   | TEACHER-GRADE 5-6-7010 | SANTAGATA, DANIELLE     | 65,080.00      | 67,238.00        |
| TEACHERS   | TEACHER-GRADE 5-6-7010 | SANTAGATA, DANIELLE     | 65,080.00      | 67,238.00        |
| TEACHERS   | TEACHER-GRADE 5-7009   | AMARONE, NIKKI          | 47,551.00      | 48,901.00        |
| TEACHERS   | TEACHER-GRADE 5-7009   | AVALOS, JOSE            | 48,846.00      | 50,445.00        |
| TEACHERS   | TEACHER-GRADE 5-7009   | BLAIR, JADE             | 48,901.00      | 50,440.00        |
| TEACHERS   | TEACHER-GRADE 5-7009   | BORGNINE, BRIEN         | 60,324.00      | 62,063.00        |
| TEACHERS   | TEACHER-GRADE 5-7009   | BRAYMAN, AMY            | 60,119.00      | 61,884.00        |
| TEACHERS   | TEACHER-GRADE 5-7009   | CARFORA, ALBERT         | 74,405.00      | 76,976.00        |
| TEACHERS   | TEACHER-GRADE 5-7009   | CHARLES, DENISE         | 92,569.00      | 92,569.00        |
| TEACHERS   | TEACHER-GRADE 5-7009   | CHASANOFF, KELLY        | 86,076.00      | 89,856.00        |
| TEACHERS   | TEACHER-GRADE 5-7009   | CRISAFI, JEFFREY        | 48,901.00      | 50,440.00        |
| TEACHERS   | TEACHER-GRADE 5-7009   | CUSANO, SUNNY           | 51,040.00      | 52,638.00        |
| TEACHERS   | TEACHER-GRADE 5-7009   | DURAND, TRACY           | 74,405.00      | 76,976.00        |
| TEACHERS   | TEACHER-GRADE 5-7009   | FARGEORGE, THOMAS       | 51,040.00      | 52,638.00        |
| TEACHERS   | TEACHER-GRADE 5-7009   | FAZZUOLI, RICHARD       | 88,789.00      | 92,569.00        |
| TEACHERS   | TEACHER-GRADE 5-7009   | FEDAK, ALYSON           | 55,449.00      | 57,103.00        |
| TEACHERS   | TEACHER-GRADE 5-7009   | FINCH, LISA             | 80,789.00      | 83,551.00        |
| TEACHERS   | TEACHER-GRADE 5-7009   | FLANIGAN, HOPE          | 74,405.00      | 76,976.00        |
| TEACHERS   | TEACHER-GRADE 5-7009   | GALKO, AMANDA           | 53,238.00      | 54,849.00        |
| TEACHERS   | TEACHER-GRADE 5-7009   | GILLORAN, STEPHANIE     | 48,901.00      | 50,440.00        |
| TEACHERS   | TEACHER-GRADE 5-7009   | GLASSMAN, ROBERT        | 89,856.00      | 89,856.00        |
| TEACHERS   | TEACHER-GRADE 5-7009   | GWIAZDA, LAURIE         | 70,833.00      | 73,305.00        |
| TEACHERS   | TEACHER-GRADE 5-7009   | HARKINS, PATRICIA       | 89,856.00      | 89,856.00        |
| TEACHERS   | TEACHER-GRADE 5-7009   | INGA, KELLY             | 55,449.00      | 57,103.00        |
| TEACHERS   | TEACHER-GRADE 5-7009   | JAMES, ALESHIA          | 60,324.00      | 62,063.00        |
| TEACHERS   | TEACHER-GRADE 5-7009   | KIESLICH, LISA          | 58,051.00      | 59,704.00        |
| TEACHERS   | TEACHER-GRADE 5-7009   | KLEIN, REBECCA          | 57,723.00      | 59,469.00        |
| TEACHERS   | TEACHER-GRADE 5-7009   | KOUTSAPLIS, HELENI      | 62,534.00      | 64,380.00        |
| TEACHERS   | TEACHER-GRADE 5-7009   | KYLE, ELIZABETH         | 70,833.00      | 73,305.00        |
| TEACHERS   | TEACHER-GRADE 5-7009   | LANGLOIS, PAULA         | 86,076.00      | 89,856.00        |
| TEACHERS   | TEACHER-GRADE 5-7009   | LANGSTAFF, KEVIN        | 53,256.00      | 54,909.00        |
| TEACHERS   | TEACHER-GRADE 5-7009   | MALANGONE-ROMANO, GRACE | 70,833.00      | 73,305.00        |
| TEACHERS   | TEACHER-GRADE 5-7009   | MARIANO, KRISTIN        | 62,713.00      | 64,485.00        |
| TEACHERS   | TEACHER-GRADE 5-7009   | MASELLI, JENNIFER       | 73,517.00      | 76,003.00        |

\*This Staff Roster is reflective of staff who were working in the District for the 2018-2019 school year.

# Staff Roster

| Class Name | Job Title            | Name                  | Current Salary | 2019-2020 Salary |
|------------|----------------------|-----------------------|----------------|------------------|
| TEACHERS   | TEACHER-GRADE 5-7009 | MEDEIROS, MARIS       | 57,723.00      | 59,469.00        |
| TEACHERS   | TEACHER-GRADE 5-7009 | MEINSEN, KARLEN       | 89,856.00      | 89,856.00        |
| TEACHERS   | TEACHER-GRADE 5-7009 | MESSINA, JAMES        | 57,723.00      | 59,469.00        |
| TEACHERS   | TEACHER-GRADE 5-7009 | MIKULSKI, KELLY       | 70,833.00      | 73,305.00        |
| TEACHERS   | TEACHER-GRADE 5-7009 | MORGAN, MATTHEW       | 53,238.00      | 54,849.00        |
| TEACHERS   | TEACHER-GRADE 5-7009 | NESTOR, KELLY         | 55,529.00      | 57,269.00        |
| TEACHERS   | TEACHER-GRADE 5-7009 | NUNES, MELISSA        | 53,238.00      | 54,849.00        |
| TEACHERS   | TEACHER-GRADE 5-7009 | O'CONNELL, PAUL       | 70,833.00      | 73,305.00        |
| TEACHERS   | TEACHER-GRADE 5-7009 | ORTIZ, AUTUMN         | 70,833.00      | 73,305.00        |
| TEACHERS   | TEACHER-GRADE 5-7009 | PALLAS, ELENI         | 57,723.00      | 59,469.00        |
| TEACHERS   | TEACHER-GRADE 5-7009 | PAPANDREA, EMMA       | 46,708.00      | 48,246.00        |
| TEACHERS   | TEACHER-GRADE 5-7009 | PERKINS, KELLY ANNE   | 55,840.00      | 57,451.00        |
| TEACHERS   | TEACHER-GRADE 5-7009 | PERRILLI, JODY        | 78,076.00      | 80,838.00        |
| TEACHERS   | TEACHER-GRADE 5-7009 | PESCATORE, MARIE      | 53,238.00      | 54,849.00        |
| TEACHERS   | TEACHER-GRADE 5-7009 | POST, CLAUDIA         | 74,405.00      | 76,976.00        |
| TEACHERS   | TEACHER-GRADE 5-7009 | RACCIO, NICOLE        | 73,517.00      | 76,003.00        |
| TEACHERS   | TEACHER-GRADE 5-7009 | REDFIELD, MELISSA     | 46,708.00      | 48,246.00        |
| TEACHERS   | TEACHER-GRADE 5-7009 | RICCITELLI, MARIA     | 57,723.00      | 59,469.00        |
| TEACHERS   | TEACHER-GRADE 5-7009 | RYAN, JESSICA         | 60,119.00      | 61,884.00        |
| TEACHERS   | TEACHER-GRADE 5-7009 | SCANIFFE, AMBROSIA    | 48,846.00      | 50,445.00        |
| TEACHERS   | TEACHER-GRADE 5-7009 | SCARINCI, ANGELA      | 70,833.00      | 73,305.00        |
| TEACHERS   | TEACHER-GRADE 5-7009 | SCHULTZ, EVA          | 65,080.00      | 67,238.00        |
| TEACHERS   | TEACHER-GRADE 5-7009 | SEIDEN, JENNIFER      | 67,938.00      | 70,133.00        |
| TEACHERS   | TEACHER-GRADE 5-7009 | SEMAN, NASEEM         | 51,040.00      | 52,638.00        |
| TEACHERS   | TEACHER-GRADE 5-7009 | SHIRVIS, KIMBERLY     | 73,517.00      | 76,003.00        |
| TEACHERS   | TEACHER-GRADE 5-7009 | SLAY, STEPHANIE       | 68,576.00      | 71,038.00        |
| TEACHERS   | TEACHER-GRADE 5-7009 | STOCKTON, ASHLEY      | 67,938.00      | 70,133.00        |
| TEACHERS   | TEACHER-GRADE 5-7009 | WOLKOVITZ, KEITH      | 70,833.00      | 73,305.00        |
| TEACHERS   | TEACHER-GRADE 6-7011 | ANDERSON, KRISTINE    | 89,856.00      | 89,856.00        |
| TEACHERS   | TEACHER-GRADE 6-7011 | AURORA, COURTNEY      | 70,833.00      | 73,305.00        |
| TEACHERS   | TEACHER-GRADE 6-7011 | BACCUS, MARIE         | 67,938.00      | 70,133.00        |
| TEACHERS   | TEACHER-GRADE 6-7011 | BEDIENT, JASON        | 57,723.00      | 59,469.00        |
| TEACHERS   | TEACHER-GRADE 6-7011 | BEUTEL, LORI          | 57,723.00      | 59,469.00        |
| TEACHERS   | TEACHER-GRADE 6-7011 | BINKOWSKI, AMY        | 70,833.00      | 73,305.00        |
| TEACHERS   | TEACHER-GRADE 6-7011 | BONILLA, NANCY        | 72,138.00      | 74,700.00        |
| TEACHERS   | TEACHER-GRADE 6-7011 | BURNS, ERIN           | 51,040.00      | 52,638.00        |
| TEACHERS   | TEACHER-GRADE 6-7011 | CARROLL-KOCH, LAURA   | 89,856.00      | 89,856.00        |
| TEACHERS   | TEACHER-GRADE 6-7011 | CLARKE, SARAH         | 70,833.00      | 73,305.00        |
| TEACHERS   | TEACHER-GRADE 6-7011 | CONAWAY, ADHAM        | 51,040.00      | 52,638.00        |
| TEACHERS   | TEACHER-GRADE 6-7011 | CONNOLLY, COLEEN      | 55,449.00      | 57,103.00        |
| TEACHERS   | TEACHER-GRADE 6-7011 | DAHLIN, CHRISTINE     | 65,080.00      | 67,238.00        |
| TEACHERS   | TEACHER-GRADE 6-7011 | DESIR-LEWIS, CARLA    | 89,856.00      | 89,856.00        |
| TEACHERS   | TEACHER-GRADE 6-7011 | EVANKO-WEBER, ABIGAIL | 70,833.00      | 73,305.00        |
| TEACHERS   | TEACHER-GRADE 6-7011 | FINN, ELIZABETH       | 51,040.00      | 52,638.00        |
| TEACHERS   | TEACHER-GRADE 6-7011 | FORD, RAYNETTA        | 73,517.00      | 76,003.00        |
| TEACHERS   | TEACHER-GRADE 6-7011 | FOUNTAIN, NESHA       | 48,901.00      | 49,879.00        |
| TEACHERS   | TEACHER-GRADE 6-7011 | FRIELLO, ALESSA       | 53,238.00      | 54,849.00        |
| TEACHERS   | TEACHER-GRADE 6-7011 | GRAHAM, RASHANA       | 65,080.00      | 67,238.00        |
| TEACHERS   | TEACHER-GRADE 6-7011 | GRIFFIN, GARETT       | 45,357.00      | 46,708.00        |
| TEACHERS   | TEACHER-GRADE 6-7011 | HEITER, CYNTHIA       | 92,569.00      | 92,569.00        |
| TEACHERS   | TEACHER-GRADE 6-7011 | HOFFMAN, ELIZABETH    | 89,856.00      | 89,856.00        |
| TEACHERS   | TEACHER-GRADE 6-7011 | HURLEY, CHRISTINE     | 55,449.00      | 57,103.00        |
| TEACHERS   | TEACHER-GRADE 6-7011 | JOHNSON, DEBORAH      | 89,856.00      | 89,856.00        |
| TEACHERS   | TEACHER-GRADE 6-7011 | KARKOS, MATTHEW       | 57,723.00      | 59,469.00        |
| TEACHERS   | TEACHER-GRADE 6-7011 | LUPI, AMANDA          | 57,723.00      | 59,469.00        |
| TEACHERS   | TEACHER-GRADE 6-7011 | MACKEY, JESSICA       | 67,938.00      | 70,133.00        |
| TEACHERS   | TEACHER-GRADE 6-7011 | MANEMEIT, CHRISTOPHER | 57,723.00      | 59,469.00        |
| TEACHERS   | TEACHER-GRADE 6-7011 | MARCATI, TAYLOR       | 60,119.00      | 61,884.00        |
| TEACHERS   | TEACHER-GRADE 6-7011 | MCDERMID, JENNA       | 60,341.00      | 62,166.00        |
| TEACHERS   | TEACHER-GRADE 6-7011 | MCLEAN, ANDREW        | 48,901.00      | 50,440.00        |

\*This Staff Roster is reflective of staff who were working in the District for the 2018-2019 school year.



# Staff Roster

| Class Name | Job Title                       | Name                        | Current Salary | 2019-2020 Salary |
|------------|---------------------------------|-----------------------------|----------------|------------------|
| TEACHERS   | TEACHER-GRADE 6-7011            | MCPHERSON, BROOKE           | 46,708.00      | 48,246.00        |
| TEACHERS   | TEACHER-GRADE 6-7011            | MOORE, MICHAEL              | 89,856.00      | 89,856.00        |
| TEACHERS   | TEACHER-GRADE 6-7011            | MULLINS, RYAN               | 48,901.00      | 50,440.00        |
| TEACHERS   | TEACHER-GRADE 6-7011            | MURZAK, MICHELE             | 81,738.00      | 84,976.00        |
| TEACHERS   | TEACHER-GRADE 6-7011            | MUSIAL, MARTA               | 53,238.00      | 54,849.00        |
| TEACHERS   | TEACHER-GRADE 6-7011            | NERO, HOWARD                | 78,076.00      | 80,838.00        |
| TEACHERS   | TEACHER-GRADE 6-7011            | PALUMBO, JESSICA            | 57,723.00      | 59,469.00        |
| TEACHERS   | TEACHER-GRADE 6-7011            | PARRA, WHITNEY              | 46,708.00      | 48,246.00        |
| TEACHERS   | TEACHER-GRADE 6-7011            | PRATT, RICQUEL              | 53,642.00      | 55,240.00        |
| TEACHERS   | TEACHER-GRADE 6-7011            | RICCI, JANET                | 89,856.00      | 89,856.00        |
| TEACHERS   | TEACHER-GRADE 6-7011            | ROCCO, ELAINA               | 45,357.00      | 46,708.00        |
| TEACHERS   | TEACHER-GRADE 6-7011            | SAWICKI, ANDREA             | 67,938.00      | 70,133.00        |
| TEACHERS   | TEACHER-GRADE 6-7011            | SAYLES, JAMEKA              | 70,833.00      | 73,305.00        |
| TEACHERS   | TEACHER-GRADE 6-7011            | SCHLANK, AMY                | 67,710.00      | 69,894.00        |
| TEACHERS   | TEACHER-GRADE 6-7011            | SHORTT, TIMOTHY             | 68,576.00      | 71,038.00        |
| TEACHERS   | TEACHER-GRADE 6-7011            | SQUEGLIA, VINCENT           | 81,738.00      | 84,976.00        |
| TEACHERS   | TEACHER-GRADE 6-7011            | THOMAS, TARA                | 89,856.00      | 89,856.00        |
| TEACHERS   | TEACHER-GRADE 6-7011            | TRAMBADIA, CHANDANI         | 51,040.00      | 52,638.00        |
| TEACHERS   | TEACHER-GRADE 6-7011            | VAZQUEZ, XIOMARA            | 60,324.00      | 62,063.00        |
| TEACHERS   | TEACHER-GRADE 6-7011            | VELASQUEZ, ROSA             | 65,080.00      | 67,238.00        |
| TEACHERS   | TEACHER-GRADE 6-7011            | WILLIAMS, ROBYNEE           | 74,405.00      | 76,976.00        |
| TEACHERS   | TEACHER-GRADE 6-7011            | ZABOROWSKI, KAREN           | 67,938.00      | 70,133.00        |
| TEACHERS   | TEACHER-GRADE 7-7012            | ADKINS, AMY                 | 73,517.00      | 76,003.00        |
| TEACHERS   | TEACHER-GRADE 7-7012            | GRIFFIN, SEAN               | 86,076.00      | 89,856.00        |
| TEACHERS   | TEACHER-GRADE 7-7012            | LABBADIA, JULIE             | 48,901.00      | 50,440.00        |
| TEACHERS   | TEACHER-GRADE 7-7012            | OTERO, KEELER               | 53,256.00      | 54,909.00        |
| TEACHERS   | TEACHER-GRADE 8-7013            | DOTTORI, BRITTNEY           | 48,846.00      | 50,445.00        |
| TEACHERS   | TEACHER-GRADE 8-7013            | HAILEY, TAJI'               | 51,040.00      | 52,638.00        |
| TEACHERS   | TEACHER-GUIDANCE COUNSELOR-7039 | ANDRIEN, CYNTHIA            | 73,517.00      | 76,003.00        |
| TEACHERS   | TEACHER-GUIDANCE COUNSELOR-7039 | ARBOLEDA, NATALIA           | 51,503.00      | 53,042.00        |
| TEACHERS   | TEACHER-GUIDANCE COUNSELOR-7039 | BACON, RENEE                | 60,119.00      | 61,884.00        |
| TEACHERS   | TEACHER-GUIDANCE COUNSELOR-7039 | BARTONE, DEBBIE             | 65,135.00      | 67,010.00        |
| TEACHERS   | TEACHER-GUIDANCE COUNSELOR-7039 | BREULER, MIA                | 74,405.00      | 76,976.00        |
| TEACHERS   | TEACHER-GUIDANCE COUNSELOR-7039 | BURNS, THOMAS               | 89,856.00      | 89,856.00        |
| TEACHERS   | TEACHER-GUIDANCE COUNSELOR-7039 | CASEY, KELLY                | 57,723.00      | 59,469.00        |
| TEACHERS   | TEACHER-GUIDANCE COUNSELOR-7039 | CATALANO, JENNIFER          | 51,503.00      | 53,042.00        |
| TEACHERS   | TEACHER-GUIDANCE COUNSELOR-7039 | CHISHOLM-EMFINGER, JENNIFER | 74,405.00      | 76,976.00        |
| TEACHERS   | TEACHER-GUIDANCE COUNSELOR-7039 | CIOCCI, AMY                 | 65,080.00      | 67,238.00        |
| TEACHERS   | TEACHER-GUIDANCE COUNSELOR-7039 | DEGNAN, CARLIE              | 60,119.00      | 61,884.00        |
| TEACHERS   | TEACHER-GUIDANCE COUNSELOR-7039 | DEMSKY, ELIZABETH           | 53,238.00      | 54,849.00        |
| TEACHERS   | TEACHER-GUIDANCE COUNSELOR-7039 | DUSA, ANGELINA              | 92,569.00      | 92,569.00        |
| TEACHERS   | TEACHER-GUIDANCE COUNSELOR-7039 | DUZANT, DOMINIQUE           | 62,534.00      | 64,380.00        |
| TEACHERS   | TEACHER-GUIDANCE COUNSELOR-7039 | EVANS, RENEE                | 88,789.00      | 92,569.00        |
| TEACHERS   | TEACHER-GUIDANCE COUNSELOR-7039 | FASANO, KARA                | 80,789.00      | 83,551.00        |
| TEACHERS   | TEACHER-GUIDANCE COUNSELOR-7039 | FEQUIERE-SMITH, ANDERLOVE   | 57,723.00      | 59,469.00        |
| TEACHERS   | TEACHER-GUIDANCE COUNSELOR-7039 | FESTA, IRIS                 | 65,080.00      | 67,238.00        |
| TEACHERS   | TEACHER-GUIDANCE COUNSELOR-7039 | FLANAGAN, BRIAN             | 60,119.00      | 61,884.00        |
| TEACHERS   | TEACHER-GUIDANCE COUNSELOR-7039 | GRANT, LINDA                | 70,833.00      | 73,305.00        |
| TEACHERS   | TEACHER-GUIDANCE COUNSELOR-7039 | HERNANDEZ-DEGROAT, DIANA    | 78,076.00      | 80,838.00        |
| TEACHERS   | TEACHER-GUIDANCE COUNSELOR-7039 | HOLCOMB, TIFFANY            | 65,080.00      | 67,238.00        |
| TEACHERS   | TEACHER-GUIDANCE COUNSELOR-7039 | HOLMS, BRIGID               | 70,833.00      | 73,305.00        |
| TEACHERS   | TEACHER-GUIDANCE COUNSELOR-7039 | HUNTER, OLAFEMI             | 53,238.00      | 54,849.00        |
| TEACHERS   | TEACHER-GUIDANCE COUNSELOR-7039 | HUTTON-MOORE, KIM           | 89,856.00      | 89,856.00        |
| TEACHERS   | TEACHER-GUIDANCE COUNSELOR-7039 | KEOGH, FIDELMA              | 80,789.00      | 83,551.00        |
| TEACHERS   | TEACHER-GUIDANCE COUNSELOR-7039 | LANDOW, MARK                | 84,451.00      | 87,689.00        |
| TEACHERS   | TEACHER-GUIDANCE COUNSELOR-7039 | LEGERE, BELINDA             | 70,833.00      | 73,305.00        |
| TEACHERS   | TEACHER-GUIDANCE COUNSELOR-7039 | LESIEUR, CHRISTOPHER        | 57,723.00      | 59,469.00        |
| TEACHERS   | TEACHER-GUIDANCE COUNSELOR-7039 | MANGHNANI, KRISTIN          | 62,713.00      | 64,485.00        |
| TEACHERS   | TEACHER-GUIDANCE COUNSELOR-7039 | MATOS, NILSA                | 73,517.00      | 76,003.00        |
| TEACHERS   | TEACHER-GUIDANCE COUNSELOR-7039 | MCCOBB, CYNTHIA             | 65,135.00      | 67,010.00        |

\*This Staff Roster is reflective of staff who were working in the District for the 2018-2019 school year.

# Staff Roster

| Class Name | Job Title                           | Name                   | Current Salary | 2019-2020 Salary |
|------------|-------------------------------------|------------------------|----------------|------------------|
| TEACHERS   | TEACHER-GUIDANCE COUNSELOR-7039     | MONAHAN, KATHERINE     | 78,076.00      | 80,838.00        |
| TEACHERS   | TEACHER-GUIDANCE COUNSELOR-7039     | NUTERANGELO, MARIA     | 88,789.00      | 92,569.00        |
| TEACHERS   | TEACHER-GUIDANCE COUNSELOR-7039     | OLSEN, JANET           | 70,833.00      | 73,305.00        |
| TEACHERS   | TEACHER-GUIDANCE COUNSELOR-7039     | ORTIZ, CYNTHIA         | 77,103.00      | 79,689.00        |
| TEACHERS   | TEACHER-GUIDANCE COUNSELOR-7039     | OTERO, IRIS            | 51,040.00      | 52,638.00        |
| TEACHERS   | TEACHER-GUIDANCE COUNSELOR-7039     | PECHETTE, JAMES        | 62,534.00      | 64,380.00        |
| TEACHERS   | TEACHER-GUIDANCE COUNSELOR-7039     | PITKIN, HEIDI          | 73,517.00      | 76,003.00        |
| TEACHERS   | TEACHER-GUIDANCE COUNSELOR-7039     | RICE, CHANEL           | 65,135.00      | 67,010.00        |
| TEACHERS   | TEACHER-GUIDANCE COUNSELOR-7039     | ROSARIO, MARITZA       | 65,080.00      | 67,238.00        |
| TEACHERS   | TEACHER-GUIDANCE COUNSELOR-7039     | RYAN-MUNIZ, MICHELLE   | 89,856.00      | 89,856.00        |
| TEACHERS   | TEACHER-GUIDANCE COUNSELOR-7039     | SCACCIA, CHRISTINE     | 89,856.00      | 89,856.00        |
| TEACHERS   | TEACHER-GUIDANCE COUNSELOR-7039     | URBANO, COLETTE        | 60,324.00      | 62,063.00        |
| TEACHERS   | TEACHER-HEARING IMPAIRED-7058       | GOOD, MARY             | 89,856.00      | 89,856.00        |
| TEACHERS   | TEACHER-HEARING IMPAIRED-7058       | LINEBARGER, ROSEMARIE  | 90,606.00      | 90,606.00        |
| TEACHERS   | TEACHER-HEARING IMPAIRED-7058       | SMITH, LORI            | 57,723.00      | 59,469.00        |
| TEACHERS   | TEACHER-HISTORY/SOCIAL STUDIES-7052 | AURORA, GARY           | 96,797.00      | 96,797.00        |
| TEACHERS   | TEACHER-HISTORY/SOCIAL STUDIES-7052 | BEN-SALAHUDDIN, TARIQ  | 89,856.00      | 89,856.00        |
| TEACHERS   | TEACHER-HISTORY/SOCIAL STUDIES-7052 | BLACKMAN-SMITH, MONICA | 70,833.00      | 73,305.00        |
| TEACHERS   | TEACHER-HISTORY/SOCIAL STUDIES-7052 | BLATTEAU, LESLIE       | 67,710.00      | 69,894.00        |
| TEACHERS   | TEACHER-HISTORY/SOCIAL STUDIES-7052 | BOUCHER, JUSTIN        | 77,704.00      | 80,211.00        |
| TEACHERS   | TEACHER-HISTORY/SOCIAL STUDIES-7052 | BRABHAM, DAISHA        | 46,708.00      | 48,246.00        |
| TEACHERS   | TEACHER-HISTORY/SOCIAL STUDIES-7052 | BRAGINSKY, NATALIYA    | 60,119.00      | 61,884.00        |
| TEACHERS   | TEACHER-HISTORY/SOCIAL STUDIES-7052 | BRANCO, DANA           | 60,324.00      | 62,063.00        |
| TEACHERS   | TEACHER-HISTORY/SOCIAL STUDIES-7052 | BRENNAN, CHRIS         | 67,938.00      | 70,133.00        |
| TEACHERS   | TEACHER-HISTORY/SOCIAL STUDIES-7052 | BROCHIN, JAMES         | 77,704.00      | 80,211.00        |
| TEACHERS   | TEACHER-HISTORY/SOCIAL STUDIES-7052 | BUELL, JOHN            | 90,606.00      | 90,606.00        |
| TEACHERS   | TEACHER-HISTORY/SOCIAL STUDIES-7052 | CHASE, PETER           | 70,833.00      | 73,305.00        |
| TEACHERS   | TEACHER-HISTORY/SOCIAL STUDIES-7052 | CIPRIANO, JILL         | 74,405.00      | 76,976.00        |
| TEACHERS   | TEACHER-HISTORY/SOCIAL STUDIES-7052 | COMANDO, MAXWELL       | 51,040.00      | 52,638.00        |
| TEACHERS   | TEACHER-HISTORY/SOCIAL STUDIES-7052 | CORMIER, JESSICA       | 46,708.00      | 48,246.00        |
| TEACHERS   | TEACHER-HISTORY/SOCIAL STUDIES-7052 | DALEY, KEVIN           | 92,569.00      | 92,569.00        |
| TEACHERS   | TEACHER-HISTORY/SOCIAL STUDIES-7052 | DERIU, LISA            | 70,833.00      | 73,305.00        |
| TEACHERS   | TEACHER-HISTORY/SOCIAL STUDIES-7052 | DEST, STEPHEN          | 89,856.00      | 89,856.00        |
| TEACHERS   | TEACHER-HISTORY/SOCIAL STUDIES-7052 | ECKE, MARK             | 51,040.00      | 52,638.00        |
| TEACHERS   | TEACHER-HISTORY/SOCIAL STUDIES-7052 | FORSELIUS, ERIK        | 89,856.00      | 89,856.00        |
| TEACHERS   | TEACHER-HISTORY/SOCIAL STUDIES-7052 | FUSSINER, SAUL         | 77,103.00      | 79,689.00        |
| TEACHERS   | TEACHER-HISTORY/SOCIAL STUDIES-7052 | GARRATY, WILLIAM       | 73,517.00      | 76,003.00        |
| TEACHERS   | TEACHER-HISTORY/SOCIAL STUDIES-7052 | GERMANAKOS, DEMITRA    | 48,901.00      | 50,440.00        |
| TEACHERS   | TEACHER-HISTORY/SOCIAL STUDIES-7052 | GRINDROD, BRIAN        | 70,594.00      | 72,817.00        |
| TEACHERS   | TEACHER-HISTORY/SOCIAL STUDIES-7052 | HEALY, RYAN            | 53,238.00      | 54,849.00        |
| TEACHERS   | TEACHER-HISTORY/SOCIAL STUDIES-7052 | JOHNSON, DEIDRE        | 57,723.00      | 59,469.00        |
| TEACHERS   | TEACHER-HISTORY/SOCIAL STUDIES-7052 | KAZIENKO, PETER        | 57,723.00      | 59,469.00        |
| TEACHERS   | TEACHER-HISTORY/SOCIAL STUDIES-7052 | KELLY, ROBERT          | 74,405.00      | 76,976.00        |
| TEACHERS   | TEACHER-HISTORY/SOCIAL STUDIES-7052 | LAPIDUS, LISA          | 84,451.00      | 87,689.00        |
| TEACHERS   | TEACHER-HISTORY/SOCIAL STUDIES-7052 | LAUB, JOHN             | 78,076.00      | 80,838.00        |
| TEACHERS   | TEACHER-HISTORY/SOCIAL STUDIES-7052 | LIPINSKI, KEVIN        | 62,866.00      | 65,003.00        |
| TEACHERS   | TEACHER-HISTORY/SOCIAL STUDIES-7052 | LUKOS, MICHELLE        | 53,238.00      | 54,849.00        |
| TEACHERS   | TEACHER-HISTORY/SOCIAL STUDIES-7052 | MACDONALD, MATTHEW     | 55,449.00      | 57,103.00        |
| TEACHERS   | TEACHER-HISTORY/SOCIAL STUDIES-7052 | MALAFRONTE, ERIC       | 87,580.00      | 87,580.00        |
| TEACHERS   | TEACHER-HISTORY/SOCIAL STUDIES-7052 | MANGHNANI, ROBERT      | 62,713.00      | 64,485.00        |
| TEACHERS   | TEACHER-HISTORY/SOCIAL STUDIES-7052 | MARQUES, JOAO          | 60,119.00      | 61,884.00        |
| TEACHERS   | TEACHER-HISTORY/SOCIAL STUDIES-7052 | MASTROIANNI, KATHLEEN  | 65,080.00      | 67,238.00        |
| TEACHERS   | TEACHER-HISTORY/SOCIAL STUDIES-7052 | MEADOWS, ALFRED        | 89,856.00      | 89,856.00        |
| TEACHERS   | TEACHER-HISTORY/SOCIAL STUDIES-7052 | MERK, CHRISTOPHER      | 73,517.00      | 76,003.00        |
| TEACHERS   | TEACHER-HISTORY/SOCIAL STUDIES-7052 | MILLER, JULIA          | 70,833.00      | 73,305.00        |
| TEACHERS   | TEACHER-HISTORY/SOCIAL STUDIES-7052 | MOUNING, JUSTYNE       | 65,080.00      | 67,238.00        |
| TEACHERS   | TEACHER-HISTORY/SOCIAL STUDIES-7052 | MURPHEY, RICHARD       | 74,405.00      | 76,976.00        |
| TEACHERS   | TEACHER-HISTORY/SOCIAL STUDIES-7052 | MURPHY, HARRY          | 78,076.00      | 80,838.00        |
| TEACHERS   | TEACHER-HISTORY/SOCIAL STUDIES-7052 | OSBORNE, JAMES         | 92,569.00      | 92,569.00        |
| TEACHERS   | TEACHER-HISTORY/SOCIAL STUDIES-7052 | OSENKO, MARK           | 65,080.00      | 67,238.00        |

\*This Staff Roster is reflective of staff who were working in the District for the 2018-2019 school year.

# Staff Roster

| Class Name | Job Title                           | Name                       | Current Salary | 2019-2020 Salary |
|------------|-------------------------------------|----------------------------|----------------|------------------|
| TEACHERS   | TEACHER-HISTORY/SOCIAL STUDIES-7052 | PALMIERI, SUZANNE          | 57,723.00      | 59,469.00        |
| TEACHERS   | TEACHER-HISTORY/SOCIAL STUDIES-7052 | PAULISHEN, JOHN            | 68,576.00      | 71,038.00        |
| TEACHERS   | TEACHER-HISTORY/SOCIAL STUDIES-7052 | QUINN, BRENDAN             | 70,833.00      | 73,305.00        |
| TEACHERS   | TEACHER-HISTORY/SOCIAL STUDIES-7052 | REYES, GLENDA              | 55,449.00      | 57,103.00        |
| TEACHERS   | TEACHER-HISTORY/SOCIAL STUDIES-7052 | RHONE, ROBERT              | 60,119.00      | 61,884.00        |
| TEACHERS   | TEACHER-HISTORY/SOCIAL STUDIES-7052 | RICCIO, ROBERT             | 60,119.00      | 61,884.00        |
| TEACHERS   | TEACHER-HISTORY/SOCIAL STUDIES-7052 | ROQUE, DANNY               | 57,723.00      | 59,469.00        |
| TEACHERS   | TEACHER-HISTORY/SOCIAL STUDIES-7052 | ROSS, CARLY                | 47,551.00      | 48,901.00        |
| TEACHERS   | TEACHER-HISTORY/SOCIAL STUDIES-7052 | RUZBASAN, GARY             | 89,856.00      | 89,856.00        |
| TEACHERS   | TEACHER-HISTORY/SOCIAL STUDIES-7052 | SENDEROFF, DAVID           | 70,833.00      | 73,305.00        |
| TEACHERS   | TEACHER-HISTORY/SOCIAL STUDIES-7052 | SKIBA, JENNIFER            | 57,723.00      | 59,469.00        |
| TEACHERS   | TEACHER-HISTORY/SOCIAL STUDIES-7052 | STACEY, JOHN               | 78,076.00      | 80,838.00        |
| TEACHERS   | TEACHER-HISTORY/SOCIAL STUDIES-7052 | STEELE, JOSEPH             | 93,319.00      | 93,319.00        |
| TEACHERS   | TEACHER-HISTORY/SOCIAL STUDIES-7052 | STRAUB, CYNTHIA            | 48,901.00      | 50,440.00        |
| TEACHERS   | TEACHER-HISTORY/SOCIAL STUDIES-7052 | SULLO, VINCENZO            | 67,938.00      | 70,133.00        |
| TEACHERS   | TEACHER-HISTORY/SOCIAL STUDIES-7052 | TAFT, STEVEN               | 53,238.00      | 54,849.00        |
| TEACHERS   | TEACHER-HISTORY/SOCIAL STUDIES-7052 | VAILLANCOURT, DENA         | 53,238.00      | 54,849.00        |
| TEACHERS   | TEACHER-HISTORY/SOCIAL STUDIES-7052 | VAMVAKIDES, KIRK           | 70,833.00      | 73,305.00        |
| TEACHERS   | TEACHER-HISTORY/SOCIAL STUDIES-7052 | VERCILLO, PAUL             | 67,710.00      | 69,894.00        |
| TEACHERS   | TEACHER-HISTORY/SOCIAL STUDIES-7052 | WERTH, BENJAMIN            | 53,238.00      | 54,849.00        |
| TEACHERS   | TEACHER-HISTORY/SOCIAL STUDIES-7052 | WOLAK, BETH                | 74,405.00      | 76,976.00        |
| TEACHERS   | TEACHER-HOME ECONOMICS-7040         | ABELLI, JACQUELINE         | 79,462.00      | 82,700.00        |
| TEACHERS   | TEACHER-HOME ECONOMICS-7040         | BRADSHAW, NATHANIEL        | 68,576.00      | 71,038.00        |
| TEACHERS   | TEACHER-HOME ECONOMICS-7040         | MCMILLIAN, DEMETRIA        | 55,840.00      | 57,451.00        |
| TEACHERS   | TEACHER-HOME ECONOMICS-7040         | VALUS, JOHN                | 78,076.00      | 80,838.00        |
| TEACHERS   | TEACHER-IN CHRG/SCH. OPERATION-7045 | SKIBA, STEPHANIE           | 73,517.00      | 76,003.00        |
| TEACHERS   | TEACHER-INSTRUC. COACH LITERAC-7037 | BERGIN, KRISTA             | 87,580.00      | 87,580.00        |
| TEACHERS   | TEACHER-INSTRUC. COACH LITERAC-7037 | CARINI, REGINA             | 73,517.00      | 76,003.00        |
| TEACHERS   | TEACHER-INSTRUC. COACH LITERAC-7037 | CHOMA, ADRIANNA            | 67,710.00      | 69,894.00        |
| TEACHERS   | TEACHER-INSTRUC. COACH LITERAC-7037 | CIARLEGIO, MARILYN         | 70,833.00      | 73,305.00        |
| TEACHERS   | TEACHER-INSTRUC. COACH LITERAC-7037 | CUTICELLO, CARA            | 70,594.00      | 72,817.00        |
| TEACHERS   | TEACHER-INSTRUC. COACH LITERAC-7037 | DINAN, JENNIFER            | 89,856.00      | 89,856.00        |
| TEACHERS   | TEACHER-INSTRUC. COACH LITERAC-7037 | DOZIER, HILARY             | 70,833.00      | 73,305.00        |
| TEACHERS   | TEACHER-INSTRUC. COACH LITERAC-7037 | GARRISON, JOHANNA          | 86,076.00      | 89,856.00        |
| TEACHERS   | TEACHER-INSTRUC. COACH LITERAC-7037 | GLADCZUK, DANIA            | 70,833.00      | 73,305.00        |
| TEACHERS   | TEACHER-INSTRUC. COACH LITERAC-7037 | KASBARIAN, SHELLY          | 70,833.00      | 73,305.00        |
| TEACHERS   | TEACHER-INSTRUC. COACH LITERAC-7037 | LEVINE, SARAH              | 70,833.00      | 73,305.00        |
| TEACHERS   | TEACHER-INSTRUC. COACH LITERAC-7037 | LOGAN-KREBEL, EDNA         | 86,076.00      | 89,856.00        |
| TEACHERS   | TEACHER-INSTRUC. COACH LITERAC-7037 | MCNULTY, KAREN             | 89,856.00      | 89,856.00        |
| TEACHERS   | TEACHER-INSTRUC. COACH LITERAC-7037 | O'BRIEN-TRECIOKAS, HEATHER | 89,856.00      | 89,856.00        |
| TEACHERS   | TEACHER-INSTRUC. COACH LITERAC-7037 | RAO-PITONIAK, ELISA        | 88,789.00      | 92,569.00        |
| TEACHERS   | TEACHER-INSTRUC. COACH LITERAC-7037 | SWEET, ROBYN               | 89,856.00      | 89,856.00        |
| TEACHERS   | TEACHER-INSTRUC. COACH LITERAC-7037 | WALSH, JENNIFER            | 86,076.00      | 89,856.00        |
| TEACHERS   | TEACHER-INSTRUCT. COACH MATH-7077   | ABDUR-RAHMAN, PATRICIA     | 89,856.00      | 89,856.00        |
| TEACHERS   | TEACHER-INSTRUCT. COACH MATH-7077   | ATNES, JESSICA             | 70,833.00      | 73,305.00        |
| TEACHERS   | TEACHER-INSTRUCT. COACH MATH-7077   | BLODGETT, KATHRYN          | 62,534.00      | 64,380.00        |
| TEACHERS   | TEACHER-INSTRUCT. COACH MATH-7077   | BONZ, SAMANTHA             | 65,703.00      | 67,876.00        |
| TEACHERS   | TEACHER-INSTRUCT. COACH MATH-7077   | BROWN, PATRICIA            | 93,319.00      | 93,319.00        |
| TEACHERS   | TEACHER-INSTRUCT. COACH MATH-7077   | CLOSE, KATE                | 74,405.00      | 76,976.00        |
| TEACHERS   | TEACHER-INSTRUCT. COACH MATH-7077   | COE, SHERYL                | 93,319.00      | 93,319.00        |
| TEACHERS   | TEACHER-INSTRUCT. COACH MATH-7077   | CORDAWAY, RICHARD          | 78,076.00      | 80,838.00        |
| TEACHERS   | TEACHER-INSTRUCT. COACH MATH-7077   | DELLA PIETRA, LORI         | 92,569.00      | 92,569.00        |
| TEACHERS   | TEACHER-INSTRUCT. COACH MATH-7077   | DEMSKY, JULIE              | 70,833.00      | 73,305.00        |
| TEACHERS   | TEACHER-INSTRUCT. COACH MATH-7077   | DONOHUE, JOHN              | 65,080.00      | 67,238.00        |
| TEACHERS   | TEACHER-INSTRUCT. COACH MATH-7077   | FRANK, ERIN                | 74,405.00      | 76,976.00        |
| TEACHERS   | TEACHER-INSTRUCT. COACH MATH-7077   | HAYDEN, MARGARET           | 81,738.00      | 84,976.00        |
| TEACHERS   | TEACHER-INSTRUCT. COACH MATH-7077   | HICK, ELIZABETH            | 88,789.00      | 92,569.00        |
| TEACHERS   | TEACHER-INSTRUCT. COACH MATH-7077   | HUGHES, MARGARET           | 67,710.00      | 69,894.00        |
| TEACHERS   | TEACHER-INSTRUCT. COACH MATH-7077   | LORDE, KAREN               | 67,710.00      | 69,894.00        |
| TEACHERS   | TEACHER-INSTRUCT. COACH MATH-7077   | MAGDON LIPHARDT, KATHARINE | 70,833.00      | 73,305.00        |

\*This Staff Roster is reflective of staff who were working in the District for the 2018-2019 school year.

# Staff Roster

| Class Name | Job Title                          | Name                       | Current Salary | 2019-2020 Salary |
|------------|------------------------------------|----------------------------|----------------|------------------|
| TEACHERS   | TEACHER-INSTRUCT. COACH MATH-7077  | MAGDON LIPHARDT, KATHARINE | 70,833.00      | 73,305.00        |
| TEACHERS   | TEACHER-INSTRUCT. COACH MATH-7077  | MARGARY, IRENE             | 70,833.00      | 73,305.00        |
| TEACHERS   | TEACHER-INSTRUCT. COACH MATH-7077  | MAYES, TRACEY              | 89,856.00      | 89,856.00        |
| TEACHERS   | TEACHER-INSTRUCT. COACH MATH-7077  | MILLER, KYLE               | 70,833.00      | 73,305.00        |
| TEACHERS   | TEACHER-INSTRUCT. COACH MATH-7077  | PHILPOT, TRACEY            | 70,833.00      | 73,305.00        |
| TEACHERS   | TEACHER-INSTRUCT. COACH MATH-7077  | PIERSANTI, CONSTANCE       | 89,856.00      | 89,856.00        |
| TEACHERS   | TEACHER-INSTRUCT. COACH MATH-7077  | PIETROSIMONE, LISA         | 89,856.00      | 89,856.00        |
| TEACHERS   | TEACHER-INSTRUCT. COACH MATH-7077  | QUIRK, LORRAINE            | 89,856.00      | 89,856.00        |
| TEACHERS   | TEACHER-INSTRUCT. COACH MATH-7077  | ROBINSON, JOAN             | 93,319.00      | 93,319.00        |
| TEACHERS   | TEACHER-INSTRUCT. COACH MATH-7077  | SALTERS, GEARLENE          | 79,462.00      | 82,700.00        |
| TEACHERS   | TEACHER-INSTRUCT. COACH MATH-7077  | SCHWARTZMAN, MINDY         | 89,856.00      | 89,856.00        |
| TEACHERS   | TEACHER-INSTRUCT. COACH MATH-7077  | SMITH, CREOLA              | 89,856.00      | 89,856.00        |
| TEACHERS   | TEACHER-INSTRUCT. COACH MATH-7077  | SUTHERLAND, COURTNEY       | 55,529.00      | 57,269.00        |
| TEACHERS   | TEACHER-INSTRUCT. COACH MATH-7077  | WHITELEY FOSTER, LINDA     | 89,856.00      | 89,856.00        |
| TEACHERS   | TEACHER-INSTRUCT. COACH MATH-7077  | WILLIAMS, OSCAR            | 70,833.00      | 73,305.00        |
| TEACHERS   | TEACHER-INSTRUCT. COACH OTHER-7099 | FEARON, COLLETTE           | 84,451.00      | 87,689.00        |
| TEACHERS   | TEACHER-INSTRUCT. COACH OTHER-7099 | GANTENBEIN, PATRICIA       | 89,856.00      | 89,856.00        |
| TEACHERS   | TEACHER-INSTRUCT. COACH OTHER-7099 | JOHNSON, SHAWNA            | 77,103.00      | 79,689.00        |
| TEACHERS   | TEACHER-INSTRUCT. COACH OTHER-7099 | KWOLEK, KATARZYNA          | 65,135.00      | 67,010.00        |
| TEACHERS   | TEACHER-INSTRUCT. COACH OTHER-7099 | MIGLIORE, AMY              | 73,517.00      | 76,003.00        |
| TEACHERS   | TEACHER-INSTRUCT. COACH OTHER-7099 | ORTIZ, VIVIANA             | 74,405.00      | 76,976.00        |
| TEACHERS   | TEACHER-INSTRUCT. COACH OTHER-7099 | PASSARELLI, ALEXANDRA      | 65,135.00      | 66,438.00        |
| TEACHERS   | TEACHER-INSTRUCT. COACH OTHER-7099 | SAM, HANNAH                | 73,517.00      | 76,003.00        |
| TEACHERS   | TEACHER-INTEGRATED LANG. ARTS-7085 | APGAR, CAROLINE            | 65,080.00      | 67,238.00        |
| TEACHERS   | TEACHER-INTEGRATED LANG. ARTS-7085 | BEHN, KRISTIN              | 67,938.00      | 70,133.00        |
| TEACHERS   | TEACHER-INTEGRATED LANG. ARTS-7085 | BUELL, SLOANE              | 60,341.00      | 62,166.00        |
| TEACHERS   | TEACHER-INTEGRATED LANG. ARTS-7085 | CANINO, CHERYL             | 53,642.00      | 55,240.00        |
| TEACHERS   | TEACHER-INTEGRATED LANG. ARTS-7085 | CARDOZO, EMILY             | 70,833.00      | 73,305.00        |
| TEACHERS   | TEACHER-INTEGRATED LANG. ARTS-7085 | CARRANO, ERICA             | 57,723.00      | 59,469.00        |
| TEACHERS   | TEACHER-INTEGRATED LANG. ARTS-7085 | CONSTANTINOPE, FLORENCE    | 65,135.00      | 67,010.00        |
| TEACHERS   | TEACHER-INTEGRATED LANG. ARTS-7085 | COURTNEY, EILEEN           | 46,708.00      | 48,246.00        |
| TEACHERS   | TEACHER-INTEGRATED LANG. ARTS-7085 | CROTEAU, DANIEL            | 53,256.00      | 54,909.00        |
| TEACHERS   | TEACHER-INTEGRATED LANG. ARTS-7085 | GAGLIARDI, PATRICIA        | 62,713.00      | 64,485.00        |
| TEACHERS   | TEACHER-INTEGRATED LANG. ARTS-7085 | GRANGER, TANIESHA          | 51,040.00      | 52,638.00        |
| TEACHERS   | TEACHER-INTEGRATED LANG. ARTS-7085 | GUIDRY, ELISE              | 48,901.00      | 50,440.00        |
| TEACHERS   | TEACHER-INTEGRATED LANG. ARTS-7085 | IANNUCILLI, KAYLA          | 53,238.00      | 54,849.00        |
| TEACHERS   | TEACHER-INTEGRATED LANG. ARTS-7085 | JACKSON, PAULETTE          | 92,569.00      | 92,569.00        |
| TEACHERS   | TEACHER-INTEGRATED LANG. ARTS-7085 | KELLY, CAROL               | 57,723.00      | 59,469.00        |
| TEACHERS   | TEACHER-INTEGRATED LANG. ARTS-7085 | KRAUSS, JASON              | 77,103.00      | 79,689.00        |
| TEACHERS   | TEACHER-INTEGRATED LANG. ARTS-7085 | LAWLESS, DEVIN             | 51,040.00      | 52,638.00        |
| TEACHERS   | TEACHER-INTEGRATED LANG. ARTS-7085 | LESKA, SAMANTHA            | 55,449.00      | 57,103.00        |
| TEACHERS   | TEACHER-INTEGRATED LANG. ARTS-7085 | NAROWSKI, MARY LOU         | 92,569.00      | 92,569.00        |
| TEACHERS   | TEACHER-INTEGRATED LANG. ARTS-7085 | ORRELL, PAUL               | 57,723.00      | 59,469.00        |
| TEACHERS   | TEACHER-INTEGRATED LANG. ARTS-7085 | POTTER, SORAYA             | 84,451.00      | 87,689.00        |
| TEACHERS   | TEACHER-INTEGRATED LANG. ARTS-7085 | RADECKI, JESSICA           | 53,238.00      | 54,849.00        |
| TEACHERS   | TEACHER-INTEGRATED LANG. ARTS-7085 | STEIN, EDEN                | 81,311.00      | 83,917.00        |
| TEACHERS   | TEACHER-INTEGRATED LANG. ARTS-7085 | STREETS, CAROLYN           | 88,789.00      | 92,569.00        |
| TEACHERS   | TEACHER-INTEGRATED LANG. ARTS-7085 | TEAGUE, WHITTNEY           | 55,449.00      | 57,103.00        |
| TEACHERS   | TEACHER-INTEGRATED LANG. ARTS-7085 | VOYTEK, JAMES              | 53,256.00      | 54,909.00        |
| TEACHERS   | TEACHER-INTEGRATED LANG. ARTS-7085 | WAGONER-MORALES, WILLIAM   | 57,723.00      | 59,469.00        |
| TEACHERS   | TEACHER-INTEGRATED LANG. ARTS-7085 | WALKER, JESSICA            | 67,710.00      | 69,894.00        |
| TEACHERS   | TEACHER-INTEGRATED LANG. ARTS-7085 | WARREN, ELIZABETH          | 89,856.00      | 89,856.00        |
| TEACHERS   | TEACHER-INTEGRATED LANG. ARTS-7085 | WILLIAMS, HOWARD           | 86,076.00      | 89,856.00        |
| TEACHERS   | TEACHER-ITINERANT ELEMENTARY-7090  | CICARELLA, DAVID           | 93,319.00      | 93,319.00        |
| TEACHERS   | TEACHER-ITINERANT TESOL-7107       | BARKHATOVA, EKATERINA      | 74,405.00      | 76,976.00        |
| TEACHERS   | TEACHER-ITINERANT TESOL-7107       | BEARDSLEY, ANN             | 74,405.00      | 76,976.00        |
| TEACHERS   | TEACHER-ITINERANT TESOL-7107       | VARGAS, KIOMARILYN         | 48,846.00      | 50,445.00        |
| TEACHERS   | TEACHER-KDG/GR.1-7101              | ADELINO, EMILY             | 67,938.00      | 70,133.00        |
| TEACHERS   | TEACHER-KDG/GR.1-7101              | MCMAHON, KAREN             | 80,789.00      | 83,551.00        |
| TEACHERS   | TEACHER-KDG/GR.1-7101              | O'NEILL, LYNDSAY           | 62,534.00      | 64,380.00        |

\*This Staff Roster is reflective of staff who were working in the District for the 2018-2019 school year.

# Staff Roster

| Class Name | Job Title                 | Name                        | Current Salary | 2019-2020 Salary |
|------------|---------------------------|-----------------------------|----------------|------------------|
| TEACHERS   | TEACHER-KDG/GR.1-7101     | SECONDINO, RACHEL           | 48,901.00      | 50,440.00        |
| TEACHERS   | TEACHER-KDG/GR.1-7101     | WICKWIRE, BARBARA           | 67,938.00      | 70,133.00        |
| TEACHERS   | TEACHER-KINDERGARTEN-7000 | BLINN, EMILY                | 53,238.00      | 54,849.00        |
| TEACHERS   | TEACHER-KINDERGARTEN-7000 | BOYNTON, CAROL              | 89,856.00      | 89,856.00        |
| TEACHERS   | TEACHER-KINDERGARTEN-7000 | CARTER, KATHLEEN            | 81,738.00      | 84,976.00        |
| TEACHERS   | TEACHER-KINDERGARTEN-7000 | DAUGHENBAUGH, GINA          | 62,534.00      | 64,380.00        |
| TEACHERS   | TEACHER-KINDERGARTEN-7000 | DEGIAGOMO, JILLIAN          | 46,708.00      | 48,246.00        |
| TEACHERS   | TEACHER-KINDERGARTEN-7000 | DIXON, LAURA                | 62,534.00      | 64,380.00        |
| TEACHERS   | TEACHER-KINDERGARTEN-7000 | DONROE-SINK, SARAH          | 74,405.00      | 76,976.00        |
| TEACHERS   | TEACHER-KINDERGARTEN-7000 | DRAUSS-MCDANIEL, KATHARINE  | 67,938.00      | 70,133.00        |
| TEACHERS   | TEACHER-KINDERGARTEN-7000 | ESPAILLAT, LUISA            | 67,938.00      | 70,133.00        |
| TEACHERS   | TEACHER-KINDERGARTEN-7000 | FARBER, ANDREA              | 55,449.00      | 57,103.00        |
| TEACHERS   | TEACHER-KINDERGARTEN-7000 | FINNUCAN, CAROL             | 74,405.00      | 76,976.00        |
| TEACHERS   | TEACHER-KINDERGARTEN-7000 | FREEMAN, JOCELYN            | 48,901.00      | 50,440.00        |
| TEACHERS   | TEACHER-KINDERGARTEN-7000 | GIUSTI, KATELYN             | 60,119.00      | 61,884.00        |
| TEACHERS   | TEACHER-KINDERGARTEN-7000 | GRANT, GYNA                 | 60,119.00      | 61,884.00        |
| TEACHERS   | TEACHER-KINDERGARTEN-7000 | HABELOW, LESLIE             | 47,551.00      | 48,901.00        |
| TEACHERS   | TEACHER-KINDERGARTEN-7000 | HAMPTON, TAREY              | 53,238.00      | 54,849.00        |
| TEACHERS   | TEACHER-KINDERGARTEN-7000 | HARRINGTON, ALICIA          | 53,238.00      | 54,849.00        |
| TEACHERS   | TEACHER-KINDERGARTEN-7000 | HARRIS, TRACY               | 86,076.00      | 89,856.00        |
| TEACHERS   | TEACHER-KINDERGARTEN-7000 | HERRMANN, DANIELLE          | 78,076.00      | 80,838.00        |
| TEACHERS   | TEACHER-KINDERGARTEN-7000 | HOLZBAR, FRANCES            | 60,119.00      | 61,884.00        |
| TEACHERS   | TEACHER-KINDERGARTEN-7000 | HOSUZAWA-FELDENZER, EIKO    | 70,833.00      | 73,305.00        |
| TEACHERS   | TEACHER-KINDERGARTEN-7000 | JOHNSON, CAROLINE           | 62,534.00      | 64,380.00        |
| TEACHERS   | TEACHER-KINDERGARTEN-7000 | KAYE, JENNIFER              | 65,080.00      | 67,238.00        |
| TEACHERS   | TEACHER-KINDERGARTEN-7000 | KAZAKEWICH, KRISTIN         | 57,723.00      | 59,469.00        |
| TEACHERS   | TEACHER-KINDERGARTEN-7000 | LAGASSE, KARIS              | 60,119.00      | 61,884.00        |
| TEACHERS   | TEACHER-KINDERGARTEN-7000 | LAUDANO, MARISA             | 48,901.00      | 50,440.00        |
| TEACHERS   | TEACHER-KINDERGARTEN-7000 | LAZZARA, BIANCA             | 48,901.00      | 50,440.00        |
| TEACHERS   | TEACHER-KINDERGARTEN-7000 | LONGLEY, TARA               | 68,576.00      | 71,038.00        |
| TEACHERS   | TEACHER-KINDERGARTEN-7000 | LUBANDA, LORENA             | 70,833.00      | 73,305.00        |
| TEACHERS   | TEACHER-KINDERGARTEN-7000 | MANDEL, JENNIFER            | 81,738.00      | 84,976.00        |
| TEACHERS   | TEACHER-KINDERGARTEN-7000 | MCCARTHY, ANNA MARIE        | 53,238.00      | 54,849.00        |
| TEACHERS   | TEACHER-KINDERGARTEN-7000 | MENDOZA-ALONZO, JOSE        | 51,045.00      | 52,656.00        |
| TEACHERS   | TEACHER-KINDERGARTEN-7000 | MITCHELL, JENNA             | 67,710.00      | 69,894.00        |
| TEACHERS   | TEACHER-KINDERGARTEN-7000 | MOORE, MICHELE              | 59,903.00      | 61,513.00        |
| TEACHERS   | TEACHER-KINDERGARTEN-7000 | NAJA, SAMANTHA              | 48,901.00      | 50,440.00        |
| TEACHERS   | TEACHER-KINDERGARTEN-7000 | NATALE, CHRISTINA           | 46,708.00      | 48,246.00        |
| TEACHERS   | TEACHER-KINDERGARTEN-7000 | OJI, ALEXANDER              | 73,517.00      | 76,003.00        |
| TEACHERS   | TEACHER-KINDERGARTEN-7000 | PAULISHEN, MICHELLE         | 78,076.00      | 80,838.00        |
| TEACHERS   | TEACHER-KINDERGARTEN-7000 | PEPE, JANET                 | 70,833.00      | 73,305.00        |
| TEACHERS   | TEACHER-KINDERGARTEN-7000 | PILEGGI, MICHELLE           | 70,833.00      | 73,305.00        |
| TEACHERS   | TEACHER-KINDERGARTEN-7000 | PITTMAN, ALLISON            | 53,238.00      | 54,849.00        |
| TEACHERS   | TEACHER-KINDERGARTEN-7000 | PUGLISI, CYNTHIA            | 70,833.00      | 73,305.00        |
| TEACHERS   | TEACHER-KINDERGARTEN-7000 | RASCATI, ERICA              | 57,723.00      | 59,469.00        |
| TEACHERS   | TEACHER-KINDERGARTEN-7000 | RAZNICK, SARA               | 48,901.00      | 50,440.00        |
| TEACHERS   | TEACHER-KINDERGARTEN-7000 | REID, LAUREN                | 57,723.00      | 59,469.00        |
| TEACHERS   | TEACHER-KINDERGARTEN-7000 | REYES, IVETTE               | 53,256.00      | 54,909.00        |
| TEACHERS   | TEACHER-KINDERGARTEN-7000 | RICCITELLI, MARISA          | 89,856.00      | 89,856.00        |
| TEACHERS   | TEACHER-KINDERGARTEN-7000 | ROSA, RUTH                  | 57,723.00      | 59,469.00        |
| TEACHERS   | TEACHER-KINDERGARTEN-7000 | ROSARBO, LEANNA             | 48,901.00      | 50,440.00        |
| TEACHERS   | TEACHER-KINDERGARTEN-7000 | ROUTHIER, MELISSA           | 55,449.00      | 57,103.00        |
| TEACHERS   | TEACHER-KINDERGARTEN-7000 | SCHWARTZ, ASHLEY            | 67,938.00      | 70,133.00        |
| TEACHERS   | TEACHER-KINDERGARTEN-7000 | SEWARD, CAROLYN             | 74,405.00      | 76,976.00        |
| TEACHERS   | TEACHER-KINDERGARTEN-7000 | SMITH, KAYLA                | 46,708.00      | 48,246.00        |
| TEACHERS   | TEACHER-KINDERGARTEN-7000 | SPINATO, KATIE              | 60,119.00      | 61,884.00        |
| TEACHERS   | TEACHER-KINDERGARTEN-7000 | STANNARD DONOHUE, MALLARY   | 57,723.00      | 59,469.00        |
| TEACHERS   | TEACHER-KINDERGARTEN-7000 | VANTASSELL-TESTROET, TRESSA | 55,449.00      | 57,103.00        |
| TEACHERS   | TEACHER-KINDERGARTEN-7000 | WINGREEN, DEBORAH           | 92,569.00      | 92,569.00        |
| TEACHERS   | TEACHER-KINDERGARTEN-7000 | WRIGHT, BETH                | 70,833.00      | 73,305.00        |

\*This Staff Roster is reflective of staff who were working in the District for the 2018-2019 school year.

# Staff Roster

| Class Name | Job Title                           | Name                      | Current Salary | 2019-2020 Salary |
|------------|-------------------------------------|---------------------------|----------------|------------------|
| TEACHERS   | TEACHER-KINDERGARTEN-7000           | WROBEL, SUSAN             | 62,534.00      | 64,380.00        |
| TEACHERS   | TEACHER-LIB/MEDIA SPECIALIST-7042   | AIELLO, EILEEN            | 73,517.00      | 76,003.00        |
| TEACHERS   | TEACHER-LIB/MEDIA SPECIALIST-7042   | BUCKLEY, ARIANA           | 89,856.00      | 89,856.00        |
| TEACHERS   | TEACHER-LIB/MEDIA SPECIALIST-7042   | BUYNAK, SHELLY            | 78,076.00      | 80,838.00        |
| TEACHERS   | TEACHER-LIB/MEDIA SPECIALIST-7042   | CAMPBELL, PAMELA          | 57,723.00      | 59,469.00        |
| TEACHERS   | TEACHER-LIB/MEDIA SPECIALIST-7042   | COOK, ALICIA ANN          | 68,576.00      | 71,038.00        |
| TEACHERS   | TEACHER-LIB/MEDIA SPECIALIST-7042   | CUPOLE, CHARLINE          | 92,569.00      | 92,569.00        |
| TEACHERS   | TEACHER-LIB/MEDIA SPECIALIST-7042   | DAITZMAN, PAULA           | 92,569.00      | 92,569.00        |
| TEACHERS   | TEACHER-LIB/MEDIA SPECIALIST-7042   | HART, ELIZABETH           | 89,856.00      | 89,856.00        |
| TEACHERS   | TEACHER-LIB/MEDIA SPECIALIST-7042   | LAWRENCE, JEANNE          | 89,856.00      | 89,856.00        |
| TEACHERS   | TEACHER-LIB/MEDIA SPECIALIST-7042   | MCMULLEN, MARY            | 73,517.00      | 76,003.00        |
| TEACHERS   | TEACHER-LIB/MEDIA SPECIALIST-7042   | NORWOOD, SUSAN            | 92,569.00      | 92,569.00        |
| TEACHERS   | TEACHER-LIB/MEDIA SPECIALIST-7042   | PIERSON, FRANCES          | 89,856.00      | 89,856.00        |
| TEACHERS   | TEACHER-LIB/MEDIA SPECIALIST-7042   | QUINN, KAREN              | 70,833.00      | 73,305.00        |
| TEACHERS   | TEACHER-LIB/MEDIA SPECIALIST-7042   | QUIRK, JENNIFER           | 77,103.00      | 79,689.00        |
| TEACHERS   | TEACHER-LIB/MEDIA SPECIALIST-7042   | RAFALA, LUCIA             | 92,569.00      | 92,569.00        |
| TEACHERS   | TEACHER-LIB/MEDIA SPECIALIST-7042   | ROGERS, KIM               | 65,080.00      | 67,238.00        |
| TEACHERS   | TEACHER-LIB/MEDIA SPECIALIST-7042   | SEELY, MOLLY              | 60,324.00      | 62,063.00        |
| TEACHERS   | TEACHER-LIB/MEDIA SPECIALIST-7042   | SIRICO, JAMIE             | 70,833.00      | 73,305.00        |
| TEACHERS   | TEACHER-LIB/MEDIA SPECIALIST-7042   | STEELE, RITA              | 92,569.00      | 92,569.00        |
| TEACHERS   | TEACHER-LIB/MEDIA SPECIALIST-7042   | VIRTUE, LYNN              | 67,938.00      | 70,133.00        |
| TEACHERS   | TEACHER-LIB/MEDIA SPECIALIST-7042   | WILSON, MARILYN           | 89,856.00      | 89,856.00        |
| TEACHERS   | TEACHER-LITERACY COACHING SPEC-7114 | ALONZY, AMANDA            | 88,789.00      | 92,569.00        |
| TEACHERS   | TEACHER-LITERACY COACHING SPEC-7114 | CANALORI, LAUREN          | 89,856.00      | 89,856.00        |
| TEACHERS   | TEACHER-LITERACY COACHING SPEC-7114 | DILL, AIMEE               | 65,080.00      | 67,238.00        |
| TEACHERS   | TEACHER-LITERACY COACHING SPEC-7114 | GLYNN, HEATHER            | 77,103.00      | 79,689.00        |
| TEACHERS   | TEACHER-LITERACY COACHING SPEC-7114 | KEITH, SEISHA             | 89,856.00      | 89,856.00        |
| TEACHERS   | TEACHER-LITERACY COACHING SPEC-7114 | KELLY, LYNN               | 92,569.00      | 92,569.00        |
| TEACHERS   | TEACHER-LITERACY COACHING SPEC-7114 | KOZLOWSKI, LORI           | 73,517.00      | 76,003.00        |
| TEACHERS   | TEACHER-LITERACY COACHING SPEC-7114 | LOMBARDI, KAREN           | 84,451.00      | 87,689.00        |
| TEACHERS   | TEACHER-LITERACY COACHING SPEC-7114 | MORGAN, KRISTA            | 84,451.00      | 87,689.00        |
| TEACHERS   | TEACHER-LITERACY COACHING SPEC-7114 | POKLEMBIA MONTESI, AUDREY | 92,569.00      | 92,569.00        |
| TEACHERS   | TEACHER-LITERACY COACHING SPEC-7114 | PORTO LADORE, DANIELA     | 88,789.00      | 92,569.00        |
| TEACHERS   | TEACHER-LITERACY COACHING SPEC-7114 | SOLLI, MEGHAN             | 77,103.00      | 79,689.00        |
| TEACHERS   | TEACHER-LITERACY COACHING SPEC-7114 | TORELLO, KIMBERLY         | 77,103.00      | 79,689.00        |
| TEACHERS   | TEACHER-LITERACY COACHING SPEC-7114 | VESSICCHIO, LINDA         | 88,789.00      | 92,569.00        |
| TEACHERS   | TEACHER-LITERACY COACHING SPEC-7114 | WELLS-JACKSON, JENNIFER   | 86,076.00      | 89,856.00        |
| TEACHERS   | TEACHER-MAG.RES.-ART-7120           | MICHAUD, ERIN             | 74,405.00      | 76,976.00        |
| TEACHERS   | TEACHER-MAG.RES.-ELEMENTARY-7117    | PETERSON, TRACY           | 70,833.00      | 73,305.00        |
| TEACHERS   | TEACHER-MAG.RES.-SOC. STUDIES-7115  | GAVRIN, MEREDITH          | 89,856.00      | 89,856.00        |
| TEACHERS   | TEACHER-MAGNET SCH. RESOURCE-7076   | AMENTA, SUSAN             | 70,594.00      | 72,817.00        |
| TEACHERS   | TEACHER-MAGNET SCH. RESOURCE-7076   | BENARD, LISA              | 57,723.00      | -                |
| TEACHERS   | TEACHER-MAGNET SCH. RESOURCE-7076   | BLACK, ELIZABETH          | 86,076.00      | 89,856.00        |
| TEACHERS   | TEACHER-MAGNET SCH. RESOURCE-7076   | BONANNO, JO-ANN           | 73,517.00      | 76,003.00        |
| TEACHERS   | TEACHER-MAGNET SCH. RESOURCE-7076   | CAMPO, CARA               | 74,405.00      | -                |
| TEACHERS   | TEACHER-MAGNET SCH. RESOURCE-7076   | CATALA, JASON             | 73,517.00      | -                |
| TEACHERS   | TEACHER-MAGNET SCH. RESOURCE-7076   | COLEMAN, ALICE            | 84,451.00      | 87,689.00        |
| TEACHERS   | TEACHER-MAGNET SCH. RESOURCE-7076   | COSTA, CORTNEY            | 70,833.00      | 73,305.00        |
| TEACHERS   | TEACHER-MAGNET SCH. RESOURCE-7076   | CRISCUOLO, REGINA         | 89,856.00      | 89,856.00        |
| TEACHERS   | TEACHER-MAGNET SCH. RESOURCE-7076   | DIAZ-ORTIZ, ROSALYN       | 92,569.00      | 92,569.00        |
| TEACHERS   | TEACHER-MAGNET SCH. RESOURCE-7076   | EVANS, BREANNA            | 57,723.00      | 59,469.00        |
| TEACHERS   | TEACHER-MAGNET SCH. RESOURCE-7076   | GOODRICH, JUDITH          | 80,789.00      | 83,551.00        |
| TEACHERS   | TEACHER-MAGNET SCH. RESOURCE-7076   | GRANATA-BASSO, ALYSSA     | 62,534.00      | -                |
| TEACHERS   | TEACHER-MAGNET SCH. RESOURCE-7076   | HICKINSON, FANA           | 55,449.00      | 57,103.00        |
| TEACHERS   | TEACHER-MAGNET SCH. RESOURCE-7076   | KOULOUIROS, EFTYHIA       | 57,723.00      | 59,469.00        |
| TEACHERS   | TEACHER-MAGNET SCH. RESOURCE-7076   | KUSZPA, MICHAEL           | 57,723.00      | 59,469.00        |
| TEACHERS   | TEACHER-MAGNET SCH. RESOURCE-7076   | LEWIS, JOSEPH             | 87,580.00      | 87,580.00        |
| TEACHERS   | TEACHER-MAGNET SCH. RESOURCE-7076   | MADICK, NATHANIEL         | 55,529.00      | 57,269.00        |
| TEACHERS   | TEACHER-MAGNET SCH. RESOURCE-7076   | NEWTON, ASHLEY            | 67,710.00      | 69,894.00        |
| TEACHERS   | TEACHER-MAGNET SCH. RESOURCE-7076   | RAUCCI, VICTORIA          | 70,833.00      | -                |

\*This Staff Roster is reflective of staff who were working in the District for the 2018-2019 school year.

# Staff Roster

| Class Name | Job Title                         | Name                      | Current Salary | 2019-2020 Salary |
|------------|-----------------------------------|---------------------------|----------------|------------------|
| TEACHERS   | TEACHER-MAGNET SCH. RESOURCE-7076 | RAUCH, TIFFANY            | 115,924.00     | 119,262.00       |
| TEACHERS   | TEACHER-MAGNET SCH. RESOURCE-7076 | ROWAN, LANA               | 67,938.00      | 70,133.00        |
| TEACHERS   | TEACHER-MAGNET SCH. RESOURCE-7076 | RYAN, CARROLL             | 73,517.00      | 76,003.00        |
| TEACHERS   | TEACHER-MAGNET SCH. RESOURCE-7076 | SALAMONE, CATERINA        | 73,517.00      | 76,003.00        |
| TEACHERS   | TEACHER-MAGNET SCH. RESOURCE-7076 | SCOTT, WILLIAM            | 65,135.00      | -                |
| TEACHERS   | TEACHER-MAGNET SCH. RESOURCE-7076 | SEGAL, MARY               | 92,569.00      | 93,319.00        |
| TEACHERS   | TEACHER-MAGNET SCH. RESOURCE-7076 | SMITH, HOLLY              | 73,517.00      | 76,003.00        |
| TEACHERS   | TEACHER-MAGNET SCH. RESOURCE-7076 | SPRENG, LARISSA           | 60,324.00      | -                |
| TEACHERS   | TEACHER-MAGNET SCH. RESOURCE-7076 | STRAND, CARI              | 92,569.00      | 92,569.00        |
| TEACHERS   | TEACHER-MAGNET SCH. RESOURCE-7076 | YOUNGMAN, MICHAEL         | 62,534.00      | -                |
| TEACHERS   | TEACHER-MARKETING EDUCATION-7063  | PURDIE, THERESA           | 78,076.00      | 80,838.00        |
| TEACHERS   | TEACHER-MATH GRADE 5/8-7067       | BARTLING, DONNA           | 62,534.00      | 64,380.00        |
| TEACHERS   | TEACHER-MATH GRADE 5/8-7067       | CLOUGH, RYAN              | 83,800.00      | 87,580.00        |
| TEACHERS   | TEACHER-MATH GRADE 5/8-7067       | COLAVOLPE, BRETT          | 65,080.00      | 67,238.00        |
| TEACHERS   | TEACHER-MATH GRADE 5/8-7067       | COLE, SARA                | 53,238.00      | 54,849.00        |
| TEACHERS   | TEACHER-MATH GRADE 5/8-7067       | COLEMAN, RONALD           | 60,119.00      | 61,884.00        |
| TEACHERS   | TEACHER-MATH GRADE 5/8-7067       | CORBETT, LATESHA          | 74,405.00      | 76,976.00        |
| TEACHERS   | TEACHER-MATH GRADE 5/8-7067       | EVANS, GEORGE             | 86,076.00      | 89,856.00        |
| TEACHERS   | TEACHER-MATH GRADE 5/8-7067       | FERTIG, STEPHEN           | 74,405.00      | 76,976.00        |
| TEACHERS   | TEACHER-MATH GRADE 5/8-7067       | GEORGIA-STEEL, KIMBERLEY  | 90,606.00      | 90,606.00        |
| TEACHERS   | TEACHER-MATH GRADE 5/8-7067       | HAND, PATRICIA            | 55,449.00      | 57,103.00        |
| TEACHERS   | TEACHER-MATH GRADE 5/8-7067       | HILL, JONATHAN            | 70,833.00      | 73,305.00        |
| TEACHERS   | TEACHER-MATH GRADE 5/8-7067       | KENNEDY, JOHN             | 84,451.00      | 87,689.00        |
| TEACHERS   | TEACHER-MATH GRADE 5/8-7067       | LABRADOR, MICHELLE        | 45,357.00      | 46,708.00        |
| TEACHERS   | TEACHER-MATH GRADE 5/8-7067       | NAPOLETANO, TAYLOR        | 70,833.00      | 73,305.00        |
| TEACHERS   | TEACHER-MATH GRADE 5/8-7067       | ONOFRIO, KELSEY           | 48,846.00      | 50,445.00        |
| TEACHERS   | TEACHER-MATH GRADE 5/8-7067       | PHILLIPS, MAXINE          | 68,576.00      | 71,038.00        |
| TEACHERS   | TEACHER-MATH GRADE 5/8-7067       | VAUGHAN, ELIZABETH        | 46,708.00      | 48,246.00        |
| TEACHERS   | TEACHER-MATHEMATICS-7043          | ACETO, LAUREN             | 55,449.00      | 57,103.00        |
| TEACHERS   | TEACHER-MATHEMATICS-7043          | ALVAREZ, HEATHER          | 67,938.00      | 70,133.00        |
| TEACHERS   | TEACHER-MATHEMATICS-7043          | ALWANG, WESLEY            | 58,051.00      | 59,704.00        |
| TEACHERS   | TEACHER-MATHEMATICS-7043          | ANDERSON, SCOTT           | 48,901.00      | 50,440.00        |
| TEACHERS   | TEACHER-MATHEMATICS-7043          | ANGOTTA, KIMBERLY         | 70,833.00      | 73,305.00        |
| TEACHERS   | TEACHER-MATHEMATICS-7043          | AROMOLARAN, SIMISOLA      | 92,569.00      | 92,569.00        |
| TEACHERS   | TEACHER-MATHEMATICS-7043          | AUSTIN, WAYNE             | 70,833.00      | 73,305.00        |
| TEACHERS   | TEACHER-MATHEMATICS-7043          | BARAJAS, VICTOR           | 89,856.00      | 89,856.00        |
| TEACHERS   | TEACHER-MATHEMATICS-7043          | BARBARITO, JAMES          | 92,569.00      | 92,569.00        |
| TEACHERS   | TEACHER-MATHEMATICS-7043          | BARRETT, HEATHER          | 57,723.00      | 59,469.00        |
| TEACHERS   | TEACHER-MATHEMATICS-7043          | BLACKWELL, NIA            | 48,846.00      | 50,445.00        |
| TEACHERS   | TEACHER-MATHEMATICS-7043          | BRIGHT, GWENDOLYN         | 93,319.00      | 93,319.00        |
| TEACHERS   | TEACHER-MATHEMATICS-7043          | BUNDOCK, MATTHEW          | 48,901.00      | 50,440.00        |
| TEACHERS   | TEACHER-MATHEMATICS-7043          | CAMPBELL, MELVIN          | 48,846.00      | 50,445.00        |
| TEACHERS   | TEACHER-MATHEMATICS-7043          | CATALANO, ADAM            | 81,738.00      | 84,976.00        |
| TEACHERS   | TEACHER-MATHEMATICS-7043          | CHAPMAN, SUNHWA           | 81,738.00      | 84,976.00        |
| TEACHERS   | TEACHER-MATHEMATICS-7043          | CHARLES, JEFFREY          | 62,534.00      | 64,380.00        |
| TEACHERS   | TEACHER-MATHEMATICS-7043          | CHAVANNES-GOOSBY, DOROTHY | 62,534.00      | 64,380.00        |
| TEACHERS   | TEACHER-MATHEMATICS-7043          | CHERNOVETZ, BRADFORD      | 78,076.00      | 80,838.00        |
| TEACHERS   | TEACHER-MATHEMATICS-7043          | COHEN, DOROTHY            | 51,503.00      | 53,042.00        |
| TEACHERS   | TEACHER-MATHEMATICS-7043          | CORNELIUS, JOHN           | 57,723.00      | 59,469.00        |
| TEACHERS   | TEACHER-MATHEMATICS-7043          | CROWLEY, BARBARA          | 62,713.00      | 64,485.00        |
| TEACHERS   | TEACHER-MATHEMATICS-7043          | DAVIS, BARBARA            | 51,040.00      | 52,638.00        |
| TEACHERS   | TEACHER-MATHEMATICS-7043          | DOGANI, THEODORA          | 55,449.00      | 57,103.00        |
| TEACHERS   | TEACHER-MATHEMATICS-7043          | DUGO, DOMENICO            | 51,045.00      | 52,656.00        |
| TEACHERS   | TEACHER-MATHEMATICS-7043          | DUNCAN, LEANNE            | 83,800.00      | 87,580.00        |
| TEACHERS   | TEACHER-MATHEMATICS-7043          | EAR, AMY                  | 57,723.00      | 59,469.00        |
| TEACHERS   | TEACHER-MATHEMATICS-7043          | ECONOMOPOULOS, JAMES      | 51,045.00      | 52,656.00        |
| TEACHERS   | TEACHER-MATHEMATICS-7043          | ERTELT, PAMELA            | 89,856.00      | 89,856.00        |
| TEACHERS   | TEACHER-MATHEMATICS-7043          | EVANS, LYNNELL            | 57,723.00      | 59,469.00        |
| TEACHERS   | TEACHER-MATHEMATICS-7043          | FERRANDIZ, ASHLEY         | 55,449.00      | 57,103.00        |
| TEACHERS   | TEACHER-MATHEMATICS-7043          | FORSTROM, AUDRA           | 83,800.00      | 87,580.00        |

\*This Staff Roster is reflective of staff who were working in the District for the 2018-2019 school year.

# Staff Roster

| Class Name | Job Title                | Name                 | Current Salary | 2019-2020 Salary |
|------------|--------------------------|----------------------|----------------|------------------|
| TEACHERS   | TEACHER-MATHEMATICS-7043 | FRANK, WILLIAM       | 86,076.00      | 89,856.00        |
| TEACHERS   | TEACHER-MATHEMATICS-7043 | FUCHS, KURT          | 89,856.00      | 89,856.00        |
| TEACHERS   | TEACHER-MATHEMATICS-7043 | GOMES, STEPHANIE     | 70,833.00      | 73,305.00        |
| TEACHERS   | TEACHER-MATHEMATICS-7043 | GOSS, JOSHUA         | 74,740.00      | 77,004.00        |
| TEACHERS   | TEACHER-MATHEMATICS-7043 | HAINES, STACY        | 71,816.00      | 74,040.00        |
| TEACHERS   | TEACHER-MATHEMATICS-7043 | JEON, SUNGHEE        | 60,119.00      | 61,884.00        |
| TEACHERS   | TEACHER-MATHEMATICS-7043 | JOHNSON, HORACE      | 70,833.00      | 73,305.00        |
| TEACHERS   | TEACHER-MATHEMATICS-7043 | JONES, ASHLEY        | 67,938.00      | 70,133.00        |
| TEACHERS   | TEACHER-MATHEMATICS-7043 | KAFOGLIS, CHRISTIAN  | 89,856.00      | 89,856.00        |
| TEACHERS   | TEACHER-MATHEMATICS-7043 | KERISON, CHERYL      | 71,816.00      | 74,040.00        |
| TEACHERS   | TEACHER-MATHEMATICS-7043 | KLEINFELD, BARRY     | 89,856.00      | 89,856.00        |
| TEACHERS   | TEACHER-MATHEMATICS-7043 | KOSLOFF, DEBORAH     | 89,856.00      | 89,856.00        |
| TEACHERS   | TEACHER-MATHEMATICS-7043 | KRISAVAGE, VERONICA  | 70,833.00      | 73,305.00        |
| TEACHERS   | TEACHER-MATHEMATICS-7043 | KROOPNECK, MARINA    | 55,449.00      | 57,103.00        |
| TEACHERS   | TEACHER-MATHEMATICS-7043 | LANGLEY, AMY         | 55,529.00      | 57,269.00        |
| TEACHERS   | TEACHER-MATHEMATICS-7043 | LATELLA, ANTHONY     | 48,846.00      | 50,445.00        |
| TEACHERS   | TEACHER-MATHEMATICS-7043 | LAYDON, SEAN         | 70,833.00      | 73,305.00        |
| TEACHERS   | TEACHER-MATHEMATICS-7043 | LEVY, ALISSA         | 71,816.00      | 74,040.00        |
| TEACHERS   | TEACHER-MATHEMATICS-7043 | LIN, AUSTIN          | 46,708.00      | 48,246.00        |
| TEACHERS   | TEACHER-MATHEMATICS-7043 | MALONEY, MARIANNE    | 96,797.00      | 96,797.00        |
| TEACHERS   | TEACHER-MATHEMATICS-7043 | MARSICK, JEFFREY     | 66,795.00      | 68,548.00        |
| TEACHERS   | TEACHER-MATHEMATICS-7043 | MARTONE, MICHAEL     | 81,738.00      | 84,976.00        |
| TEACHERS   | TEACHER-MATHEMATICS-7043 | MATEI-GRYSIAK, PAULA | 58,051.00      | 59,704.00        |
| TEACHERS   | TEACHER-MATHEMATICS-7043 | MAZZACANE, MICHAEL   | 89,856.00      | 89,856.00        |
| TEACHERS   | TEACHER-MATHEMATICS-7043 | MCDONALD, MICHAEL    | 51,045.00      | 52,656.00        |
| TEACHERS   | TEACHER-MATHEMATICS-7043 | MCKINNEY, WILLIAM    | 60,119.00      | 61,884.00        |
| TEACHERS   | TEACHER-MATHEMATICS-7043 | MILLER, GAIL         | 60,119.00      | 61,884.00        |
| TEACHERS   | TEACHER-MATHEMATICS-7043 | MITCHELL, SUSAN      | 51,045.00      | 52,656.00        |
| TEACHERS   | TEACHER-MATHEMATICS-7043 | MOORE, CHARMELE      | 74,405.00      | 76,976.00        |
| TEACHERS   | TEACHER-MATHEMATICS-7043 | MORRISON, KATHLEEN   | 57,723.00      | 59,469.00        |
| TEACHERS   | TEACHER-MATHEMATICS-7043 | MORTILLO, CARA       | 83,800.00      | 87,580.00        |
| TEACHERS   | TEACHER-MATHEMATICS-7043 | MURAWSKI, CHRISTINE  | 70,833.00      | 73,305.00        |
| TEACHERS   | TEACHER-MATHEMATICS-7043 | NEBOUVAILLO, IRINA   | 70,833.00      | 73,305.00        |
| TEACHERS   | TEACHER-MATHEMATICS-7043 | OLIVER, OCTAVIA      | 81,738.00      | 84,976.00        |
| TEACHERS   | TEACHER-MATHEMATICS-7043 | PADRO, RICKY         | 81,738.00      | 84,976.00        |
| TEACHERS   | TEACHER-MATHEMATICS-7043 | PLAIR, FIAHAYYA      | 48,901.00      | 50,440.00        |
| TEACHERS   | TEACHER-MATHEMATICS-7043 | POLASKI, KRISTINA    | 51,040.00      | 52,638.00        |
| TEACHERS   | TEACHER-MATHEMATICS-7043 | PULLIAM, BENJAMIN    | 53,238.00      | 54,849.00        |
| TEACHERS   | TEACHER-MATHEMATICS-7043 | RAFFONE, SCOTT       | 87,580.00      | 87,580.00        |
| TEACHERS   | TEACHER-MATHEMATICS-7043 | REDEAUX, FRED        | 74,405.00      | 76,976.00        |
| TEACHERS   | TEACHER-MATHEMATICS-7043 | REICHENTHAL, MICHAEL | 73,517.00      | 76,003.00        |
| TEACHERS   | TEACHER-MATHEMATICS-7043 | RESTREPO, DEJA       | 53,238.00      | 54,849.00        |
| TEACHERS   | TEACHER-MATHEMATICS-7043 | ROMANELLI, JOSEPH    | 53,238.00      | 54,849.00        |
| TEACHERS   | TEACHER-MATHEMATICS-7043 | ROONEY, KATHLEEN     | 70,833.00      | 73,305.00        |
| TEACHERS   | TEACHER-MATHEMATICS-7043 | RUSSO, YIM FONG      | 47,551.00      | 48,901.00        |
| TEACHERS   | TEACHER-MATHEMATICS-7043 | SALANKAR, SARASWATHI | 57,723.00      | 59,469.00        |
| TEACHERS   | TEACHER-MATHEMATICS-7043 | SHAW, JENNIFER       | 69,198.00      | 71,116.00        |
| TEACHERS   | TEACHER-MATHEMATICS-7043 | SHIPLEY, NOELLE      | 83,800.00      | 87,580.00        |
| TEACHERS   | TEACHER-MATHEMATICS-7043 | SHYAM, APARNA        | 53,238.00      | 54,849.00        |
| TEACHERS   | TEACHER-MATHEMATICS-7043 | SINATRA, NICHOLAS    | 47,551.00      | 48,901.00        |
| TEACHERS   | TEACHER-MATHEMATICS-7043 | SINGLETON, JASMINE   | 48,846.00      | 50,445.00        |
| TEACHERS   | TEACHER-MATHEMATICS-7043 | SMITH, HUNTER        | 57,723.00      | 59,469.00        |
| TEACHERS   | TEACHER-MATHEMATICS-7043 | SOTO-JOHNSON, MARTA  | 65,135.00      | 67,010.00        |
| TEACHERS   | TEACHER-MATHEMATICS-7043 | STEELE, KARA         | 48,901.00      | 50,440.00        |
| TEACHERS   | TEACHER-MATHEMATICS-7043 | SU, ZIHAN            | 46,708.00      | 48,246.00        |
| TEACHERS   | TEACHER-MATHEMATICS-7043 | SULLIVAN, MARY       | 89,856.00      | 89,856.00        |
| TEACHERS   | TEACHER-MATHEMATICS-7043 | TSAI-GOSS, FENG-CHIU | 55,840.00      | 57,451.00        |
| TEACHERS   | TEACHER-MATHEMATICS-7043 | UPTON, DANIELLE      | 79,462.00      | 82,700.00        |
| TEACHERS   | TEACHER-MATHEMATICS-7043 | VILNAY, NATACHA      | 86,076.00      | 89,856.00        |
| TEACHERS   | TEACHER-MATHEMATICS-7043 | VOLPE, JERRY         | 74,405.00      | 76,976.00        |

\*This Staff Roster is reflective of staff who were working in the District for the 2018-2019 school year.



# Staff Roster

| Class Name | Job Title                     | Name                   | Current Salary | 2019-2020 Salary |
|------------|-------------------------------|------------------------|----------------|------------------|
| TEACHERS   | TEACHER-MATHEMATICS-7043      | WADE, DONNA            | 89,856.00      | 89,856.00        |
| TEACHERS   | TEACHER-MATHEMATICS-7043      | WAJNOWSKI, BREANNA     | 67,938.00      | 70,133.00        |
| TEACHERS   | TEACHER-MATHEMATICS-7043      | WALLACE, CORDELL       | 55,529.00      | 57,269.00        |
| TEACHERS   | TEACHER-MATHEMATICS-7043      | WENTWORTH, JUSTIN      | 53,238.00      | 54,849.00        |
| TEACHERS   | TEACHER-MUSIC GRADES K-8-7072 | ADAMS, ROBERT          | 93,319.00      | 93,319.00        |
| TEACHERS   | TEACHER-MUSIC GRADES K-8-7072 | CANZANELLA, DOREEN     | 67,938.00      | 70,133.00        |
| TEACHERS   | TEACHER-MUSIC GRADES K-8-7072 | CHAN, JENNIFER         | 60,119.00      | 61,884.00        |
| TEACHERS   | TEACHER-MUSIC GRADES K-8-7072 | CHIARELLI, JACLYN      | 62,866.00      | 65,003.00        |
| TEACHERS   | TEACHER-MUSIC GRADES K-8-7072 | DOOLEY, ERIN           | 74,405.00      | 76,976.00        |
| TEACHERS   | TEACHER-MUSIC GRADES K-8-7072 | FASANO, STEVEN         | 78,076.00      | 80,838.00        |
| TEACHERS   | TEACHER-MUSIC GRADES K-8-7072 | FRIED, MATTHEW         | 62,534.00      | 64,380.00        |
| TEACHERS   | TEACHER-MUSIC GRADES K-8-7072 | FRY, CHRISTOPHER       | 80,789.00      | 83,551.00        |
| TEACHERS   | TEACHER-MUSIC GRADES K-8-7072 | GIAMMATTEI, JACQUELYNN | 67,938.00      | 70,133.00        |
| TEACHERS   | TEACHER-MUSIC GRADES K-8-7072 | GRECO, GILLIAN         | 57,723.00      | 59,469.00        |
| TEACHERS   | TEACHER-MUSIC GRADES K-8-7072 | HOLDER, SALEENA        | 55,529.00      | 57,269.00        |
| TEACHERS   | TEACHER-MUSIC GRADES K-8-7072 | JONES, JEFFREY         | 81,738.00      | 84,976.00        |
| TEACHERS   | TEACHER-MUSIC GRADES K-8-7072 | KERNEY, JENNIE         | 81,738.00      | 84,976.00        |
| TEACHERS   | TEACHER-MUSIC GRADES K-8-7072 | KINSMAN, DANIEL        | 65,080.00      | 67,238.00        |
| TEACHERS   | TEACHER-MUSIC GRADES K-8-7072 | LAWRENCE, CAROL JEAN   | 86,076.00      | 89,856.00        |
| TEACHERS   | TEACHER-MUSIC GRADES K-8-7072 | LYNCH, MONICA          | 89,856.00      | 89,856.00        |
| TEACHERS   | TEACHER-MUSIC GRADES K-8-7072 | MATURI, LINDSAY        | 80,789.00      | 83,551.00        |
| TEACHERS   | TEACHER-MUSIC GRADES K-8-7072 | MAUST, ANDREW          | 62,534.00      | 64,380.00        |
| TEACHERS   | TEACHER-MUSIC GRADES K-8-7072 | MIDZENSKI, MENDY       | 65,080.00      | 67,238.00        |
| TEACHERS   | TEACHER-MUSIC GRADES K-8-7072 | MINNELLA, DAVID        | 89,856.00      | 89,856.00        |
| TEACHERS   | TEACHER-MUSIC GRADES K-8-7072 | ORTIZ, ELISANGELA      | 70,833.00      | 73,305.00        |
| TEACHERS   | TEACHER-MUSIC GRADES K-8-7072 | PIETRORAZIO, JOEL      | 70,833.00      | 73,305.00        |
| TEACHERS   | TEACHER-MUSIC GRADES K-8-7072 | ROSS, MYLES            | 46,708.00      | 48,246.00        |
| TEACHERS   | TEACHER-MUSIC GRADES K-8-7072 | SELMONT, CLAY          | 68,576.00      | 71,038.00        |
| TEACHERS   | TEACHER-MUSIC GRADES K-8-7072 | SHEEHAN, MEAGHAN       | 80,789.00      | 83,551.00        |
| TEACHERS   | TEACHER-MUSIC GRADES K-8-7072 | SMITH, ARON            | 70,833.00      | 73,305.00        |
| TEACHERS   | TEACHER-MUSIC GRADES K-8-7072 | STEWART, DAVID         | 60,119.00      | 61,884.00        |
| TEACHERS   | TEACHER-MUSIC GRADES K-8-7072 | THOMSON, CATHERINE     | 65,080.00      | 67,238.00        |
| TEACHERS   | TEACHER-MUSIC GRADES K-8-7072 | WOODARD, LISA          | 68,576.00      | 71,038.00        |
| TEACHERS   | TEACHER-MUSIC-7044            | ALDERMAN, KENDALL      | 89,856.00      | 89,856.00        |
| TEACHERS   | TEACHER-MUSIC-7044            | ALFRED, HARRIETT       | 89,856.00      | 90,606.00        |
| TEACHERS   | TEACHER-MUSIC-7044            | ANKUDA, MEGAN          | 70,594.00      | 72,817.00        |
| TEACHERS   | TEACHER-MUSIC-7044            | BARNES, JEREMY         | 62,866.00      | 65,003.00        |
| TEACHERS   | TEACHER-MUSIC-7044            | BERRYMAN, JONATHAN     | 92,569.00      | 92,569.00        |
| TEACHERS   | TEACHER-MUSIC-7044            | BLACKMON, JAMINDA      | 46,708.00      | 48,246.00        |
| TEACHERS   | TEACHER-MUSIC-7044            | BOLOGNA, OWEN          | 47,551.00      | 48,901.00        |
| TEACHERS   | TEACHER-MUSIC-7044            | CALDWELL, KENNETH      | 92,569.00      | 92,569.00        |
| TEACHERS   | TEACHER-MUSIC-7044            | CAPOZZI, KEITH         | 48,901.00      | 50,440.00        |
| TEACHERS   | TEACHER-MUSIC-7044            | COLLETTE, JOSEPH       | 89,856.00      | 89,856.00        |
| TEACHERS   | TEACHER-MUSIC-7044            | DI MARIA, NICHOLAS     | 67,938.00      | 70,133.00        |
| TEACHERS   | TEACHER-MUSIC-7044            | DRABIK, NICHOLAS       | 48,846.00      | 50,445.00        |
| TEACHERS   | TEACHER-MUSIC-7044            | JENNETT, MATTHEW       | 48,901.00      | 50,440.00        |
| TEACHERS   | TEACHER-MUSIC-7044            | JIMENEZ-LARA, NATALIE  | 48,901.00      | 50,440.00        |
| TEACHERS   | TEACHER-MUSIC-7044            | LARA, JOSE             | 48,901.00      | 50,440.00        |
| TEACHERS   | TEACHER-MUSIC-7044            | LIPINSKY, JENNIFER     | 57,919.00      | 59,691.00        |
| TEACHERS   | TEACHER-MUSIC-7044            | LUGO, HENRY            | 58,051.00      | 59,704.00        |
| TEACHERS   | TEACHER-MUSIC-7044            | LUPPINO, JULIE         | 46,708.00      | 48,246.00        |
| TEACHERS   | TEACHER-MUSIC-7044            | LYDE, ARICK            | 46,708.00      | 48,246.00        |
| TEACHERS   | TEACHER-MUSIC-7044            | MCCOY, LARRY           | 73,517.00      | 76,003.00        |
| TEACHERS   | TEACHER-MUSIC-7044            | MCGINLEY, MICHAEL      | 48,901.00      | 50,440.00        |
| TEACHERS   | TEACHER-MUSIC-7044            | MILLIKEN, KATELYN      | 51,040.00      | 52,638.00        |
| TEACHERS   | TEACHER-MUSIC-7044            | MURPHY, JOSHUA         | 48,901.00      | 50,440.00        |
| TEACHERS   | TEACHER-MUSIC-7044            | NEUMANN, NICHOLAS      | 92,569.00      | 92,569.00        |
| TEACHERS   | TEACHER-MUSIC-7044            | NIEBELS, MATTHEW       | 68,576.00      | 71,038.00        |
| TEACHERS   | TEACHER-MUSIC-7044            | ROBERSON, MICHAEL      | 92,569.00      | 92,569.00        |
| TEACHERS   | TEACHER-MUSIC-7044            | SMITH, PATRICK         | 87,580.00      | 87,580.00        |

\*This Staff Roster is reflective of staff who were working in the District for the 2018-2019 school year.

# Staff Roster

| Class Name | Job Title                        | Name                     | Current Salary | 2019-2020 Salary |
|------------|----------------------------------|--------------------------|----------------|------------------|
| TEACHERS   | TEACHER-MUSIC-7044               | STOREY-CARSON, DANIELLE  | 65,080.00      | 67,238.00        |
| TEACHERS   | TEACHER-MUSIC-7044               | ZWART, ANDREW            | 45,357.00      | 46,708.00        |
| TEACHERS   | TEACHER-PHYS. ED GRADES K-8-7073 | ARNOLD, SHARON           | 89,856.00      | 89,856.00        |
| TEACHERS   | TEACHER-PHYS. ED GRADES K-8-7073 | BACHER, JULIE            | 89,856.00      | 89,856.00        |
| TEACHERS   | TEACHER-PHYS. ED GRADES K-8-7073 | BASINI, ELISA            | 57,723.00      | 59,469.00        |
| TEACHERS   | TEACHER-PHYS. ED GRADES K-8-7073 | BOSSE, CHRISTOPHER       | 70,833.00      | 73,305.00        |
| TEACHERS   | TEACHER-PHYS. ED GRADES K-8-7073 | CHRISTLEY, MARVIN        | 89,856.00      | 89,856.00        |
| TEACHERS   | TEACHER-PHYS. ED GRADES K-8-7073 | DENNY, KRISTLE           | 53,256.00      | 54,909.00        |
| TEACHERS   | TEACHER-PHYS. ED GRADES K-8-7073 | DEPALMA, DAVID           | 89,856.00      | 89,856.00        |
| TEACHERS   | TEACHER-PHYS. ED GRADES K-8-7073 | ESPOSITO, LU-ANN         | 78,076.00      | 80,838.00        |
| TEACHERS   | TEACHER-PHYS. ED GRADES K-8-7073 | GLICKMAN, MARY           | 67,938.00      | 70,133.00        |
| TEACHERS   | TEACHER-PHYS. ED GRADES K-8-7073 | JEFFERSON, VIVIAN        | 78,076.00      | 80,838.00        |
| TEACHERS   | TEACHER-PHYS. ED GRADES K-8-7073 | JOYNER, DALE             | 92,569.00      | 92,569.00        |
| TEACHERS   | TEACHER-PHYS. ED GRADES K-8-7073 | LISCIO, JOHN             | 55,529.00      | 57,269.00        |
| TEACHERS   | TEACHER-PHYS. ED GRADES K-8-7073 | MARQUES, MARCO           | 57,723.00      | 59,469.00        |
| TEACHERS   | TEACHER-PHYS. ED GRADES K-8-7073 | MCGOVERN, PAULA          | 93,319.00      | 93,319.00        |
| TEACHERS   | TEACHER-PHYS. ED GRADES K-8-7073 | MELTZER, MICHELE         | 73,517.00      | 76,003.00        |
| TEACHERS   | TEACHER-PHYS. ED GRADES K-8-7073 | MONGILLO, NICHOLAS       | 86,076.00      | 89,856.00        |
| TEACHERS   | TEACHER-PHYS. ED GRADES K-8-7073 | MONIELLO, CESIDIO        | 74,405.00      | 76,976.00        |
| TEACHERS   | TEACHER-PHYS. ED GRADES K-8-7073 | MORRELL, PAUL            | 55,529.00      | 57,269.00        |
| TEACHERS   | TEACHER-PHYS. ED GRADES K-8-7073 | O'LEARY, ADAM            | 48,846.00      | 50,445.00        |
| TEACHERS   | TEACHER-PHYS. ED GRADES K-8-7073 | PAPPAS, KIMBERLY         | 55,529.00      | 57,269.00        |
| TEACHERS   | TEACHER-PHYS. ED GRADES K-8-7073 | PENNELLA, JEANNE         | 73,517.00      | 76,003.00        |
| TEACHERS   | TEACHER-PHYS. ED GRADES K-8-7073 | POMPARO, RAYMOND         | 92,569.00      | 92,569.00        |
| TEACHERS   | TEACHER-PHYS. ED GRADES K-8-7073 | PORTLEY, SEAN            | 89,856.00      | 89,856.00        |
| TEACHERS   | TEACHER-PHYS. ED GRADES K-8-7073 | RAFFONE, JOSEPH          | 70,833.00      | 73,305.00        |
| TEACHERS   | TEACHER-PHYS. ED GRADES K-8-7073 | RICCITELLI, JAMES        | 57,723.00      | 59,469.00        |
| TEACHERS   | TEACHER-PHYS. ED GRADES K-8-7073 | ROSA, MELISSA            | 57,723.00      | 59,469.00        |
| TEACHERS   | TEACHER-PHYS. ED GRADES K-8-7073 | ROWAN, CHAD              | 55,529.00      | 57,269.00        |
| TEACHERS   | TEACHER-PHYS. ED GRADES K-8-7073 | SIENA, STEPHEN           | 58,051.00      | 59,704.00        |
| TEACHERS   | TEACHER-PHYS. ED GRADES K-8-7073 | STONE, GREGORY           | 84,451.00      | 87,689.00        |
| TEACHERS   | TEACHER-PHYS. ED GRADES K-8-7073 | VARUNES, KRISTIN         | 55,449.00      | 57,103.00        |
| TEACHERS   | TEACHER-PHYSICAL EDUCATION-7046  | ADAMOVICH, JOHN          | 57,723.00      | 59,469.00        |
| TEACHERS   | TEACHER-PHYSICAL EDUCATION-7046  | ALVAREZ, CRISTOBAL       | 57,723.00      | 59,469.00        |
| TEACHERS   | TEACHER-PHYSICAL EDUCATION-7046  | BLASZCZYK- O'SHEA, DARCY | 51,045.00      | 52,656.00        |
| TEACHERS   | TEACHER-PHYSICAL EDUCATION-7046  | BLAUVELT, PENNY          | 46,708.00      | 48,246.00        |
| TEACHERS   | TEACHER-PHYSICAL EDUCATION-7046  | BUSH, JENNIFER           | 70,833.00      | 73,305.00        |
| TEACHERS   | TEACHER-PHYSICAL EDUCATION-7046  | BUTKOVSKY, MICHAEL       | 65,703.00      | 67,876.00        |
| TEACHERS   | TEACHER-PHYSICAL EDUCATION-7046  | CABALDON, MICHELLE       | 78,076.00      | 80,838.00        |
| TEACHERS   | TEACHER-PHYSICAL EDUCATION-7046  | CARDEN, STEPHEN          | 51,045.00      | 52,656.00        |
| TEACHERS   | TEACHER-PHYSICAL EDUCATION-7046  | CASELLA, ERCOLE          | 65,080.00      | 67,238.00        |
| TEACHERS   | TEACHER-PHYSICAL EDUCATION-7046  | DECROSTA, STEVEN         | 70,833.00      | 73,305.00        |
| TEACHERS   | TEACHER-PHYSICAL EDUCATION-7046  | DEFELICE, MICHAEL        | 53,256.00      | 54,909.00        |
| TEACHERS   | TEACHER-PHYSICAL EDUCATION-7046  | DEMAYO, TRACY            | 70,833.00      | 73,305.00        |
| TEACHERS   | TEACHER-PHYSICAL EDUCATION-7046  | DONOVAN, KENNETH         | 70,833.00      | 73,305.00        |
| TEACHERS   | TEACHER-PHYSICAL EDUCATION-7046  | DYDYN, JOSHUA            | 53,238.00      | 54,849.00        |
| TEACHERS   | TEACHER-PHYSICAL EDUCATION-7046  | FERREIRA, JOSEPH         | 65,080.00      | 67,238.00        |
| TEACHERS   | TEACHER-PHYSICAL EDUCATION-7046  | FESTO, ROBERT            | 74,405.00      | 76,976.00        |
| TEACHERS   | TEACHER-PHYSICAL EDUCATION-7046  | FORTIN, ELIJAH           | 46,708.00      | 48,246.00        |
| TEACHERS   | TEACHER-PHYSICAL EDUCATION-7046  | FRAIOLI, ANTHONY         | 51,045.00      | 52,656.00        |
| TEACHERS   | TEACHER-PHYSICAL EDUCATION-7046  | GACHI, STACEY            | 73,517.00      | 76,003.00        |
| TEACHERS   | TEACHER-PHYSICAL EDUCATION-7046  | GALE, TRAVIS             | 67,938.00      | 70,133.00        |
| TEACHERS   | TEACHER-PHYSICAL EDUCATION-7046  | GAWEL, REBECCA           | 57,723.00      | 59,469.00        |
| TEACHERS   | TEACHER-PHYSICAL EDUCATION-7046  | GIARDINI, MICHAEL        | 62,534.00      | 64,380.00        |
| TEACHERS   | TEACHER-PHYSICAL EDUCATION-7046  | LEFORT, MARC             | 53,256.00      | 54,909.00        |
| TEACHERS   | TEACHER-PHYSICAL EDUCATION-7046  | LUPOLI, CARL             | 62,866.00      | 65,003.00        |
| TEACHERS   | TEACHER-PHYSICAL EDUCATION-7046  | MALCOLM, HANNAH          | 46,708.00      | 48,246.00        |
| TEACHERS   | TEACHER-PHYSICAL EDUCATION-7046  | MALFITANI, CATHERINE     | 67,938.00      | 70,133.00        |
| TEACHERS   | TEACHER-PHYSICAL EDUCATION-7046  | MARATEA, MICHAEL         | 53,238.00      | 54,849.00        |
| TEACHERS   | TEACHER-PHYSICAL EDUCATION-7046  | MARONE, ROBERT           | 68,576.00      | 71,038.00        |

\*This Staff Roster is reflective of staff who were working in the District for the 2018-2019 school year.

# Staff Roster

| Class Name | Job Title                       | Name                     | Current Salary | 2019-2020 Salary |
|------------|---------------------------------|--------------------------|----------------|------------------|
| TEACHERS   | TEACHER-PHYSICAL EDUCATION-7046 | MAYBERRY, SHANNA         | 70,833.00      | 73,305.00        |
| TEACHERS   | TEACHER-PHYSICAL EDUCATION-7046 | MILLER, HEATHER          | 70,833.00      | 73,305.00        |
| TEACHERS   | TEACHER-PHYSICAL EDUCATION-7046 | MITCHELL, SETH           | 67,938.00      | 70,133.00        |
| TEACHERS   | TEACHER-PHYSICAL EDUCATION-7046 | MORALES, CHRISTINA       | 51,040.00      | 52,638.00        |
| TEACHERS   | TEACHER-PHYSICAL EDUCATION-7046 | NATLO, RICHARD           | 67,938.00      | 70,133.00        |
| TEACHERS   | TEACHER-PHYSICAL EDUCATION-7046 | ORTIZ, ISMAEL            | 48,846.00      | 50,445.00        |
| TEACHERS   | TEACHER-PHYSICAL EDUCATION-7046 | PARISI, ANTHONY          | 67,710.00      | 69,894.00        |
| TEACHERS   | TEACHER-PHYSICAL EDUCATION-7046 | PASCUZZO, MATTHEW        | 51,045.00      | 52,656.00        |
| TEACHERS   | TEACHER-PHYSICAL EDUCATION-7046 | PEPE, FRANK              | 90,606.00      | 90,606.00        |
| TEACHERS   | TEACHER-PHYSICAL EDUCATION-7046 | PISCITELLI, MICHAEL      | 55,529.00      | 57,269.00        |
| TEACHERS   | TEACHER-PHYSICAL EDUCATION-7046 | ROBERTS, CHRISTOPHER     | 57,723.00      | 59,469.00        |
| TEACHERS   | TEACHER-PHYSICAL EDUCATION-7046 | ROSENFELD, KACEY         | 78,076.00      | 80,838.00        |
| TEACHERS   | TEACHER-PHYSICAL EDUCATION-7046 | SAHIN, NAA LOMOLEY       | 45,357.00      | 46,708.00        |
| TEACHERS   | TEACHER-PHYSICAL EDUCATION-7046 | SANDERSON, JOHN          | 70,833.00      | 73,305.00        |
| TEACHERS   | TEACHER-PHYSICAL EDUCATION-7046 | SPADAFINA, AMBER         | 70,833.00      | 73,305.00        |
| TEACHERS   | TEACHER-PHYSICAL EDUCATION-7046 | TAFUTO, DOMONIC          | 70,833.00      | 73,305.00        |
| TEACHERS   | TEACHER-PHYSICAL EDUCATION-7046 | TRIFONE, CHRISTOPHER     | 53,238.00      | 54,849.00        |
| TEACHERS   | TEACHER-PHYSICAL EDUCATION-7046 | VIDEIRA-DICOCCO, BONNIE  | 55,449.00      | 57,103.00        |
| TEACHERS   | TEACHER-PHYSICAL EDUCATION-7046 | VOELKER, ROBERT          | 62,534.00      | 64,380.00        |
| TEACHERS   | TEACHER-PHYSICAL EDUCATION-7046 | WEEKS, EDWARD            | 53,256.00      | 54,909.00        |
| TEACHERS   | TEACHER-PHYSICAL EDUCATION-7046 | WILLIAMS, DENISHA        | 67,938.00      | 70,133.00        |
| TEACHERS   | TEACHER-PHYSICAL EDUCATION-7046 | WINOSKI, SUZANNE         | 51,045.00      | 52,656.00        |
| TEACHERS   | TEACHER-PHYSICAL EDUCATION-7046 | WOOD, JOHN               | 55,529.00      | 57,269.00        |
| TEACHERS   | TEACHER-PRE K/SP.ED.-7092       | BIRO, KATHERINE          | 60,119.00      | 61,884.00        |
| TEACHERS   | TEACHER-PRE K/SP.ED.-7092       | BOGART, MALLORY          | 53,238.00      | 54,849.00        |
| TEACHERS   | TEACHER-PRE K/SP.ED.-7092       | CRAIG, VICTORIA          | 48,846.00      | 50,445.00        |
| TEACHERS   | TEACHER-PRE K/SP.ED.-7092       | DOOLITTLE, HANNAH        | 48,901.00      | 50,440.00        |
| TEACHERS   | TEACHER-PRE K/SP.ED.-7092       | GOGLIA, DONNA            | 77,103.00      | 79,689.00        |
| TEACHERS   | TEACHER-PRE K/SP.ED.-7092       | O'DONNELL-MOSS, KATHLEEN | 90,606.00      | 90,606.00        |
| TEACHERS   | TEACHER-PRE K/SP.ED.-7092       | REICHBART, PAMELA        | 81,738.00      | 84,976.00        |
| TEACHERS   | TEACHER-PRE K/SP.ED.-7092       | SELF, BARBARA            | 93,319.00      | 93,319.00        |
| TEACHERS   | TEACHER-PRE K-4-7104            | BERNARDO, MICHELE        | 48,901.00      | 50,440.00        |
| TEACHERS   | TEACHER-PRE K-4-7104            | MALDONADO, ALYSSA        | 55,449.00      | 57,103.00        |
| TEACHERS   | TEACHER-PRE K-4-7104            | WARD, JASON              | 78,076.00      | 80,838.00        |
| TEACHERS   | TEACHER-PRE-K-7080              | AJELLO, CASEY            | 57,723.00      | 59,469.00        |
| TEACHERS   | TEACHER-PRE-K-7080              | ANNINO, ANGELA           | 74,405.00      | 76,976.00        |
| TEACHERS   | TEACHER-PRE-K-7080              | BARKIN, KATHY            | 74,405.00      | 76,976.00        |
| TEACHERS   | TEACHER-PRE-K-7080              | BRYANT, MIMI             | 70,833.00      | 73,305.00        |
| TEACHERS   | TEACHER-PRE-K-7080              | BURGER, ALLISON          | 55,529.00      | 57,269.00        |
| TEACHERS   | TEACHER-PRE-K-7080              | CAPPELLA, LORRAINE       | 89,856.00      | 89,856.00        |
| TEACHERS   | TEACHER-PRE-K-7080              | CONCAS, MONICA           | 53,238.00      | 54,849.00        |
| TEACHERS   | TEACHER-PRE-K-7080              | DENAPLES, KATHERINE      | 57,723.00      | 59,469.00        |
| TEACHERS   | TEACHER-PRE-K-7080              | EDWARDS, PATRICE         | 89,856.00      | 90,606.00        |
| TEACHERS   | TEACHER-PRE-K-7080              | ENG-SZETO, IVY           | 84,451.00      | 87,689.00        |
| TEACHERS   | TEACHER-PRE-K-7080              | ERRICO, PATRICE          | 89,856.00      | 89,856.00        |
| TEACHERS   | TEACHER-PRE-K-7080              | FRANCO, ELIZABETH        | 74,405.00      | 76,976.00        |
| TEACHERS   | TEACHER-PRE-K-7080              | FRETTS, JENNIFER         | 67,710.00      | 69,894.00        |
| TEACHERS   | TEACHER-PRE-K-7080              | FUENTES, JOCELYN         | 53,256.00      | 54,909.00        |
| TEACHERS   | TEACHER-PRE-K-7080              | GARCIA, JONELIE          | 60,119.00      | 61,884.00        |
| TEACHERS   | TEACHER-PRE-K-7080              | GARDNER-KENNEDY, CAROLYN | 53,256.00      | 54,909.00        |
| TEACHERS   | TEACHER-PRE-K-7080              | GERE, AMANDA             | 57,919.00      | 59,691.00        |
| TEACHERS   | TEACHER-PRE-K-7080              | GIBBS, MONIQUE           | 89,856.00      | 89,856.00        |
| TEACHERS   | TEACHER-PRE-K-7080              | GRAVES, JENNIFER         | 57,723.00      | 59,469.00        |
| TEACHERS   | TEACHER-PRE-K-7080              | HANOCK, LUCIA            | 51,040.00      | 52,638.00        |
| TEACHERS   | TEACHER-PRE-K-7080              | HAYES, SYLVIA            | 93,319.00      | 93,319.00        |
| TEACHERS   | TEACHER-PRE-K-7080              | HELLYAR, MARYELLEN       | 78,076.00      | 80,838.00        |
| TEACHERS   | TEACHER-PRE-K-7080              | IOVANNE, SUZANNE         | 89,856.00      | 89,856.00        |
| TEACHERS   | TEACHER-PRE-K-7080              | LATHROP, PAULA           | 89,856.00      | 89,856.00        |
| TEACHERS   | TEACHER-PRE-K-7080              | LEBLANC, BARBARA         | 92,569.00      | 92,569.00        |
| TEACHERS   | TEACHER-PRE-K-7080              | LEWIS, TAYLOR            | 57,919.00      | 59,691.00        |

\*This Staff Roster is reflective of staff who were working in the District for the 2018-2019 school year.

# Staff Roster

| Class Name | Job Title                              | Name                     | Current Salary | 2019-2020 Salary |
|------------|--|--------------------------|----------------|------------------|
| TEACHERS   | TEACHER-PRE-K-7080                     | LIMAURO, JANE            | 74,405.00      | 76,976.00        |
| TEACHERS   | TEACHER-PRE-K-7080                     | LINDLEY, BETH            | 89,856.00      | 89,856.00        |
| TEACHERS   | TEACHER-PRE-K-7080                     | LINEBARGER, MARYANN      | 48,846.00      | 50,445.00        |
| TEACHERS   | TEACHER-PRE-K-7080                     | LOCKWOOD, ALYSSA         | 87,580.00      | 87,580.00        |
| TEACHERS   | TEACHER-PRE-K-7080                     | LOMBARDI, MARISA         | 70,833.00      | 73,305.00        |
| TEACHERS   | TEACHER-PRE-K-7080                     | MALDONADO, NICOLE        | 67,938.00      | 70,133.00        |
| TEACHERS   | TEACHER-PRE-K-7080                     | MAROTTOLO, LYNN          | 74,405.00      | 76,976.00        |
| TEACHERS   | TEACHER-PRE-K-7080                     | MCCORMACK, CHRISTINA     | 48,901.00      | 50,440.00        |
| TEACHERS   | TEACHER-PRE-K-7080                     | PARKER, COMFORT          | 57,723.00      | 59,469.00        |
| TEACHERS   | TEACHER-PRE-K-7080                     | PARKS, RACHAEL           | 53,256.00      | 54,909.00        |
| TEACHERS   | TEACHER-PRE-K-7080                     | PERUSO, ALLISON          | 70,833.00      | 73,305.00        |
| TEACHERS   | TEACHER-PRE-K-7080                     | PROESTAKES, KORE         | 57,723.00      | 59,469.00        |
| TEACHERS   | TEACHER-PRE-K-7080                     | RASPARDO, RENEE          | 67,938.00      | 70,133.00        |
| TEACHERS   | TEACHER-PRE-K-7080                     | REED, MYCKHIA            | 53,256.00      | 54,909.00        |
| TEACHERS   | TEACHER-PRE-K-7080                     | ROSA, MYRNA              | 90,606.00      | 90,606.00        |
| TEACHERS   | TEACHER-PRE-K-7080                     | SANDS, KRISTINA          | 57,723.00      | 59,469.00        |
| TEACHERS   | TEACHER-PRE-K-7080                     | SINKO-PETERMAN, JULIA    | 89,856.00      | 90,606.00        |
| TEACHERS   | TEACHER-PRE-K-7080                     | SMITH, SHERI             | 68,576.00      | 71,038.00        |
| TEACHERS   | TEACHER-PRE-K-7080                     | SULLIVAN, BRENDA         | 53,256.00      | 54,909.00        |
| TEACHERS   | TEACHER-PRE-K-7080                     | TRAPANI, ANGELICA        | 67,938.00      | 70,133.00        |
| TEACHERS   | TEACHER-PRE-K-7080                     | VAZQUEZ, JACLYN          | 65,135.00      | 67,010.00        |
| TEACHERS   | TEACHER-PRE-K-7080                     | VESSICCHIO, TORI         | 53,238.00      | 54,849.00        |
| TEACHERS   | TEACHER-PRE-K-7080                     | WOOLERY, MARSHA          | 62,534.00      | 64,380.00        |
| TEACHERS   | TEACHER-PRE-SCHOOL-7086                | ZITO, DANIELLE           | 70,833.00      | 73,305.00        |
| TEACHERS   | TEACHER-PRIMGUIDE T. ELM MONT.-7123    | BRENES, MICHELLE         | 70,833.00      | 72,250.00        |
| TEACHERS   | TEACHER-PRIMGUIDE T. ELM MONT.-7123    | BURGESS-LEUTNER, JESSICA | 48,901.00      | 50,440.00        |
| TEACHERS   | TEACHER-PRIMGUIDE T. ELM MONT.-7123    | CLARK, SUSAN             | 79,462.00      | 82,700.00        |
| TEACHERS   | TEACHER-PRIMGUIDE T. ELM MONT.-7123    | IYILIKCI, NESLIN         | 53,238.00      | 54,849.00        |
| TEACHERS   | TEACHER-PRIMGUIDE T. ELM MONT.-7123    | LEGER, FRANCOISE         | 57,723.00      | 59,469.00        |
| TEACHERS   | TEACHER-PRIMGUIDE T. ELM MONT.-7123    | RICHARDS, JENNIFER       | 81,738.00      | 84,976.00        |
| TEACHERS   | TEACHER-PRIMGUIDE T. ELM MONT.-7123    | ROSEN-BUELL, JOELLE      | 51,040.00      | 52,638.00        |
| TEACHERS   | TEACHER-PRIMGUIDE T. ELM MONT.-7123    | SUBRAMANIAN, RAMYA       | 67,710.00      | 69,894.00        |
| TEACHERS   | TEACHER-READ 180-7098                  | BARROS, ANDREA           | 86,076.00      | 89,856.00        |
| TEACHERS   | TEACHER-READ 180-7098                  | CURRY, COLLEEN           | 57,723.00      | 59,469.00        |
| TEACHERS   | TEACHER-READ 180-7098                  | DUNNE, CYNTHIA           | 81,738.00      | 84,976.00        |
| TEACHERS   | TEACHER-READ 180-7098                  | GALEMB, BECKY            | 70,833.00      | 73,305.00        |
| TEACHERS   | TEACHER-READ 180-7098                  | LEACH, JUDITH            | 89,856.00      | 89,856.00        |
| TEACHERS   | TEACHER-READ 180-7098                  | LUCK, RHONDA             | 74,405.00      | 76,976.00        |
| TEACHERS   | TEACHER-READ 180-7098                  | LUKE, MARGARET           | 60,119.00      | 61,884.00        |
| TEACHERS   | TEACHER-READ 180-7098                  | MAJEED, FERAS            | 53,238.00      | 54,849.00        |
| TEACHERS   | TEACHER-READ 180-7098                  | MARSHALL, LAURA          | 74,405.00      | 76,976.00        |
| TEACHERS   | TEACHER-READ 180-7098                  | ROSENBLUM, ALICIA        | 62,534.00      | 64,380.00        |
| TEACHERS   | TEACHER-READ 180-7098                  | TONGE, PAMELA            | 93,319.00      | 93,319.00        |
| TEACHERS   | TEACHER-READ 180-7098                  | WALSH, JESSICA           | 81,738.00      | 84,976.00        |
| TEACHERS   | TEACHER-READING-7047                   | ALBANESE, NICOLE         | 65,135.00      | 67,010.00        |
| TEACHERS   | TEACHER-READING-7047                   | ALGILANI, GINA           | 78,076.00      | 80,838.00        |
| TEACHERS   | TEACHER-READING-7047                   | CHRISTONI, MANDI         | 65,080.00      | 67,238.00        |
| TEACHERS   | TEACHER-READING-7047                   | DRURY, JENNIFER          | 78,076.00      | 80,838.00        |
| TEACHERS   | TEACHER-READING-7047                   | GARON, PAULA             | 60,119.00      | 61,884.00        |
| TEACHERS   | TEACHER-READING-7047                   | HEENAN, PATRICK          | 81,738.00      | 84,976.00        |
| TEACHERS   | TEACHER-READING-7047                   | MARSHALL, DELORES        | 90,606.00      | 90,606.00        |
| TEACHERS   | TEACHER-READING-7047                   | MASON, KACEY             | 67,938.00      | 70,133.00        |
| TEACHERS   | TEACHER-READING-7047                   | MELTON, ERICKA           | 65,080.00      | 67,238.00        |
| TEACHERS   | TEACHER-READING-7047                   | MONTONE, TINA            | 74,405.00      | 76,976.00        |
| TEACHERS   | TEACHER-READING-7047                   | PUKLIN, LUCIA            | 86,076.00      | 89,856.00        |
| TEACHERS   | TEACHER-READING-7047                   | ROSENGRANT, ELISE        | 67,938.00      | 70,133.00        |
| TEACHERS   | TEACHER-REMEDIATION RDG/LANG ARTS-7079 | PONZIO, PASQUALE         | 78,076.00      | 80,838.00        |
| TEACHERS   | TEACHER-SCHOOL PSYCHOLOGIST-7048       | ALVAREZ, SARAH           | 55,840.00      | 57,451.00        |
| TEACHERS   | TEACHER-SCHOOL PSYCHOLOGIST-7048       | APONTE, EDWIN            | 80,789.00      | 83,551.00        |
| TEACHERS   | TEACHER-SCHOOL PSYCHOLOGIST-7048       | BAKER, RENEE             | 73,517.00      | 76,003.00        |

\*This Staff Roster is reflective of staff who were working in the District for the 2018-2019 school year.

# Staff Roster

| Class Name | Job Title                         | Name                     | Current Salary | 2019-2020 Salary |
|------------|-----------------------------------|--------------------------|----------------|------------------|
| TEACHERS   | TEACHER-SCHOOL PSYCHOLOGIST-7048  | BERRIOS BURGOS, JENNIFER | 58,051.00      | 59,704.00        |
| TEACHERS   | TEACHER-SCHOOL PSYCHOLOGIST-7048  | BORTUGNO, MATTHEW        | 55,840.00      | 57,451.00        |
| TEACHERS   | TEACHER-SCHOOL PSYCHOLOGIST-7048  | BROWN, AISHA             | 51,503.00      | 53,042.00        |
| TEACHERS   | TEACHER-SCHOOL PSYCHOLOGIST-7048  | CATALANO, ADA            | 58,051.00      | 59,704.00        |
| TEACHERS   | TEACHER-SCHOOL PSYCHOLOGIST-7048  | DE MORRO, JAMES          | 65,135.00      | 67,010.00        |
| TEACHERS   | TEACHER-SCHOOL PSYCHOLOGIST-7048  | FRANKLIN, STEVEN         | 85,017.00      | 87,779.00        |
| TEACHERS   | TEACHER-SCHOOL PSYCHOLOGIST-7048  | GARCIA, JESENIA          | 60,324.00      | 62,063.00        |
| TEACHERS   | TEACHER-SCHOOL PSYCHOLOGIST-7048  | HOLLOWAY, MONIQUE        | 70,594.00      | 72,817.00        |
| TEACHERS   | TEACHER-SCHOOL PSYCHOLOGIST-7048  | HONIG, ELAINE            | 50,151.00      | 51,503.00        |
| TEACHERS   | TEACHER-SCHOOL PSYCHOLOGIST-7048  | JOLON, SANDY             | 53,642.00      | 55,240.00        |
| TEACHERS   | TEACHER-SCHOOL PSYCHOLOGIST-7048  | KOVERMAN, ELANA          | 92,569.00      | 92,569.00        |
| TEACHERS   | TEACHER-SCHOOL PSYCHOLOGIST-7048  | LAREAU, LISA             | 73,517.00      | 76,003.00        |
| TEACHERS   | TEACHER-SCHOOL PSYCHOLOGIST-7048  | LATKA, CHRISTOPHER       | 73,517.00      | 76,003.00        |
| TEACHERS   | TEACHER-SCHOOL PSYCHOLOGIST-7048  | LEGERE, CARL             | 93,319.00      | 93,319.00        |
| TEACHERS   | TEACHER-SCHOOL PSYCHOLOGIST-7048  | LOWELL, JEFFREY          | 96,797.00      | 96,797.00        |
| TEACHERS   | TEACHER-SCHOOL PSYCHOLOGIST-7048  | LYNCH, KRISHNA           | 53,642.00      | 55,240.00        |
| TEACHERS   | TEACHER-SCHOOL PSYCHOLOGIST-7048  | MASE, TRICIA             | 66,795.00      | 68,548.00        |
| TEACHERS   | TEACHER-SCHOOL PSYCHOLOGIST-7048  | MELILLO, KATHERINE       | 67,710.00      | 69,894.00        |
| TEACHERS   | TEACHER-SCHOOL PSYCHOLOGIST-7048  | MONDESIR, SARDO          | 67,710.00      | 69,894.00        |
| TEACHERS   | TEACHER-SCHOOL PSYCHOLOGIST-7048  | PEREYRA-DAVIS, ALLYSON   | 67,710.00      | 69,894.00        |
| TEACHERS   | TEACHER-SCHOOL PSYCHOLOGIST-7048  | RIOS-ROLDAN, JOHANNA     | 51,503.00      | 53,042.00        |
| TEACHERS   | TEACHER-SCHOOL PSYCHOLOGIST-7048  | SAX, DAVID               | 64,388.00      | 66,145.00        |
| TEACHERS   | TEACHER-SCHOOL PSYCHOLOGIST-7048  | SECO, DANIELLE           | 60,324.00      | 62,063.00        |
| TEACHERS   | TEACHER-SCHOOL PSYCHOLOGIST-7048  | SKEEN GREGORY, MELANIE   | 55,840.00      | 57,451.00        |
| TEACHERS   | TEACHER-SCHOOL PSYCHOLOGIST-7048  | WALSKY, SHARON           | 70,594.00      | 72,817.00        |
| TEACHERS   | TEACHER-SCHOOL SOCIAL WORKER-7049 | ABDULRAHIM, KHALILAH     | 51,503.00      | 53,042.00        |
| TEACHERS   | TEACHER-SCHOOL SOCIAL WORKER-7049 | ADJEPONG, JULIANA        | 67,710.00      | 69,894.00        |
| TEACHERS   | TEACHER-SCHOOL SOCIAL WORKER-7049 | AGOSTO, LISSETTE         | 60,324.00      | 62,063.00        |
| TEACHERS   | TEACHER-SCHOOL SOCIAL WORKER-7049 | ALDOPHE, CRYSTAL         | 47,551.00      | 48,901.00        |
| TEACHERS   | TEACHER-SCHOOL SOCIAL WORKER-7049 | ALMONTE, JULISSA         | 84,451.00      | 87,689.00        |
| TEACHERS   | TEACHER-SCHOOL SOCIAL WORKER-7049 | ARIYAN-OMERAGIC, TIFFANY | 84,451.00      | 87,689.00        |
| TEACHERS   | TEACHER-SCHOOL SOCIAL WORKER-7049 | BADILLO, ANTOINETTE      | 50,151.00      | 51,503.00        |
| TEACHERS   | TEACHER-SCHOOL SOCIAL WORKER-7049 | BARNETT, AMANDA          | 55,840.00      | 57,451.00        |
| TEACHERS   | TEACHER-SCHOOL SOCIAL WORKER-7049 | BINION, OMAIRA           | 74,405.00      | 76,976.00        |
| TEACHERS   | TEACHER-SCHOOL SOCIAL WORKER-7049 | BRADLEY, YVONNE          | 88,789.00      | 92,569.00        |
| TEACHERS   | TEACHER-SCHOOL SOCIAL WORKER-7049 | BRIGHT, ERICA            | 58,051.00      | 59,704.00        |
| TEACHERS   | TEACHER-SCHOOL SOCIAL WORKER-7049 | CARBONELLI, SU-LIN       | 77,103.00      | 79,689.00        |
| TEACHERS   | TEACHER-SCHOOL SOCIAL WORKER-7049 | CHAMPION, SHAVELLE       | 55,840.00      | 57,451.00        |
| TEACHERS   | TEACHER-SCHOOL SOCIAL WORKER-7049 | CLERMONT, BRUINILDA      | 77,103.00      | 79,689.00        |
| TEACHERS   | TEACHER-SCHOOL SOCIAL WORKER-7049 | CONNERY, PATRICIA        | 88,789.00      | 92,569.00        |
| TEACHERS   | TEACHER-SCHOOL SOCIAL WORKER-7049 | DONROE, ADAM             | 80,789.00      | 83,551.00        |
| TEACHERS   | TEACHER-SCHOOL SOCIAL WORKER-7049 | DRUM, ERIN               | 70,594.00      | 72,817.00        |
| TEACHERS   | TEACHER-SCHOOL SOCIAL WORKER-7049 | DUMARK, NANCY            | 92,569.00      | 92,569.00        |
| TEACHERS   | TEACHER-SCHOOL SOCIAL WORKER-7049 | FILPO, MACIEL            | 58,051.00      | 59,704.00        |
| TEACHERS   | TEACHER-SCHOOL SOCIAL WORKER-7049 | HARDY, VALERIE           | 80,789.00      | 83,551.00        |
| TEACHERS   | TEACHER-SCHOOL SOCIAL WORKER-7049 | HENRY-GREENE, DONNA      | 92,569.00      | 92,569.00        |
| TEACHERS   | TEACHER-SCHOOL SOCIAL WORKER-7049 | HIGGINSON, KATELYNN      | 51,503.00      | 53,042.00        |
| TEACHERS   | TEACHER-SCHOOL SOCIAL WORKER-7049 | HILL, NANCY              | 92,569.00      | 92,569.00        |
| TEACHERS   | TEACHER-SCHOOL SOCIAL WORKER-7049 | HOFF, JANELLE            | 58,051.00      | 59,704.00        |
| TEACHERS   | TEACHER-SCHOOL SOCIAL WORKER-7049 | KANHAI, SHERITA          | 62,713.00      | 64,485.00        |
| TEACHERS   | TEACHER-SCHOOL SOCIAL WORKER-7049 | LANGLOIS, JENNIFER       | 55,449.00      | 57,103.00        |
| TEACHERS   | TEACHER-SCHOOL SOCIAL WORKER-7049 | MALLOY, JAMECA           | 65,135.00      | 67,010.00        |
| TEACHERS   | TEACHER-SCHOOL SOCIAL WORKER-7049 | MARTIN, KARI             | 92,569.00      | 92,569.00        |
| TEACHERS   | TEACHER-SCHOOL SOCIAL WORKER-7049 | MCEACHERN, LAUREN        | 60,324.00      | 62,063.00        |
| TEACHERS   | TEACHER-SCHOOL SOCIAL WORKER-7049 | MCFADDEN, TANGEL         | 60,324.00      | 62,063.00        |
| TEACHERS   | TEACHER-SCHOOL SOCIAL WORKER-7049 | MENTA, COLBY             | 62,534.00      | 64,380.00        |
| TEACHERS   | TEACHER-SCHOOL SOCIAL WORKER-7049 | MYERS, DYAMOND           | 55,840.00      | 57,451.00        |
| TEACHERS   | TEACHER-SCHOOL SOCIAL WORKER-7049 | ONOFRIO, ALISON          | 60,324.00      | 62,063.00        |
| TEACHERS   | TEACHER-SCHOOL SOCIAL WORKER-7049 | ORTIZ, DIANE             | 92,569.00      | 92,569.00        |
| TEACHERS   | TEACHER-SCHOOL SOCIAL WORKER-7049 | OSEI HOLDEN, NIKKINA     | 92,569.00      | 92,569.00        |

\*This Staff Roster is reflective of staff who were working in the District for the 2018-2019 school year.

# Staff Roster

| Class Name | Job Title                         | Name                       | Current Salary | 2019-2020 Salary |
|------------|-----------------------------------|----------------------------|----------------|------------------|
| TEACHERS   | TEACHER-SCHOOL SOCIAL WORKER-7049 | OWENS, YAHAIRA             | 50,151.00      | 51,503.00        |
| TEACHERS   | TEACHER-SCHOOL SOCIAL WORKER-7049 | PEARCE, RYKI               | 62,713.00      | 64,485.00        |
| TEACHERS   | TEACHER-SCHOOL SOCIAL WORKER-7049 | PENTA, KRISTEN             | 70,594.00      | 72,817.00        |
| TEACHERS   | TEACHER-SCHOOL SOCIAL WORKER-7049 | PEREZ, PATRICIA            | 67,710.00      | 69,894.00        |
| TEACHERS   | TEACHER-SCHOOL SOCIAL WORKER-7049 | PEREZ-VEGA, JESSICA        | 60,324.00      | 62,063.00        |
| TEACHERS   | TEACHER-SCHOOL SOCIAL WORKER-7049 | RAMOS, MELBA               | 77,103.00      | 79,689.00        |
| TEACHERS   | TEACHER-SCHOOL SOCIAL WORKER-7049 | ROBINSON-THORPE, CLAUDETTE | 84,451.00      | 87,689.00        |
| TEACHERS   | TEACHER-SCHOOL SOCIAL WORKER-7049 | RODRIGUEZ, OLGA            | 93,319.00      | 93,319.00        |
| TEACHERS   | TEACHER-SCHOOL SOCIAL WORKER-7049 | SANGARE, RAMATOU           | 55,840.00      | 57,451.00        |
| TEACHERS   | TEACHER-SCHOOL SOCIAL WORKER-7049 | SHUMWAY-MARINO, AUBREY     | 53,642.00      | 55,240.00        |
| TEACHERS   | TEACHER-SCHOOL SOCIAL WORKER-7049 | SIKORSKY, CRISTINA         | 65,135.00      | 67,010.00        |
| TEACHERS   | TEACHER-SCHOOL SOCIAL WORKER-7049 | SOTO, ANA                  | 60,324.00      | 62,063.00        |
| TEACHERS   | TEACHER-SCHOOL SOCIAL WORKER-7049 | TAYLOR, ALICIA             | 55,840.00      | 57,451.00        |
| TEACHERS   | TEACHER-SCHOOL SOCIAL WORKER-7049 | VARGAS-THOMAS, ROSA        | 92,569.00      | 92,569.00        |
| TEACHERS   | TEACHER-SCHOOL SOCIAL WORKER-7049 | WALKER, SANDRA             | 93,319.00      | 93,319.00        |
| TEACHERS   | TEACHER-SCHOOL SOCIAL WORKER-7049 | WELLS, TAMARA              | 70,594.00      | 72,817.00        |
| TEACHERS   | TEACHER-SCHOOL SOCIAL WORKER-7049 | WESTEFELD, DIANA           | 80,789.00      | 83,551.00        |
| TEACHERS   | TEACHER-SCHOOL SOCIAL WORKER-7049 | WILLIS, STEPHANIE          | 92,569.00      | 92,569.00        |
| TEACHERS   | TEACHER-SCIENCE GRADES 5/8-7066   | BAKER, KELLY               | 70,833.00      | 73,305.00        |
| TEACHERS   | TEACHER-SCIENCE GRADES 5/8-7066   | BAXTER, EMILY              | 57,723.00      | 59,469.00        |
| TEACHERS   | TEACHER-SCIENCE GRADES 5/8-7066   | BLACKWOOD, BETHANY         | 77,103.00      | 79,689.00        |
| TEACHERS   | TEACHER-SCIENCE GRADES 5/8-7066   | BOUTIN, SUZETTE            | 65,080.00      | 67,238.00        |
| TEACHERS   | TEACHER-SCIENCE GRADES 5/8-7066   | CLAYTON, VANESSA           | 87,580.00      | 87,580.00        |
| TEACHERS   | TEACHER-SCIENCE GRADES 5/8-7066   | COUCEIRO, SABRINA          | 48,901.00      | 50,440.00        |
| TEACHERS   | TEACHER-SCIENCE GRADES 5/8-7066   | DAVIS, SHEILA              | 55,449.00      | 57,103.00        |
| TEACHERS   | TEACHER-SCIENCE GRADES 5/8-7066   | FARRELL, JESSICA           | 48,846.00      | 50,445.00        |
| TEACHERS   | TEACHER-SCIENCE GRADES 5/8-7066   | GALLAGHER, EVELYN          | 86,076.00      | 89,856.00        |
| TEACHERS   | TEACHER-SCIENCE GRADES 5/8-7066   | JONES, DOUGLAS             | 89,856.00      | 89,856.00        |
| TEACHERS   | TEACHER-SCIENCE GRADES 5/8-7066   | LAGGIS, AMY                | 65,080.00      | 67,238.00        |
| TEACHERS   | TEACHER-SCIENCE GRADES 5/8-7066   | MERRITT, THOMAS            | 92,569.00      | 92,569.00        |
| TEACHERS   | TEACHER-SCIENCE GRADES 5/8-7066   | PIRES, LISA                | 92,569.00      | 92,569.00        |
| TEACHERS   | TEACHER-SCIENCE GRADES 5/8-7066   | ROGERS, PHILLIP            | 81,738.00      | 84,976.00        |
| TEACHERS   | TEACHER-SCIENCE GRADES 5/8-7066   | RUSHWORTH, ROGER           | 79,462.00      | 82,700.00        |
| TEACHERS   | TEACHER-SCIENCE GRADES 5/8-7066   | TAYLOR, TINA               | 74,405.00      | 76,976.00        |
| TEACHERS   | TEACHER-SCIENCE GRADES 5/8-7066   | TOOTHAKER, HEATHER         | 67,938.00      | 70,133.00        |
| TEACHERS   | TEACHER-SCIENCE GRADES 5/8-7066   | WOLTKE, KARINA             | 70,833.00      | 73,305.00        |
| TEACHERS   | TEACHER-SCIENCE-7050              | ABDEL-JALIL, HAIFA         | 73,517.00      | 76,003.00        |
| TEACHERS   | TEACHER-SCIENCE-7050              | AKELLA, SOMI DEVI          | 77,704.00      | 80,211.00        |
| TEACHERS   | TEACHER-SCIENCE-7050              | ARANCI, CHRISTOPHER        | 48,901.00      | 50,440.00        |
| TEACHERS   | TEACHER-SCIENCE-7050              | BAKER, JODI                | 84,451.00      | 87,689.00        |
| TEACHERS   | TEACHER-SCIENCE-7050              | BALDWIN, GEORGE            | 89,856.00      | 89,856.00        |
| TEACHERS   | TEACHER-SCIENCE-7050              | BAUMANN, STEVEN            | 53,238.00      | 54,849.00        |
| TEACHERS   | TEACHER-SCIENCE-7050              | BEDNAR, DONNA              | 60,324.00      | 62,063.00        |
| TEACHERS   | TEACHER-SCIENCE-7050              | BELLA, TERRY               | 60,324.00      | 62,063.00        |
| TEACHERS   | TEACHER-SCIENCE-7050              | BERLIN, CYNTHIA            | 89,856.00      | 89,856.00        |
| TEACHERS   | TEACHER-SCIENCE-7050              | BOUVE, NICOLE              | 46,708.00      | 48,246.00        |
| TEACHERS   | TEACHER-SCIENCE-7050              | BRADSHAW, ELIZABETH        | 70,833.00      | 73,305.00        |
| TEACHERS   | TEACHER-SCIENCE-7050              | BURGESS, SHERRY            | 89,856.00      | 89,856.00        |
| TEACHERS   | TEACHER-SCIENCE-7050              | CALDERON, BRENDA           | 46,708.00      | 48,246.00        |
| TEACHERS   | TEACHER-SCIENCE-7050              | CARLSON, DONNA             | 89,856.00      | 89,856.00        |
| TEACHERS   | TEACHER-SCIENCE-7050              | CARRASCO, NICOLAS          | 69,198.00      | 71,116.00        |
| TEACHERS   | TEACHER-SCIENCE-7050              | CICHUS, KATARZYNA          | 92,569.00      | 92,569.00        |
| TEACHERS   | TEACHER-SCIENCE-7050              | CLAYTON, SEAN              | 55,529.00      | 57,269.00        |
| TEACHERS   | TEACHER-SCIENCE-7050              | COPPOLA, TARA              | 48,901.00      | 50,440.00        |
| TEACHERS   | TEACHER-SCIENCE-7050              | CRISCUOLO, RAYMOND         | 81,738.00      | 84,976.00        |
| TEACHERS   | TEACHER-SCIENCE-7050              | DADDIO, PAULA              | 89,856.00      | 90,606.00        |
| TEACHERS   | TEACHER-SCIENCE-7050              | DARIN-LEGRAND, ANN         | 70,833.00      | 73,305.00        |
| TEACHERS   | TEACHER-SCIENCE-7050              | DECTER, WENDY              | 93,017.00      | 96,797.00        |
| TEACHERS   | TEACHER-SCIENCE-7050              | DOHENY, KIMBERLY           | 55,449.00      | 57,103.00        |
| TEACHERS   | TEACHER-SCIENCE-7050              | DUNCAN, SHANE              | 46,708.00      | 48,246.00        |

\*This Staff Roster is reflective of staff who were working in the District for the 2018-2019 school year.

# Staff Roster

| Class Name | Job Title            | Name                  | Current Salary | 2019-2020 Salary |
|------------|----------------------|-----------------------|----------------|------------------|
| TEACHERS   | TEACHER-SCIENCE-7050 | ERICKSON, MATTHEW     | 92,569.00      | 92,569.00        |
| TEACHERS   | TEACHER-SCIENCE-7050 | FARRELL, NICHOLAS     | 48,901.00      | 50,440.00        |
| TEACHERS   | TEACHER-SCIENCE-7050 | FELTON-PATNAUDE, KIM  | 84,451.00      | 87,689.00        |
| TEACHERS   | TEACHER-SCIENCE-7050 | FUCCI, MICHELE        | 78,076.00      | 80,838.00        |
| TEACHERS   | TEACHER-SCIENCE-7050 | GABRIELE, JOHN        | 46,708.00      | 48,246.00        |
| TEACHERS   | TEACHER-SCIENCE-7050 | GEIST, GABRIEL        | 86,076.00      | 89,856.00        |
| TEACHERS   | TEACHER-SCIENCE-7050 | GERSCH, TIMOTHY       | 59,903.00      | 61,513.00        |
| TEACHERS   | TEACHER-SCIENCE-7050 | GODINEZ, MARCO        | 53,238.00      | 54,849.00        |
| TEACHERS   | TEACHER-SCIENCE-7050 | GRIFFIN, LYNN         | 78,076.00      | 80,838.00        |
| TEACHERS   | TEACHER-SCIENCE-7050 | HANSON, MELANIE       | 53,238.00      | 54,849.00        |
| TEACHERS   | TEACHER-SCIENCE-7050 | HERNDON, DAVID        | 70,833.00      | 73,305.00        |
| TEACHERS   | TEACHER-SCIENCE-7050 | HERRIMAN, SEAMUS      | 46,708.00      | 48,246.00        |
| TEACHERS   | TEACHER-SCIENCE-7050 | HULIN, BERNARD        | 85,017.00      | 87,779.00        |
| TEACHERS   | TEACHER-SCIENCE-7050 | JONES, PAUL           | 70,594.00      | 72,817.00        |
| TEACHERS   | TEACHER-SCIENCE-7050 | JOSHI, SAVITA         | 57,723.00      | 59,469.00        |
| TEACHERS   | TEACHER-SCIENCE-7050 | KIELHORN, YVONNE      | 69,198.00      | 71,116.00        |
| TEACHERS   | TEACHER-SCIENCE-7050 | KIM, JOSEPH           | 45,357.00      | 46,708.00        |
| TEACHERS   | TEACHER-SCIENCE-7050 | LAVORGNA, DEVAN       | 57,723.00      | 59,469.00        |
| TEACHERS   | TEACHER-SCIENCE-7050 | LAWRENCE, JUSTIN      | 57,723.00      | 59,469.00        |
| TEACHERS   | TEACHER-SCIENCE-7050 | LIBAO-DELEON, CORAZON | 72,138.00      | 74,700.00        |
| TEACHERS   | TEACHER-SCIENCE-7050 | LIZOTTE, ROBERT       | 87,580.00      | 87,580.00        |
| TEACHERS   | TEACHER-SCIENCE-7050 | MACDONALD, ROISIN     | 70,833.00      | 73,305.00        |
| TEACHERS   | TEACHER-SCIENCE-7050 | MACMELBURN, EMILY     | 70,833.00      | 73,305.00        |
| TEACHERS   | TEACHER-SCIENCE-7050 | MACWILLIAM, BRIAN     | 65,080.00      | 67,238.00        |
| TEACHERS   | TEACHER-SCIENCE-7050 | MARTIN-CORBIN, SHEILA | 93,319.00      | 93,319.00        |
| TEACHERS   | TEACHER-SCIENCE-7050 | MCTAGUE, TERENCE      | 55,449.00      | 57,103.00        |
| TEACHERS   | TEACHER-SCIENCE-7050 | MERANCY, KARA         | 47,551.00      | 48,901.00        |
| TEACHERS   | TEACHER-SCIENCE-7050 | MOORE, MICHELE        | 78,076.00      | 80,838.00        |
| TEACHERS   | TEACHER-SCIENCE-7050 | MULLIGAN, ASHLEY      | 68,576.00      | 71,038.00        |
| TEACHERS   | TEACHER-SCIENCE-7050 | PAPANTONIO, MICHAEL   | 55,449.00      | 57,103.00        |
| TEACHERS   | TEACHER-SCIENCE-7050 | PARADISE, KATIE       | 72,138.00      | 74,700.00        |
| TEACHERS   | TEACHER-SCIENCE-7050 | PETERHANSEL, TYLER    | 53,256.00      | 54,909.00        |
| TEACHERS   | TEACHER-SCIENCE-7050 | PRATT, MARLENE        | 92,569.00      | 92,569.00        |
| TEACHERS   | TEACHER-SCIENCE-7050 | PUPELLO, KIM          | 89,856.00      | 89,856.00        |
| TEACHERS   | TEACHER-SCIENCE-7050 | RAMIREZ, ASHLEY       | 45,357.00      | 46,708.00        |
| TEACHERS   | TEACHER-SCIENCE-7050 | RAPPA, LISA           | 57,723.00      | 59,469.00        |
| TEACHERS   | TEACHER-SCIENCE-7050 | RAWLE-PITTER, ROSEY   | 70,594.00      | 72,817.00        |
| TEACHERS   | TEACHER-SCIENCE-7050 | REECH, JOHANNA        | 47,551.00      | 48,901.00        |
| TEACHERS   | TEACHER-SCIENCE-7050 | ROY, JOHN             | 89,856.00      | 89,856.00        |
| TEACHERS   | TEACHER-SCIENCE-7050 | SAMALOT, LIANNE       | 48,901.00      | 50,440.00        |
| TEACHERS   | TEACHER-SCIENCE-7050 | SANG, MICHAEL         | 57,723.00      | 59,469.00        |
| TEACHERS   | TEACHER-SCIENCE-7050 | SCHEETZ, CYNTHIA      | 75,800.00      | 78,562.00        |
| TEACHERS   | TEACHER-SCIENCE-7050 | SELEARIS, MICHAEL     | 87,580.00      | 87,580.00        |
| TEACHERS   | TEACHER-SCIENCE-7050 | SIBLEY, EVELYN        | 67,938.00      | 70,133.00        |
| TEACHERS   | TEACHER-SCIENCE-7050 | SIERVO, MARITES       | 87,580.00      | 87,580.00        |
| TEACHERS   | TEACHER-SCIENCE-7050 | SMITH, JESSICA        | 65,080.00      | 67,238.00        |
| TEACHERS   | TEACHER-SCIENCE-7050 | SOLOMON, PETER        | 65,703.00      | 67,876.00        |
| TEACHERS   | TEACHER-SCIENCE-7050 | SWALLOW, MADISEN      | 45,357.00      | 46,708.00        |
| TEACHERS   | TEACHER-SCIENCE-7050 | THOMAS, RACHELE       | 73,517.00      | 76,003.00        |
| TEACHERS   | TEACHER-SCIENCE-7050 | TOOMEY, NANCY         | 92,569.00      | 92,569.00        |
| TEACHERS   | TEACHER-SCIENCE-7050 | UKAH, FUNMILAYO       | 89,856.00      | 89,856.00        |
| TEACHERS   | TEACHER-SCIENCE-7050 | WALSH, JOHN           | 89,856.00      | 89,856.00        |
| TEACHERS   | TEACHER-SCIENCE-7050 | WEIRES, AMANDA        | 57,723.00      | 59,469.00        |
| TEACHERS   | TEACHER-SCIENCE-7050 | WENTZELL, CHARLES     | 48,901.00      | 50,440.00        |
| TEACHERS   | TEACHER-SCIENCE-7050 | WHITBECK, CHRISTOPH   | 48,846.00      | 50,445.00        |
| TEACHERS   | TEACHER-SCIENCE-7050 | WHITE, STEPHANIE      | 81,738.00      | 84,976.00        |
| TEACHERS   | TEACHER-SCIENCE-7050 | WILLEMS, CHRIS        | 89,856.00      | 89,856.00        |
| TEACHERS   | TEACHER-SCIENCE-7050 | WOODLAND, CHARLENE    | 73,517.00      | 76,003.00        |
| TEACHERS   | TEACHER-SCIENCE-7050 | ZEBROWSKI, JOSEPH     | 64,388.00      | 66,145.00        |
| TEACHERS   | TEACHER-SCIENCE-7050 | ZULLO, ANDREA         | 55,449.00      | 57,103.00        |

\*This Staff Roster is reflective of staff who were working in the District for the 2018-2019 school year.

# Staff Roster

| Class Name | Job Title                           | Name                    | Current Salary | 2019-2020 Salary |
|------------|-------------------------------------|-------------------------|----------------|------------------|
| TEACHERS   | TEACHER-SOCIAL STUDIES 10TH GR-7091 | BOROSKI, RYAN           | 51,040.00      | 52,638.00        |
| TEACHERS   | TEACHER-SOCIAL STUDIES 10TH GR-7091 | BROWN, MATTHEW          | 122,569.00     | 126,136.00       |
| TEACHERS   | TEACHER-SOCIAL STUDIES 10TH GR-7091 | CRISCUOLO, ANTOINETTE   | 89,856.00      | 89,856.00        |
| TEACHERS   | TEACHER-SOCIAL STUDIES 10TH GR-7091 | SINCLAIR, ALEX          | 89,856.00      | 89,856.00        |
| TEACHERS   | TEACHER-SOCIAL STUDIES GR. 5/8-7068 | AIELLO, JUSTIN          | 48,846.00      | 50,445.00        |
| TEACHERS   | TEACHER-SOCIAL STUDIES GR. 5/8-7068 | BARRETT, TIFFANY        | 65,080.00      | 67,238.00        |
| TEACHERS   | TEACHER-SOCIAL STUDIES GR. 5/8-7068 | CALDWELL, RICHARD       | 87,580.00      | 87,580.00        |
| TEACHERS   | TEACHER-SOCIAL STUDIES GR. 5/8-7068 | CARDER, MELANIE         | 74,405.00      | 76,976.00        |
| TEACHERS   | TEACHER-SOCIAL STUDIES GR. 5/8-7068 | CENERI, DIANNE          | 74,405.00      | 76,976.00        |
| TEACHERS   | TEACHER-SOCIAL STUDIES GR. 5/8-7068 | CHANDLER, DAVID         | 74,405.00      | 76,976.00        |
| TEACHERS   | TEACHER-SOCIAL STUDIES GR. 5/8-7068 | COLLIER, ZANIA          | 68,576.00      | 71,038.00        |
| TEACHERS   | TEACHER-SOCIAL STUDIES GR. 5/8-7068 | COLON, JAMES            | 73,517.00      | 76,003.00        |
| TEACHERS   | TEACHER-SOCIAL STUDIES GR. 5/8-7068 | DELOSSANTOS, ROHANNA    | 48,901.00      | 50,440.00        |
| TEACHERS   | TEACHER-SOCIAL STUDIES GR. 5/8-7068 | FERRERI, PAIGE          | 48,901.00      | 50,440.00        |
| TEACHERS   | TEACHER-SOCIAL STUDIES GR. 5/8-7068 | FRANCIS, KIMBERLY       | 89,856.00      | 90,606.00        |
| TEACHERS   | TEACHER-SOCIAL STUDIES GR. 5/8-7068 | GENEROSO, LAURA         | 55,449.00      | 57,103.00        |
| TEACHERS   | TEACHER-SOCIAL STUDIES GR. 5/8-7068 | HALL, KARL              | 71,816.00      | 74,040.00        |
| TEACHERS   | TEACHER-SOCIAL STUDIES GR. 5/8-7068 | HOPES-MCFADDEN, KIRSTEN | 93,017.00      | 96,797.00        |
| TEACHERS   | TEACHER-SOCIAL STUDIES GR. 5/8-7068 | IANNONE, MICHAEL        | 60,324.00      | 62,063.00        |
| TEACHERS   | TEACHER-SOCIAL STUDIES GR. 5/8-7068 | LEVESQUE, JACLYN        | 51,503.00      | 53,042.00        |
| TEACHERS   | TEACHER-SOCIAL STUDIES GR. 5/8-7068 | LYSAGHT, JOSEPH         | 72,138.00      | 74,700.00        |
| TEACHERS   | TEACHER-SOCIAL STUDIES GR. 5/8-7068 | MERRITT, BRYAN          | 57,723.00      | 59,469.00        |
| TEACHERS   | TEACHER-SOCIAL STUDIES GR. 5/8-7068 | NEARY, JOSEPH           | 65,080.00      | 67,238.00        |
| TEACHERS   | TEACHER-SOCIAL STUDIES GR. 5/8-7068 | RECKLET, CHRISTOPHER    | 57,723.00      | 59,469.00        |
| TEACHERS   | TEACHER-SOCIAL STUDIES GR. 5/8-7068 | REPKO, ROBERT           | 77,103.00      | 79,689.00        |
| TEACHERS   | TEACHER-SOCIAL STUDIES GR. 5/8-7068 | SANDERS, JULIAN         | 48,846.00      | 50,445.00        |
| TEACHERS   | TEACHER-SOCIAL STUDIES GR. 5/8-7068 | SCHNEIDER, JASON        | 92,569.00      | 92,569.00        |
| TEACHERS   | TEACHER-SOCIAL STUDIES GR. 5/8-7068 | SEPULVEDA, LAUREN       | 57,723.00      | 59,469.00        |
| TEACHERS   | TEACHER-SOCIAL STUDIES GR. 5/8-7068 | SOBOLISKY, ROBERT       | 67,938.00      | 70,133.00        |
| TEACHERS   | TEACHER-SOCIAL STUDIES GR. 5/8-7068 | VIGLIOTTI, KIMBERLY     | 73,517.00      | 76,003.00        |
| TEACHERS   | TEACHER-SOCIAL STUDIES GR. 5/8-7068 | WILLIAMS, LENNELL       | 87,580.00      | 88,330.00        |
| TEACHERS   | TEACHER-SOCIAL STUDIES GR. 5/8-7068 | WOODARD, THOMAS         | 60,324.00      | 62,063.00        |
| TEACHERS   | TEACHER-SPECIAL ED K-8-7053         | ADORNO, NANCY           | 88,330.00      | 88,330.00        |
| TEACHERS   | TEACHER-SPECIAL ED K-8-7053         | ALEMAN, CYNTHIA         | 55,529.00      | 57,269.00        |
| TEACHERS   | TEACHER-SPECIAL ED K-8-7053         | AMENDOLA, JEANINE       | 92,569.00      | 92,569.00        |
| TEACHERS   | TEACHER-SPECIAL ED K-8-7053         | ANASTASIO, MADELIN      | 57,723.00      | 59,469.00        |
| TEACHERS   | TEACHER-SPECIAL ED K-8-7053         | ANDOM, MISLAL           | 65,080.00      | 67,238.00        |
| TEACHERS   | TEACHER-SPECIAL ED K-8-7053         | AVINO, ALICIA           | 46,708.00      | 48,246.00        |
| TEACHERS   | TEACHER-SPECIAL ED K-8-7053         | BANNAN, COLLEEN         | 89,856.00      | 89,856.00        |
| TEACHERS   | TEACHER-SPECIAL ED K-8-7053         | BEDARD, RACHAEL         | 51,040.00      | 52,638.00        |
| TEACHERS   | TEACHER-SPECIAL ED K-8-7053         | BOSTICCO, LORRAINE      | 46,708.00      | 48,246.00        |
| TEACHERS   | TEACHER-SPECIAL ED K-8-7053         | BOWERMAN, KYLE          | 57,723.00      | 59,469.00        |
| TEACHERS   | TEACHER-SPECIAL ED K-8-7053         | BROOKS-DRAUGHN, L'TANYA | 70,833.00      | 73,305.00        |
| TEACHERS   | TEACHER-SPECIAL ED K-8-7053         | BURGESS, SARETH         | 70,833.00      | 73,305.00        |
| TEACHERS   | TEACHER-SPECIAL ED K-8-7053         | CAMERA BUONTEMPO, KARA  | 73,517.00      | 76,003.00        |
| TEACHERS   | TEACHER-SPECIAL ED K-8-7053         | CANADA, JANELLE         | 92,569.00      | 92,569.00        |
| TEACHERS   | TEACHER-SPECIAL ED K-8-7053         | CARRANO, ASHLEY         | 70,833.00      | 73,305.00        |
| TEACHERS   | TEACHER-SPECIAL ED K-8-7053         | CARTER, CHANTEL         | 81,738.00      | 84,976.00        |
| TEACHERS   | TEACHER-SPECIAL ED K-8-7053         | CASELLA, BERNADETTE     | 70,833.00      | 73,305.00        |
| TEACHERS   | TEACHER-SPECIAL ED K-8-7053         | CASSIDY, NICOLE         | 55,449.00      | 57,103.00        |
| TEACHERS   | TEACHER-SPECIAL ED K-8-7053         | CEN, ZHANJING           | 92,569.00      | 92,569.00        |
| TEACHERS   | TEACHER-SPECIAL ED K-8-7053         | CHARLES, SANDRA         | 65,080.00      | 67,238.00        |
| TEACHERS   | TEACHER-SPECIAL ED K-8-7053         | CHOJNICKI, SHELLY       | 81,738.00      | 84,976.00        |
| TEACHERS   | TEACHER-SPECIAL ED K-8-7053         | CIARCIA, JENNIFER       | 67,938.00      | 70,133.00        |
| TEACHERS   | TEACHER-SPECIAL ED K-8-7053         | CROWELL, ERICA          | 46,708.00      | 48,246.00        |
| TEACHERS   | TEACHER-SPECIAL ED K-8-7053         | DAVIS, CHAD             | 55,529.00      | 57,269.00        |
| TEACHERS   | TEACHER-SPECIAL ED K-8-7053         | DEANGELIS, ALISSE       | 46,708.00      | 48,246.00        |
| TEACHERS   | TEACHER-SPECIAL ED K-8-7053         | DIGIOIA, DIANE          | 90,606.00      | 90,606.00        |
| TEACHERS   | TEACHER-SPECIAL ED K-8-7053         | DUCRAN, BRITTANY        | 70,833.00      | 73,305.00        |
| TEACHERS   | TEACHER-SPECIAL ED K-8-7053         | DUNLEAVY, ANNIE         | 46,708.00      | 48,246.00        |

\*This Staff Roster is reflective of staff who were working in the District for the 2018-2019 school year.



# Staff Roster

| Class Name | Job Title                   | Name                    | Current Salary | 2019-2020 Salary |
|------------|-----------------------------|-------------------------|----------------|------------------|
| TEACHERS   | TEACHER-SPECIAL ED K-8-7053 | DZIEJMA, DONATA         | 73,517.00      | 76,003.00        |
| TEACHERS   | TEACHER-SPECIAL ED K-8-7053 | ESPOSITO, THERESE       | 90,606.00      | 90,606.00        |
| TEACHERS   | TEACHER-SPECIAL ED K-8-7053 | FLYNN, DOREEN           | 89,856.00      | 90,606.00        |
| TEACHERS   | TEACHER-SPECIAL ED K-8-7053 | FONDA, DEBORAH          | 87,580.00      | 87,580.00        |
| TEACHERS   | TEACHER-SPECIAL ED K-8-7053 | GAGLIARDI, SHERYL       | 60,341.00      | 62,166.00        |
| TEACHERS   | TEACHER-SPECIAL ED K-8-7053 | GEMMELL, PAUL           | 81,738.00      | 84,976.00        |
| TEACHERS   | TEACHER-SPECIAL ED K-8-7053 | GENTILE, STEPHANIE      | 68,576.00      | 71,038.00        |
| TEACHERS   | TEACHER-SPECIAL ED K-8-7053 | GUTIERREZ, STACY        | 60,119.00      | 61,884.00        |
| TEACHERS   | TEACHER-SPECIAL ED K-8-7053 | HAGGERTY, ROBIN         | 78,076.00      | 80,838.00        |
| TEACHERS   | TEACHER-SPECIAL ED K-8-7053 | HALL, MARIANNE          | 60,119.00      | 61,884.00        |
| TEACHERS   | TEACHER-SPECIAL ED K-8-7053 | HAYES, JAMES            | 51,040.00      | 52,638.00        |
| TEACHERS   | TEACHER-SPECIAL ED K-8-7053 | HIGGINS, SUSAN BETH     | 89,856.00      | 89,856.00        |
| TEACHERS   | TEACHER-SPECIAL ED K-8-7053 | HUTTER, GWENDOLYN       | 70,833.00      | 73,305.00        |
| TEACHERS   | TEACHER-SPECIAL ED K-8-7053 | JAMES, SCOTT            | 62,534.00      | 64,380.00        |
| TEACHERS   | TEACHER-SPECIAL ED K-8-7053 | JOSEPH, ALEXANDRA       | 53,256.00      | 54,909.00        |
| TEACHERS   | TEACHER-SPECIAL ED K-8-7053 | KIELY, MARYBETH         | 90,606.00      | 90,606.00        |
| TEACHERS   | TEACHER-SPECIAL ED K-8-7053 | KILEY, ANGELA           | 55,449.00      | 57,103.00        |
| TEACHERS   | TEACHER-SPECIAL ED K-8-7053 | KURKER-STEWART, DEVON   | 48,846.00      | 50,445.00        |
| TEACHERS   | TEACHER-SPECIAL ED K-8-7053 | LAMB, SUSANNE           | 74,405.00      | 76,976.00        |
| TEACHERS   | TEACHER-SPECIAL ED K-8-7053 | LANGLEY, TRACY          | 68,576.00      | 71,038.00        |
| TEACHERS   | TEACHER-SPECIAL ED K-8-7053 | LAVORGNA, KAREN         | 89,856.00      | 89,856.00        |
| TEACHERS   | TEACHER-SPECIAL ED K-8-7053 | LAWRENCE, ROBERTA       | 70,833.00      | 73,305.00        |
| TEACHERS   | TEACHER-SPECIAL ED K-8-7053 | LEE WOODY, COLLEEN      | 53,256.00      | 54,909.00        |
| TEACHERS   | TEACHER-SPECIAL ED K-8-7053 | LERNER, DARREN          | 89,856.00      | 89,856.00        |
| TEACHERS   | TEACHER-SPECIAL ED K-8-7053 | LIUCCI, STEFANIE        | 89,856.00      | 89,856.00        |
| TEACHERS   | TEACHER-SPECIAL ED K-8-7053 | MATTEO, LAURIE          | 92,569.00      | 92,569.00        |
| TEACHERS   | TEACHER-SPECIAL ED K-8-7053 | MAURSKY, CHRISTINE      | 84,451.00      | 87,689.00        |
| TEACHERS   | TEACHER-SPECIAL ED K-8-7053 | MCCOART, STACEY         | 57,723.00      | 59,469.00        |
| TEACHERS   | TEACHER-SPECIAL ED K-8-7053 | MCKNIGHT, LICIA         | 57,723.00      | 59,469.00        |
| TEACHERS   | TEACHER-SPECIAL ED K-8-7053 | MILLER, AMY             | 89,856.00      | 89,856.00        |
| TEACHERS   | TEACHER-SPECIAL ED K-8-7053 | MORENO, WANDA           | 70,594.00      | 72,817.00        |
| TEACHERS   | TEACHER-SPECIAL ED K-8-7053 | MORGILLO, AMANDA        | 51,040.00      | 52,638.00        |
| TEACHERS   | TEACHER-SPECIAL ED K-8-7053 | PANTALEO, MICHAEL       | 88,789.00      | 92,569.00        |
| TEACHERS   | TEACHER-SPECIAL ED K-8-7053 | PENDL, PATRICIA-ANN     | 65,080.00      | 67,238.00        |
| TEACHERS   | TEACHER-SPECIAL ED K-8-7053 | PENNER-GREENE, EMILIE   | 81,738.00      | 84,976.00        |
| TEACHERS   | TEACHER-SPECIAL ED K-8-7053 | PIERCE, ERIKA           | 70,833.00      | 73,305.00        |
| TEACHERS   | TEACHER-SPECIAL ED K-8-7053 | POCZWIWINSKI, VICTOR    | 48,901.00      | 50,440.00        |
| TEACHERS   | TEACHER-SPECIAL ED K-8-7053 | RAYMOND, ANN            | 89,856.00      | 89,856.00        |
| TEACHERS   | TEACHER-SPECIAL ED K-8-7053 | RODRIGUES, CINDY        | 48,901.00      | 50,440.00        |
| TEACHERS   | TEACHER-SPECIAL ED K-8-7053 | ROMAN, MARIYKA          | 80,789.00      | 83,551.00        |
| TEACHERS   | TEACHER-SPECIAL ED K-8-7053 | ROWE, MONICA            | 48,846.00      | 50,445.00        |
| TEACHERS   | TEACHER-SPECIAL ED K-8-7053 | ROY, CATHERINE          | 65,080.00      | 67,238.00        |
| TEACHERS   | TEACHER-SPECIAL ED K-8-7053 | SCAFARIELLO, JASON      | 57,723.00      | 59,469.00        |
| TEACHERS   | TEACHER-SPECIAL ED K-8-7053 | SCHILDKRAUT, ABBY       | 57,723.00      | 59,469.00        |
| TEACHERS   | TEACHER-SPECIAL ED K-8-7053 | SCHOBERT, LAURA         | 48,846.00      | 50,445.00        |
| TEACHERS   | TEACHER-SPECIAL ED K-8-7053 | SMITH, ZANNIECE         | 89,856.00      | 89,856.00        |
| TEACHERS   | TEACHER-SPECIAL ED K-8-7053 | SNEDEKER, KEITH         | 90,606.00      | 90,606.00        |
| TEACHERS   | TEACHER-SPECIAL ED K-8-7053 | SOLIS, ALLAN            | 57,723.00      | 59,469.00        |
| TEACHERS   | TEACHER-SPECIAL ED K-8-7053 | STANNARD, DEBRA         | 70,833.00      | 73,305.00        |
| TEACHERS   | TEACHER-SPECIAL ED K-8-7053 | STEWART, DIANNE         | 67,938.00      | 70,133.00        |
| TEACHERS   | TEACHER-SPECIAL ED K-8-7053 | SUNDWALL, TROY          | 45,357.00      | 46,708.00        |
| TEACHERS   | TEACHER-SPECIAL ED K-8-7053 | TANNER-ELZEY, ROSEZETTA | 90,606.00      | 90,606.00        |
| TEACHERS   | TEACHER-SPECIAL ED K-8-7053 | TATE, ELIZABETH         | 53,238.00      | 54,849.00        |
| TEACHERS   | TEACHER-SPECIAL ED K-8-7053 | TIROZZI, KIMBERLY       | 60,119.00      | 61,884.00        |
| TEACHERS   | TEACHER-SPECIAL ED K-8-7053 | TROCHSLER, JESSICA      | 58,051.00      | 59,704.00        |
| TEACHERS   | TEACHER-SPECIAL ED K-8-7053 | VECE, MARIA             | 65,080.00      | 67,238.00        |
| TEACHERS   | TEACHER-SPECIAL ED K-8-7053 | VELENCHIK, JUDITH       | 92,569.00      | 92,569.00        |
| TEACHERS   | TEACHER-SPECIAL ED K-8-7053 | VILLANO, ROCHELLE       | 92,569.00      | 92,569.00        |
| TEACHERS   | TEACHER-SPECIAL ED K-8-7053 | WADE, SUSAN             | 90,606.00      | 90,606.00        |
| TEACHERS   | TEACHER-SPECIAL ED K-8-7053 | WARDLAW, ADDIE          | 89,856.00      | 89,856.00        |

\*This Staff Roster is reflective of staff who were working in the District for the 2018-2019 school year.

# Staff Roster

| Class Name | Job Title                   | Name                        | Current Salary | 2019-2020 Salary |
|------------|-----------------------------|-----------------------------|----------------|------------------|
| TEACHERS   | TEACHER-SPECIAL ED K-8-7053 | WEBBER SEPULVEDA, PRISCILLA | 89,856.00      | 89,856.00        |
| TEACHERS   | TEACHER-SPECIAL ED K-8-7053 | WIMMER, MARISSA             | 48,846.00      | 50,445.00        |
| TEACHERS   | TEACHER-SPECIAL ED K-8-7053 | YOGA, SALLY                 | 57,723.00      | 59,469.00        |
| TEACHERS   | TEACHER-SPECIAL ED-7075     | AWUSAH, AMBER-MICHELLE      | 50,151.00      | 51,503.00        |
| TEACHERS   | TEACHER-SPECIAL ED-7075     | BACHMAN, JENNIFER           | 53,238.00      | 54,849.00        |
| TEACHERS   | TEACHER-SPECIAL ED-7075     | BLEMINGS, JENIFER           | 57,723.00      | 59,469.00        |
| TEACHERS   | TEACHER-SPECIAL ED-7075     | BONANNO, KAREN              | 93,319.00      | 93,319.00        |
| TEACHERS   | TEACHER-SPECIAL ED-7075     | BRANCO, CINA                | 53,238.00      | 54,849.00        |
| TEACHERS   | TEACHER-SPECIAL ED-7075     | BRUTON, JENNIFER            | 47,551.00      | 48,901.00        |
| TEACHERS   | TEACHER-SPECIAL ED-7075     | CACOPARDO, MATTHEW          | 74,405.00      | 76,976.00        |
| TEACHERS   | TEACHER-SPECIAL ED-7075     | CALIGAN, JAMIE              | 48,901.00      | 50,440.00        |
| TEACHERS   | TEACHER-SPECIAL ED-7075     | CASIOPO, MARK               | 81,738.00      | 84,976.00        |
| TEACHERS   | TEACHER-SPECIAL ED-7075     | CELENTANO, ERICA            | 46,708.00      | 48,246.00        |
| TEACHERS   | TEACHER-SPECIAL ED-7075     | CHAPMAN, BRENDA             | 89,856.00      | 89,856.00        |
| TEACHERS   | TEACHER-SPECIAL ED-7075     | CORCORAN, BRIDGET           | 92,569.00      | 92,569.00        |
| TEACHERS   | TEACHER-SPECIAL ED-7075     | CORDERO, OMAIRA             | 81,738.00      | 84,976.00        |
| TEACHERS   | TEACHER-SPECIAL ED-7075     | COX, DENISE                 | 68,576.00      | 71,038.00        |
| TEACHERS   | TEACHER-SPECIAL ED-7075     | CRUZ, DANA                  | 70,833.00      | 73,305.00        |
| TEACHERS   | TEACHER-SPECIAL ED-7075     | D'AMBROSCA, OLGA-LYNN       | 70,833.00      | 73,305.00        |
| TEACHERS   | TEACHER-SPECIAL ED-7075     | DARLING, LINDSAY            | 53,238.00      | 54,849.00        |
| TEACHERS   | TEACHER-SPECIAL ED-7075     | DE ALEJOS, SUSAN            | 92,569.00      | 92,569.00        |
| TEACHERS   | TEACHER-SPECIAL ED-7075     | DELUCIA, PASQUALE           | 88,330.00      | 88,330.00        |
| TEACHERS   | TEACHER-SPECIAL ED-7075     | DEMASI, MARIA               | 92,569.00      | 92,569.00        |
| TEACHERS   | TEACHER-SPECIAL ED-7075     | DETRANI, GEOFFREY           | 92,569.00      | 92,569.00        |
| TEACHERS   | TEACHER-SPECIAL ED-7075     | DICINE, MEGAN               | 53,238.00      | 54,849.00        |
| TEACHERS   | TEACHER-SPECIAL ED-7075     | DICKINSON, KAYLA            | 45,357.00      | 46,708.00        |
| TEACHERS   | TEACHER-SPECIAL ED-7075     | FLAHERTY, THOMAS            | 70,833.00      | 73,305.00        |
| TEACHERS   | TEACHER-SPECIAL ED-7075     | GARSTKA, JAMIE              | 62,534.00      | 64,380.00        |
| TEACHERS   | TEACHER-SPECIAL ED-7075     | GEORGE, HEATHER             | 92,569.00      | 92,569.00        |
| TEACHERS   | TEACHER-SPECIAL ED-7075     | GRIFFIN, CAROLINE           | 87,580.00      | 87,580.00        |
| TEACHERS   | TEACHER-SPECIAL ED-7075     | HARRINGTON, MARY            | 92,569.00      | 92,569.00        |
| TEACHERS   | TEACHER-SPECIAL ED-7075     | HAUGHTON, HAROLD            | 89,856.00      | 89,856.00        |
| TEACHERS   | TEACHER-SPECIAL ED-7075     | HENNESSY, PAUL              | 84,451.00      | 87,689.00        |
| TEACHERS   | TEACHER-SPECIAL ED-7075     | HOWE, DAVID                 | 89,856.00      | 89,856.00        |
| TEACHERS   | TEACHER-SPECIAL ED-7075     | HYNES, KRISTY               | 67,938.00      | 70,133.00        |
| TEACHERS   | TEACHER-SPECIAL ED-7075     | JACOBS, BENJAMIN            | 55,449.00      | 57,103.00        |
| TEACHERS   | TEACHER-SPECIAL ED-7075     | JAMSEK, BLANKA              | 67,938.00      | 70,133.00        |
| TEACHERS   | TEACHER-SPECIAL ED-7075     | JOHNSON, SHAUNQUETTA        | 60,324.00      | 62,063.00        |
| TEACHERS   | TEACHER-SPECIAL ED-7075     | KAYE, LINDSAY               | 48,846.00      | 50,445.00        |
| TEACHERS   | TEACHER-SPECIAL ED-7075     | KEHRLEY, KIRK               | 70,833.00      | 73,305.00        |
| TEACHERS   | TEACHER-SPECIAL ED-7075     | KING, JULIA                 | 68,576.00      | 71,038.00        |
| TEACHERS   | TEACHER-SPECIAL ED-7075     | KING-EVANS, NOSHINA         | 67,710.00      | 69,894.00        |
| TEACHERS   | TEACHER-SPECIAL ED-7075     | KNAPP, JESSICA              | 75,800.00      | 78,562.00        |
| TEACHERS   | TEACHER-SPECIAL ED-7075     | KUHLTHAU, DANIEL            | 92,569.00      | 92,569.00        |
| TEACHERS   | TEACHER-SPECIAL ED-7075     | LAWRENCE, KIMBERLY          | 57,723.00      | 59,469.00        |
| TEACHERS   | TEACHER-SPECIAL ED-7075     | LEWIN, CHRISTINE            | 89,856.00      | 89,856.00        |
| TEACHERS   | TEACHER-SPECIAL ED-7075     | LOMBARDI, SUSANNA           | 62,866.00      | 65,003.00        |
| TEACHERS   | TEACHER-SPECIAL ED-7075     | MALONEY, MARY               | 89,856.00      | 89,856.00        |
| TEACHERS   | TEACHER-SPECIAL ED-7075     | MANSI, MELISSA              | 51,040.00      | 52,638.00        |
| TEACHERS   | TEACHER-SPECIAL ED-7075     | MARTINEZ, DAMARIS           | 88,330.00      | 88,330.00        |
| TEACHERS   | TEACHER-SPECIAL ED-7075     | MARTINEZ, DAMARYS           | 68,576.00      | 71,038.00        |
| TEACHERS   | TEACHER-SPECIAL ED-7075     | MARTINEZ, JENNIFER          | 55,449.00      | -                |
| TEACHERS   | TEACHER-SPECIAL ED-7075     | MARTONE, ERICA              | 45,357.00      | 46,708.00        |
| TEACHERS   | TEACHER-SPECIAL ED-7075     | MATHESON, KATHERINE         | 78,076.00      | 80,838.00        |
| TEACHERS   | TEACHER-SPECIAL ED-7075     | MCCLEASE, EBONY             | 50,151.00      | 51,503.00        |
| TEACHERS   | TEACHER-SPECIAL ED-7075     | MESSNER, DANIELLE           | 51,040.00      | 52,638.00        |
| TEACHERS   | TEACHER-SPECIAL ED-7075     | MIKOLIKE, STEPHEN           | 86,076.00      | 89,856.00        |
| TEACHERS   | TEACHER-SPECIAL ED-7075     | MILANO, LAURA               | 92,569.00      | 92,569.00        |
| TEACHERS   | TEACHER-SPECIAL ED-7075     | MILLER-HAMM, LATOYA         | 81,738.00      | 84,976.00        |
| TEACHERS   | TEACHER-SPECIAL ED-7075     | MINEO, ALEXA                | 57,723.00      | 59,469.00        |

\*This Staff Roster is reflective of staff who were working in the District for the 2018-2019 school year.

# Staff Roster

| Class Name | Job Title                       | Name                    | Current Salary | 2019-2020 Salary |
|------------|---------------------------------|-------------------------|----------------|------------------|
| TEACHERS   | TEACHER-SPECIAL ED-7075         | MONK KELLEY, PAMELA     | 93,319.00      | 93,319.00        |
| TEACHERS   | TEACHER-SPECIAL ED-7075         | MURPHY, SHANNON         | 45,357.00      | 46,708.00        |
| TEACHERS   | TEACHER-SPECIAL ED-7075         | MUSANTI, MAEGAN         | 48,901.00      | 50,440.00        |
| TEACHERS   | TEACHER-SPECIAL ED-7075         | NELSON, CHRISTINA       | 77,103.00      | 79,689.00        |
| TEACHERS   | TEACHER-SPECIAL ED-7075         | NESS, ADINA             | 57,723.00      | 59,469.00        |
| TEACHERS   | TEACHER-SPECIAL ED-7075         | NIERENBERG, MATHEW      | 84,451.00      | 87,689.00        |
| TEACHERS   | TEACHER-SPECIAL ED-7075         | NIGRO, DENISE           | 65,703.00      | 67,876.00        |
| TEACHERS   | TEACHER-SPECIAL ED-7075         | NUTTER, ERIN            | 77,103.00      | 79,689.00        |
| TEACHERS   | TEACHER-SPECIAL ED-7075         | ONOFRIO, CHERYL         | 62,866.00      | 65,003.00        |
| TEACHERS   | TEACHER-SPECIAL ED-7075         | ONOFRIO, KRISTA         | 51,503.00      | 53,042.00        |
| TEACHERS   | TEACHER-SPECIAL ED-7075         | ONORATO, DANIEL         | 65,080.00      | 67,238.00        |
| TEACHERS   | TEACHER-SPECIAL ED-7075         | PAGENTINE, CYNTHIA      | 89,856.00      | 89,856.00        |
| TEACHERS   | TEACHER-SPECIAL ED-7075         | PANCIERA, JUDYTHE       | 92,569.00      | 92,569.00        |
| TEACHERS   | TEACHER-SPECIAL ED-7075         | PANTALEO, DONNAMARIE    | 92,569.00      | 92,569.00        |
| TEACHERS   | TEACHER-SPECIAL ED-7075         | PARKINSON, SEETA        | 90,606.00      | 90,606.00        |
| TEACHERS   | TEACHER-SPECIAL ED-7075         | PEARSON, SANDRA         | 46,708.00      | 48,246.00        |
| TEACHERS   | TEACHER-SPECIAL ED-7075         | PELLEY, CATHERINE       | 45,357.00      | 46,708.00        |
| TEACHERS   | TEACHER-SPECIAL ED-7075         | PELLINO, MELISSA        | 84,451.00      | 87,689.00        |
| TEACHERS   | TEACHER-SPECIAL ED-7075         | PENDZIWATER, URSULA     | 89,856.00      | 89,856.00        |
| TEACHERS   | TEACHER-SPECIAL ED-7075         | PERLROTH, JUDITH        | 88,330.00      | 88,330.00        |
| TEACHERS   | TEACHER-SPECIAL ED-7075         | PETION, JACKLIN         | 60,324.00      | 62,063.00        |
| TEACHERS   | TEACHER-SPECIAL ED-7075         | PRITCHETT, GRACIENNE    | 65,080.00      | 67,238.00        |
| TEACHERS   | TEACHER-SPECIAL ED-7075         | QUINONES, BRENDA LIZ    | 53,256.00      | 54,909.00        |
| TEACHERS   | TEACHER-SPECIAL ED-7075         | REYES, ELIZABETH        | 53,256.00      | 54,909.00        |
| TEACHERS   | TEACHER-SPECIAL ED-7075         | ROBINSON, SHANETTE      | 88,789.00      | 92,569.00        |
| TEACHERS   | TEACHER-SPECIAL ED-7075         | ROTH, JANE              | 89,856.00      | 89,856.00        |
| TEACHERS   | TEACHER-SPECIAL ED-7075         | RUSSO, ROSEMARY         | 90,606.00      | 90,606.00        |
| TEACHERS   | TEACHER-SPECIAL ED-7075         | RYAN, MAUREEN           | 92,569.00      | 92,569.00        |
| TEACHERS   | TEACHER-SPECIAL ED-7075         | SANTANA, LISSETTE       | 57,919.00      | 59,691.00        |
| TEACHERS   | TEACHER-SPECIAL ED-7075         | SANTORE, AMANDA         | 53,238.00      | 54,849.00        |
| TEACHERS   | TEACHER-SPECIAL ED-7075         | SCHEER, ERIKA           | 57,723.00      | 59,469.00        |
| TEACHERS   | TEACHER-SPECIAL ED-7075         | SLAICIUNAS, CHERYL      | 81,738.00      | 84,976.00        |
| TEACHERS   | TEACHER-SPECIAL ED-7075         | SLOAN, SUSAN            | 68,576.00      | 71,038.00        |
| TEACHERS   | TEACHER-SPECIAL ED-7075         | SMITH, DANIELLE         | 87,580.00      | 87,580.00        |
| TEACHERS   | TEACHER-SPECIAL ED-7075         | SMITH, REBECCA          | 92,569.00      | 92,569.00        |
| TEACHERS   | TEACHER-SPECIAL ED-7075         | STALSBURG, KELLY        | 48,901.00      | 50,440.00        |
| TEACHERS   | TEACHER-SPECIAL ED-7075         | STEPHENSON, DEREK       | 70,833.00      | 73,305.00        |
| TEACHERS   | TEACHER-SPECIAL ED-7075         | SULLIVAN, MOLLY         | 48,901.00      | 50,440.00        |
| TEACHERS   | TEACHER-SPECIAL ED-7075         | THIGPEN, MELODIE        | 89,856.00      | 89,856.00        |
| TEACHERS   | TEACHER-SPECIAL ED-7075         | THORSON, DEBORAH        | 87,580.00      | 87,580.00        |
| TEACHERS   | TEACHER-SPECIAL ED-7075         | TORELLO, LORI           | 70,833.00      | 73,305.00        |
| TEACHERS   | TEACHER-SPECIAL ED-7075         | TRACEY, KELLY           | 53,238.00      | 54,849.00        |
| TEACHERS   | TEACHER-SPECIAL ED-7075         | ULIANO, TRACEE          | 89,856.00      | 89,856.00        |
| TEACHERS   | TEACHER-SPECIAL ED-7075         | VALENTE, NICOLE         | 57,723.00      | 59,469.00        |
| TEACHERS   | TEACHER-SPECIAL ED-7075         | VOLLERO, SALVATORE      | 74,405.00      | 76,976.00        |
| TEACHERS   | TEACHER-SPECIAL ED-7075         | WADE, ALYSON            | 70,833.00      | 73,305.00        |
| TEACHERS   | TEACHER-SPECIAL ED-7075         | WEBBER, DANNA           | 45,357.00      | 46,708.00        |
| TEACHERS   | TEACHER-SPECIAL ED-7075         | WHELAN, SEAN            | 57,723.00      | 59,469.00        |
| TEACHERS   | TEACHER-SPECIAL ED-7075         | WHITEMAN, NANCY         | 93,319.00      | 93,319.00        |
| TEACHERS   | TEACHER-SPECIAL ED-7075         | WILLIAMS, DANIELLE      | 53,256.00      | 54,909.00        |
| TEACHERS   | TEACHER-SPECIAL ED-7075         | WILSON, JONATHAN        | 88,330.00      | 88,330.00        |
| TEACHERS   | TEACHER-SPECIAL ED-7075         | YONAMINE, YANINA        | 92,569.00      | 92,569.00        |
| TEACHERS   | TEACHER-SPEECH AND HEARING-7054 | ALOUAH, AICHA           | 70,594.00      | 72,817.00        |
| TEACHERS   | TEACHER-SPEECH AND HEARING-7054 | BAZINET, HEATHER        | 84,451.00      | 87,689.00        |
| TEACHERS   | TEACHER-SPEECH AND HEARING-7054 | BENNER, DANIELLE        | 88,789.00      | 92,569.00        |
| TEACHERS   | TEACHER-SPEECH AND HEARING-7054 | CATALA, JANICE          | 60,324.00      | 62,063.00        |
| TEACHERS   | TEACHER-SPEECH AND HEARING-7054 | COFFY, ROSEMARY         | 88,789.00      | 92,569.00        |
| TEACHERS   | TEACHER-SPEECH AND HEARING-7054 | HENLEY, DIANE           | 93,319.00      | 93,319.00        |
| TEACHERS   | TEACHER-SPEECH AND HEARING-7054 | HUGHES-JOHNSON, SHARDAE | 67,710.00      | 69,894.00        |
| TEACHERS   | TEACHER-SPEECH AND HEARING-7054 | JACKSON, SONDI          | 92,569.00      | 92,569.00        |

\*This Staff Roster is reflective of staff who were working in the District for the 2018-2019 school year.

# Staff Roster

| Class Name | Job Title                         | Name                           | Current Salary | 2019-2020 Salary |
|------------|-----------------------------------|--------------------------------|----------------|------------------|
| TEACHERS   | TEACHER-SPEECH AND HEARING-7054   | JONES, JACLYN                  | 58,051.00      | 59,704.00        |
| TEACHERS   | TEACHER-SPEECH AND HEARING-7054   | LUCATINO, BIANCA               | 58,051.00      | 59,704.00        |
| TEACHERS   | TEACHER-SPEECH AND HEARING-7054   | NORTHERN, LUCAS                | 55,840.00      | 57,451.00        |
| TEACHERS   | TEACHER-SPEECH AND HEARING-7054   | ORTIZ, DERLENE                 | 88,789.00      | 92,569.00        |
| TEACHERS   | TEACHER-SPEECH AND HEARING-7054   | RASKIN, TZIPORA                | 65,135.00      | 67,010.00        |
| TEACHERS   | TEACHER-SPEECH AND HEARING-7054   | ROLFE, SARAH                   | 88,789.00      | 92,569.00        |
| TEACHERS   | TEACHER-SPEECH AND HEARING-7054   | ROMANO, GRACE MARY             | 94,469.00      | 96,901.00        |
| TEACHERS   | TEACHER-SPEECH AND HEARING-7054   | SCHATZ, RACHAEL                | 73,517.00      | 76,003.00        |
| TEACHERS   | TEACHER-SPEECH AND HEARING-7054   | SHAVER, AMY                    | 77,103.00      | 79,689.00        |
| TEACHERS   | TEACHER-SPEECH AND HEARING-7054   | SODERBERG, DANA                | 55,840.00      | 57,451.00        |
| TEACHERS   | TEACHER-SPEECH AND HEARING-7054   | WHITE, CAYLA                   | 73,517.00      | 76,003.00        |
| TEACHERS   | TEACHER-TAG/ISSP-7041             | ARGO, DOMINIQUE                | 74,405.00      | 76,976.00        |
| TEACHERS   | TEACHER-TAG/ISSP-7041             | REINSHAGEN, JULIE              | 87,580.00      | 87,580.00        |
| TEACHERS   | TEACHER-TALENT ASSOCIATE-7118     | MUNOZ, CORA                    | 67,710.00      | 69,894.00        |
| TEACHERS   | TEACHER-TALENTED AND GIFTED-7056  | CONTI, PENNY                   | 93,319.00      | 93,319.00        |
| TEACHERS   | TEACHER-TALENTED AND GIFTED-7056  | GEE, ALARIC                    | 89,856.00      | 89,856.00        |
| TEACHERS   | TEACHER-TALENTED AND GIFTED-7056  | KOUNTZ, DAWN                   | 89,856.00      | 89,856.00        |
| TEACHERS   | TEACHER-TALENTED AND GIFTED-7056  | LEIBIGER, RACHEL               | 46,708.00      | 48,246.00        |
| TEACHERS   | TEACHER-TALENTED AND GIFTED-7056  | WATERS, BECKY                  | 73,517.00      | 76,003.00        |
| TEACHERS   | TEACHER-TECHNOLOGY EDUCATION-7062 | ACHEBE, FURAH                  | 65,080.00      | 67,238.00        |
| TEACHERS   | TEACHER-TECHNOLOGY EDUCATION-7062 | BARSEVICH, JOHN                | 55,449.00      | 57,103.00        |
| TEACHERS   | TEACHER-TECHNOLOGY EDUCATION-7062 | BLAKESLEE, PETRINA             | 88,789.00      | 92,569.00        |
| TEACHERS   | TEACHER-TECHNOLOGY EDUCATION-7062 | CAJARAVILLE-BONILLA, FRANCISCO | 60,341.00      | 62,166.00        |
| TEACHERS   | TEACHER-TECHNOLOGY EDUCATION-7062 | CAP, JONATHAN                  | 57,723.00      | 59,469.00        |
| TEACHERS   | TEACHER-TECHNOLOGY EDUCATION-7062 | CARRINGTON, KELLY              | 70,833.00      | 73,305.00        |
| TEACHERS   | TEACHER-TECHNOLOGY EDUCATION-7062 | COBURN, RICHARD                | 88,789.00      | 92,569.00        |
| TEACHERS   | TEACHER-TECHNOLOGY EDUCATION-7062 | DONAHUE, ASHLEY                | 48,901.00      | 50,440.00        |
| TEACHERS   | TEACHER-TECHNOLOGY EDUCATION-7062 | LEE, ERROL                     | 87,580.00      | 87,580.00        |
| TEACHERS   | TEACHER-TECHNOLOGY EDUCATION-7062 | LOMAN, PATRICK                 | 70,833.00      | 73,305.00        |
| TEACHERS   | TEACHER-TECHNOLOGY EDUCATION-7062 | MANZIONE, MELISSA              | 55,840.00      | 57,451.00        |
| TEACHERS   | TEACHER-TECHNOLOGY EDUCATION-7062 | MCGOVERN, PATRICIA             | 89,856.00      | 89,856.00        |
| TEACHERS   | TEACHER-TECHNOLOGY EDUCATION-7062 | NKATA, SHEREE                  | 47,551.00      | 48,901.00        |
| TEACHERS   | TEACHER-TECHNOLOGY EDUCATION-7062 | PIZZONIA, RICHARD              | 93,017.00      | 96,797.00        |
| TEACHERS   | TEACHER-TESOL-7035                | ABBOTT, MARISA                 | 92,569.00      | 92,569.00        |
| TEACHERS   | TEACHER-TESOL-7035                | BENGTSON MENDOZA, KRISTIN      | 67,938.00      | 70,133.00        |
| TEACHERS   | TEACHER-TESOL-7035                | CARTAGENA, DIANA               | 74,405.00      | 76,976.00        |
| TEACHERS   | TEACHER-TESOL-7035                | CENTENO, JOSE                  | 60,119.00      | 61,884.00        |
| TEACHERS   | TEACHER-TESOL-7035                | CHECKO, KATIE                  | 67,938.00      | 70,133.00        |
| TEACHERS   | TEACHER-TESOL-7035                | CLAMPITT, CYNTHIA              | 73,517.00      | 76,003.00        |
| TEACHERS   | TEACHER-TESOL-7035                | ESPOSITO, MICHAEL              | 81,738.00      | 84,976.00        |
| TEACHERS   | TEACHER-TESOL-7035                | GIBBONS, ALAN                  | 92,569.00      | 92,569.00        |
| TEACHERS   | TEACHER-TESOL-7035                | GOODWIN, KAITLYN               | 60,324.00      | 62,063.00        |
| TEACHERS   | TEACHER-TESOL-7035                | HAMILTON, DEIRDRE              | 89,856.00      | 89,856.00        |
| TEACHERS   | TEACHER-TESOL-7035                | HEWITT, NATINA                 | 70,833.00      | 73,305.00        |
| TEACHERS   | TEACHER-TESOL-7035                | JAROSZ, ALYSSA                 | 53,238.00      | 54,849.00        |
| TEACHERS   | TEACHER-TESOL-7035                | KARELL, JUSTO                  | 89,856.00      | 89,856.00        |
| TEACHERS   | TEACHER-TESOL-7035                | KAZADI, FIDEL                  | 67,938.00      | 70,133.00        |
| TEACHERS   | TEACHER-TESOL-7035                | LAWRENCE, TANIA                | 67,938.00      | 70,133.00        |
| TEACHERS   | TEACHER-TESOL-7035                | LEE, LINDA                     | 55,449.00      | 57,103.00        |
| TEACHERS   | TEACHER-TESOL-7035                | LUQUENO, MELISSA               | 62,534.00      | 64,380.00        |
| TEACHERS   | TEACHER-TESOL-7035                | NORWOOD, MICHELE               | 55,449.00      | 57,103.00        |
| TEACHERS   | TEACHER-TESOL-7035                | PADRO, LIUDMILA                | 60,341.00      | 62,166.00        |
| TEACHERS   | TEACHER-TESOL-7035                | PETER, MARIA                   | 57,723.00      | 59,469.00        |
| TEACHERS   | TEACHER-TESOL-7035                | POLIO, NORINE                  | 93,319.00      | 93,319.00        |
| TEACHERS   | TEACHER-TESOL-7035                | RICE, KIMYA                    | 89,856.00      | 89,856.00        |
| TEACHERS   | TEACHER-TESOL-7035                | RODRIGUEZ, MARISOL             | 92,569.00      | 92,569.00        |
| TEACHERS   | TEACHER-TESOL-7035                | SANDERS-ERAZO, DORALIS         | 55,529.00      | 57,269.00        |
| TEACHERS   | TEACHER-TESOL-7035                | SAVO-BROCKETT, JAIME           | 67,938.00      | 70,133.00        |
| TEACHERS   | TEACHER-TESOL-7035                | SENES, ISABEL                  | 60,119.00      | 61,884.00        |
| TEACHERS   | TEACHER-TESOL-7035                | SILVERNALE, RAYMOND            | 78,076.00      | 80,838.00        |

\*This Staff Roster is reflective of staff who were working in the District for the 2018-2019 school year.

# Staff Roster

| Class Name | Job Title                         | Name                  | Current Salary | 2019-2020 Salary |
|------------|-----------------------------------|-----------------------|----------------|------------------|
| TEACHERS   | TEACHER-TESOL-7035                | SIMONSON, NICOLE      | 53,642.00      | 55,240.00        |
| TEACHERS   | TEACHER-TESOL-7035                | SOARES, MICHAEL       | 78,076.00      | 80,838.00        |
| TEACHERS   | TEACHER-TESOL-7035                | WALDEN, ERICA         | 53,238.00      | 54,849.00        |
| TEACHERS   | TEACHER-TESOL-7035                | ZAKARAUSKAS, ARMUNDAS | 77,103.00      | 79,689.00        |
| TEACHERS   | TEACHER-THEATER/DRAMA-7057        | DELUCIA, SALVATORE    | 74,405.00      | 76,976.00        |
| TEACHERS   | TEACHER-THEATER/DRAMA-7057        | ESPOSITO, ROBERT      | 70,833.00      | 73,305.00        |
| TEACHERS   | TEACHER-THEATER/DRAMA-7057        | KELLY, STEPHANIE      | 55,529.00      | 57,269.00        |
| TEACHERS   | TEACHER-THEATER/DRAMA-7057        | MCAFEE, CHARLES       | 46,708.00      | 48,246.00        |
| TEACHERS   | TEACHER-THEATER/DRAMA-7057        | MEIKLE, DAVID         | 57,723.00      | 59,469.00        |
| TEACHERS   | TEACHER-THEATER/DRAMA-7057        | PIDSKALNY, CHRISTI    | 60,119.00      | 61,884.00        |
| TEACHERS   | TEACHER-VISUAL ARTS-7108          | COZZI, CHRISTOPHER    | 78,076.00      | 80,838.00        |
| TEACHERS   | TEACHER-VISUALLY HANDICAPPED-7060 | DODGE, LYNDA          | 70,833.00      | 73,305.00        |
| TEACHERS   | TEACHER-VISUALLY HANDICAPPED-7060 | POMPANO, JOANNE       | 93,319.00      | 93,319.00        |
| TEACHERS   | TEACHER-VOCATIONAL EDUCATION-7059 | BRENCHER, PHILIP      | 55,529.00      | 57,269.00        |
| TEACHERS   | TEACHER-VOCATIONAL EDUCATION-7059 | CARDELLO, PATRICK     | 89,856.00      | 89,856.00        |
| TEACHERS   | TEACHER-VOCATIONAL EDUCATION-7059 | COFRANCESCO, MARK     | 72,138.00      | 74,700.00        |
| TEACHERS   | TEACHER-VOCATIONAL EDUCATION-7059 | FLANAGAN, EDWARD      | 88,330.00      | 88,330.00        |
| TEACHERS   | TEACHER-VOCATIONAL EDUCATION-7059 | JOSEPH, STEVEN        | 81,738.00      | 84,976.00        |
| TEACHERS   | TEACHER-VOCATIONAL EDUCATION-7059 | LACROSS, PEBBLES      | 55,449.00      | 57,103.00        |
| TEACHERS   | TEACHER-VOCATIONAL EDUCATION-7059 | LOW, DAVID            | 89,856.00      | 89,856.00        |
| TEACHERS   | TEACHER-VOCATIONAL EDUCATION-7059 | MORRIS, PAUL          | 87,580.00      | 87,580.00        |
| TEACHERS   | TEACHER-VOCATIONAL EDUCATION-7059 | OTTERBACH, KRISTI     | 87,580.00      | 88,330.00        |
| TEACHERS   | TEACHER-VOCATIONAL EDUCATION-7059 | WORKINGER, KIMBERLY   | 79,462.00      | 82,700.00        |

\*This Staff Roster is reflective of staff who were working in the District for the 2018-2019 school year.